

# VEKA INT EKO

**NEW!**

Air handling units

Oro tiekimo agrgatai

Centrale klimatyzacyjne

Приточные агрегаты



VEKA INT EKO is high quality compact ventilation unit which ensure savings of energy and time of installing.

- 6 sizes: 400, 700, 1000, 2000, 3000, 4000 m<sup>3</sup>/h with 1-3 phases electrical heaters.
- 4 models: 1000 and 2000, 3000, 4000 m<sup>3</sup>/h with water heaters.
- Integrated air damper with actuator.
- Installed pressure switch for filter pollution.
- Just remote controller must be selected: Flex, Stouch or TPC.
- Low height – perfect for under ceilings installation.
- EC fan for saving energy and money.
- Optional filters class: G4, M5 or F7.
- Mountable with maintenance side - up and down.
- Quiet and long-life unit.
- Compact size, powder coated casing.
- Electrical heater control 0-10V.
- Integrated control system.
- Optional cooling and CO<sub>2</sub> control.
- Acoustic and thermal insulation of external walls: 30mm.



VEKA INT EKO kompaktiškas ir atitinkantis aukščiausius standartus vėdinimo įrenginys, kuris užtikrina energijos taupimą ir greitą montavimą.

- 6 dydžiai: 400, 700, 1000, 2000, 3000, 4000 m<sup>3</sup>/h su vienfaziais ir trifaziais elektriniais šildytuvais.
- 4 dydžiai: 1000, 2000, 3000, 4000 m<sup>3</sup>/h su integruotais vandens šildytuvais.
- Integruota motorizuota oro sklendė.
- Integruotas filtrų užterštumo matuoklis.
- VEKA INT EKO galima valdyti su Flex, Stouch ir TPC pulteliais.
- Ypatingai žemas aukštis – idealus sprendimas montavimui po lubomis.
- EC ventiliatoriai – energijos ir kaštų taupimas.
- Galimybė papildomai komplektuoti G4, M5 arba F7.
- Galima montuoti ant grindų, plubomis arba ant sienos.
- Tylus ir ilgaamžis vėdinimo įrenginys.
- Elektrinio šildytuvo valdymas 0-10V.
- Integruota valdymo automatika.
- Papildomai komplektuojamas CO<sub>2</sub>, slėgio ar drėgmės keitiklis.
- Sienelių triukšmo izoliacija- 30 mm.



Centrale nawiewne VEKA INT EKO służą do dostarczenia Świeżego powietrza do pomieszczeń.







- Wydatki: 400, 700, 1000, 2000, 3000 oraz 4000 m<sup>3</sup>/h dostępne z nagrzewnicami elektrycznymi.
- Modele: 1000, 2000, 3000 oraz 4000 m<sup>3</sup>/h mogą być z nagrzewnicą wodną.
- Zintegrowana przepustnica powietrza z siłownikiem.
- Zainstalowany presostat.
- Możliwość sterownia sterownikami Flex, Stouch, TPC.
- Mała wysokość - idealny do instalacji pod sufitami.
- Energooszczędne i ciche wentylatory EC.
- Opcjonalnie Filtry klasy: G3, M5 lub F7.
- Możliwość montażu z boku konserwacji - w górę iw dół.
- Obudowa malowana proszkowo (RAL 7040).
- Sterowanie mocą nagrzewnic 0-10 V.
- Pełny zintegrowany system automatyki Plug&Play.
- Możliwość kontroli pracy agregatu chłodniczego
- Możliwość podpięcia czujników CO<sub>2</sub> i HR
- Izolacja wełną mineralną 30 mm.



VEKA INT EKO - высококого качество приточные агрегаты, которые обеспечивают экономию энергии и короткое время инсталлирования.

- Агрегаты 6 размеров: 400, 700, 1000, 2000, 3000, 4000 м<sup>3</sup>/ч с 1-3 фаз электрическими нагревателями.
- Агрегаты 4 размеров: 1000 и 2000, 3000, 4000 м<sup>3</sup>/ч с водяными нагревателями.
- Интегрированная воздушная заслонка с приводом.
- Установлен датчик давления для фильтра загрязнения.
- Нужно только выбрать пульт дистанционного управления: Flex, Stouch или TPC.
- Агрегат низкой высоты - идеально подходит для установки под потолками.
- ЕС вентиляторы для экономии энергии и денег.
- Дополнительный класс фильтров: G4, M5 или F7.
- Монтаж со стороны обслуживания - вверх и вниз.
- Порошковая окраска корпуса.
- Управление электрического нагревателя от 0 до 10В.
- Интегрированная система управления.
- К агрегату дополнительно можно постовлять и контролировать охладитель и устройство CO<sub>2</sub>.
- Толщина акустической и тепловой изоляции наружных стен: 30мм.

## Accessories

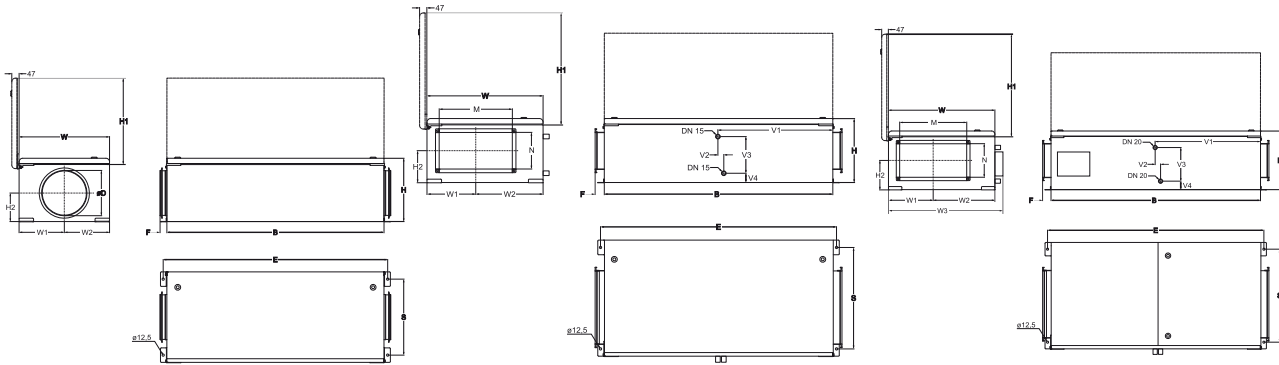
Control panel	Sensor controller	Programmable controller	Pressure transmitter	CO2 sensors	Duct humidity sensor
					
Flex p. 178	Stouch p. 179	TPC p. 180	1141 p. 181	RC02-F2 p. 182	KFF-U p. 183

# VEKA INT EKO

VEKA INT 400 EKO  
VEKA INT 700 EKO

VEKA INT 1000 EKO  
VEKA INT 2000 EKO  
VEKA INT W 1000 EKO  
VEKA INT W 2000 EKO

VEKA INT 3000 - 4000 EKO  
VEKA INT W 3000 - 4000 EKO









Type	Dimensions [mm]																	
	W	W1	W2	W3	B	H	H1	H2	E	S	M	N	V1	V2	V3	V4	F	øD
VEKA INT 400 EKO	450	225	225	-	1130	325	427	157	1171	370	-	-	-	-	-	-	30	200
VEKA INT 700 EKO	500	250	250	-	1200	350	477	157	1241	420	-	-	-	-	-	-	40	250
VEKA INT 1000 EKO	635	267	368	-	1250	350	612	174	1291	555	400	200	-	-	-	-	50	-
VEKA INT 2000 EKO	750	316	434	-	1550	460	727	249	1591	670	500	250	-	-	-	-	50	-
VEKA INT 3000 EKO	950	417	533	1054	1400	550	985	268	1440	870	700	400	708	38	361	79	50	-
VEKA INT 4000 EKO	950	417	533	1054	1400	550	985	268	1440	870	700	400	708	38	361	79	50	-
VEKA INT W 1000 EKO	635	267	368	-	1250	350	612	174	1291	555	400	200	618	43	190	71	50	-
VEKA INT W 2000 EKO	750	316	434	-	1550	460	727	249	1591	670	500	250	740	42	297	73	50	-
VEKA INT W 3000 EKO	950	417	533	1054	1400	550	985	268	1440	870	700	400	-	-	-	-	50	-
VEKA INT W 4000 EKO	950	417	533	1054	1400	550	985	268	1440	870	700	400	-	-	-	-	50	-

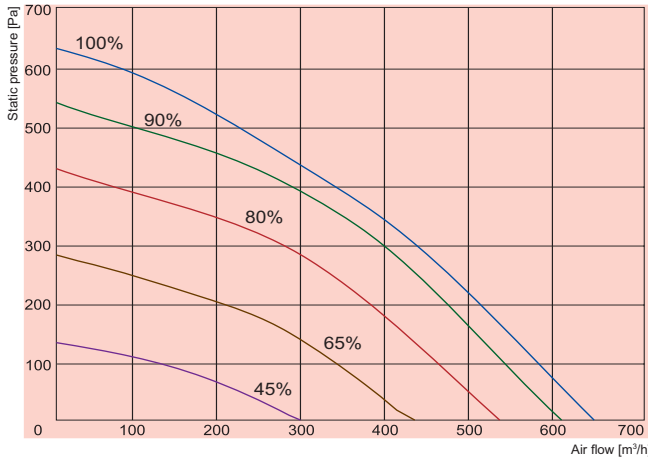
Type	Accessories								
	Flex Stouch TPC	1141 RC02-F2 KFF-U	SKS	AKS AP	SSB Heating	RMG 80/60°C	RMG 60/40°C	VVP/VXP 80/60°C	VVP/VXP 60/40°C
VEKA INT400 EKO	+	+	-	200	-	-	-	-	-
VEKA INT 700 EKO	+	+	-	250	-	-	-	-	-
VEKA INT 1000 EKO	+	+	400x200	-	-	-	-	-	-
VEKA INT 2000 EKO	+	+	500x250	-	-	-	-	-	-
VEKA INT 3000 EKO	+	+	700x400	-	-	-	-	-	-
VEKA INT 4000 EKO	+	+	700x400	-	-	-	-	-	-
VEKA INT W 1000 EKO	+	+	400x200	-	61	3-1,6-4	3-1,0-4	45.10-1,6	45.10-1,0
VEKA INT W 2000 EKO	+	+	500x250	-	61	3-2,5-4	3-2,5-4	45.10-2,5	45.10-2,5
VEKA INT W 3000 EKO	+	+	700x400	-	61	+	+	+	+
VEKA INT W 4000 EKO	+	+	700x400	-	61	+	+	+	+

SSB 61-control signal 0...10V DC

## Accessories

<p>Rectangular duct silencer</p>  <p>SKS p. 233</p>	<p>Circular duct silencer</p>  <p>AKS p. 230</p>	<p>Mounting clamp</p>  <p>AP p. 229</p>	<p>Thermic water valve actuator</p>  <p>SSB p. 184</p>	<p>Mixing point</p>  <p>RMG p. 185</p>	<p>2 and 3 - way valves</p>  <p>VVP/VXP p. 186</p>
----------------------------------------------------------------------------------------------------------------------------------------	-------------------------------------------------------------------------------------------------------------------------------------	----------------------------------------------------------------------------------------------------------------------------	-------------------------------------------------------------------------------------------------------------------------------------------	-----------------------------------------------------------------------------------------------------------------------------	-----------------------------------------------------------------------------------------------------------------------------------------

# VEKA INT EKO

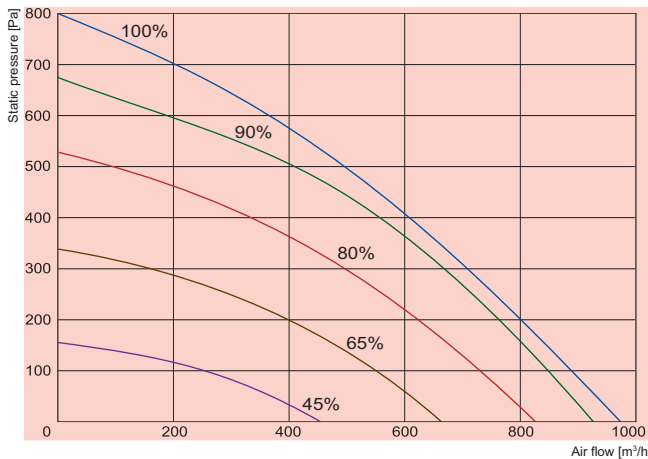


- ① VEKA INT400/1,2-L1 EKO
- ① VEKA INT 400/2,0-L1 EKO
- ① VEKA INT 400/5,0-L1 EKO

VEKA INT 400 EKO	Lwa total, dB(A)	LWA, dB(A)						
		125 Hz	250 Hz	500 Hz	1 kHz	2 kHz	4 kHz	8 kHz
Inlet	67	50	56	65	61	43	47	34
Outlet	74	56	62	73	62	63	57	40
Surrounding	53	37	41	51	45	38	37	24

Measured at 560 m³/h, 122 Pa

		400/1,2-L1 EKO	400/2,0-L1 EKO	400/5,0-L1 EKO
Heater	-phase/voltage [50Hz/VAC]	~1, 230	~1, 230	~2, 400
	-power consumption [kW]	1,2	2,0	5,0
Fan	-phase/voltage [50Hz/VAC]	~1, 230	~1, 230	~1, 230
	-current [KW/A]	0,129/1,09	0,129/1,09	0,129/1,09
	-speed [min <sup>-1</sup> ]	3490	3490	3490
	-protection class	IP-44	IP-44	IP-44
	-power consumption [kW/A]	1,329/5,78	2,129/9,26	5,129/13,59
Automatic control integrated		integrated	integrated	integrated
Filter class		M5	M5	M5
Insulation of walls [mm]		30	30	30
Weight [kg]		37,0	37,0	37,0
Comply with ERP 2013;2015		+	+	+



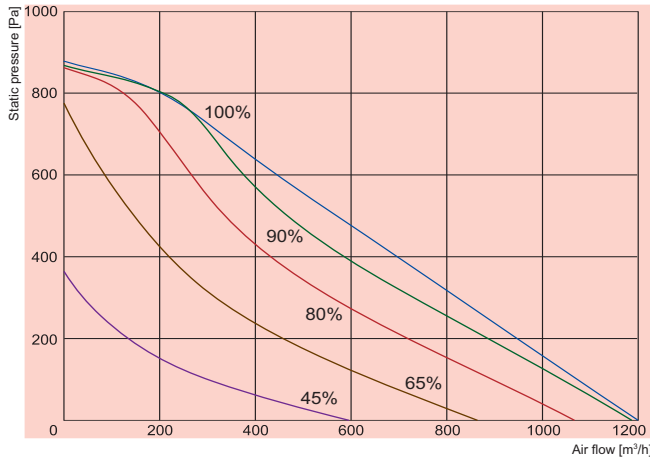
- ① VEKA INT 700/2,4-L1 EKO
- ① VEKA INT 700/5,0-L1 EKO
- ① VEKA INT 700/9,0-L1 EKO

VEKA INT 700 EKO	Lwa total, dB(A)	LWA, dB(A)						
		125 Hz	250 Hz	500 Hz	1 kHz	2 kHz	4 kHz	8 kHz
Inlet	69	50	59	61	65	64	54	52
Outlet	75	62	68	73	63	53	46	40
Surrounding	55	40	47	51	50	45	40	37

Measured at 838 m³/h, 162 Pa

		700/2,4-L1 EKO	700/5,0-L1 EKO	700/9,0-L1 EKO
Heater	-phase/voltage [50Hz/VAC]	~1, 230	~2, 400	~3, 400
	-power consumption [kW]	2,4	5,0	9,0
Fan	-phase/voltage [50Hz/VAC]	~1, 230	~1, 230	~1, 230
	-current [KW/A]	0,2/1,57	0,2/1,57	0,2/1,57
	-speed [min <sup>-1</sup> ]	3380	3380	3380
	-protection class	IP-44	IP-44	IP-44
	-power consumption [kW/A]	2,6/12,0	5,2/14,07	9,2/14,56
Automatic control integrated		integrated	integrated	integrated
Filter class		M5	M5	M5
Insulation of walls [mm]		30	30	30
Weight [kg]		45,0	45,0	45,0
Comply with ERP 2013;2015		+	+	+

# VEKA INT EKO

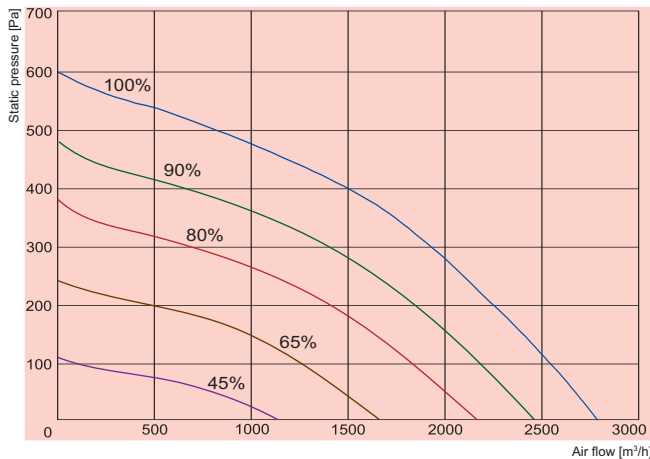


- ① VEKA INT 1000/2,4-L1 EKO
- ① VEKA INT 1000/5,0-L1 EKO
- ① VEKA INT 1000/9,0-L1 EKO
- ① VEKA INT 1000/12,0-L1 EKO

VEKA INT 1000 EKO	Lwa total, dB(A)	LWA, dB(A)						
		125 Hz	250 Hz	500 Hz	1 kHz	2 kHz	4 kHz	8 kHz
Inlet	69	53	56	65	63	61	59	53
Outlet	75	64	70	72	65	56	53	49
Surrounding	55	44	45	51	48	44	41	38

Measured at 1036 m³/h, 133 Pa

		1000/2,4-L1 EKO	1000/5,0-L1 EKO	1000/9,0-L1 EKO	1000/12,0-L1 EKO
Heater	-phase/voltage [50Hz/VAC]	~1, 230	~2, 400	~3, 400	~3, 400
	-power consumption [kW]	2,4	5,0	9,0	12,0
Fan	-phase/voltage [50Hz/VAC]	~1, 230	~1, 230	~1, 230	~1, 230
	-current [KW/A]	0,235/1,7	0,235/1,7	0,235/1,7	0,235/1,7
	-speed [min <sup>-1</sup> ]	3220	3220	3220	3220
	-protection class	IP-44	IP-44	IP-44	IP-44
	-power consumption [kW/A]	2,61/12,13	5,21/14,2	9,21/14,69	12,21/19,02
Automatic control integrated		integrated	integrated	integrated	integrated
Filter class		M5	M5	M5	M5
Insulation of walls	[mm]	30	30	30	30
Weight	[kg]	56,0	56,0	57,0	57,0
Comply with ERP 2013;2015		+	+	+	+

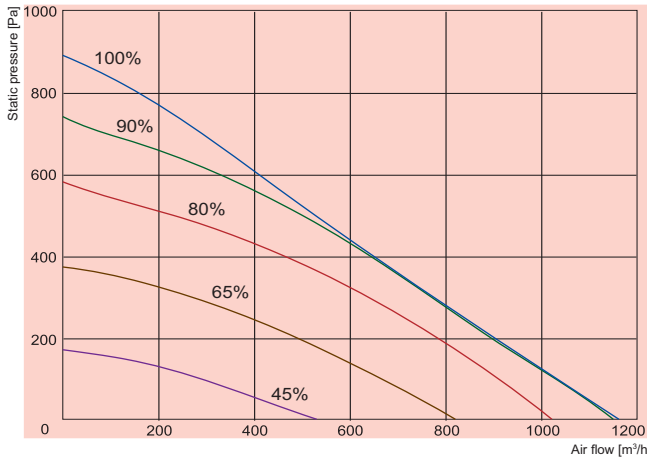


- ① VEKA INT 2000/6,0-L1 EKO
- ① VEKA INT 2000/15,0-L1 EKO
- ① VEKA INT 2000/21,0-L1 EKO

VEKA INT 2000 EKO	Lwa total, dB(A)	LWA, dB(A)						
		125 Hz	250 Hz	500 Hz	1 kHz	2 kHz	4 kHz	8 kHz
Inlet	80	71	78	72	57	61	59	55
Outlet	84	75	80	79	74	73	70	67
Surrounding	65	58	62	57	49	52	51	48

Measured at 2493 m³/h, 120 Pa

		2000/6,0-L1 EKO	2000/15,0-L1 EKO	2000/21,0-L1 EKO
Heater	-phase/voltage [50Hz/VAC]	~2, 400	~3, 400	~3, 400
	-power consumption [kW]	6,0	15,0	21,0(12+9)
Fan	-phase/voltage [50Hz/VAC]	~1, 230	~1, 230	~1, 230
	-current [KW/A]	0,438/1,97	0,446/2,05	0,446/2,05
	-speed [min <sup>-1</sup> ]	2010	2010	2010
	-protection class	IP-44	IP-44	IP-44
	-power consumption [kW/A]	6,44/16,1	15,45/23,70	21,45/32,36
Automatic control integrated		integrated	integrated	integrated
Filter class		M5	M5	M5
Insulation of walls	[mm]	30	30	30
Weight	[kg]	88,0	88,5	89,0
Comply with ERP 2013;2015		+	+	+



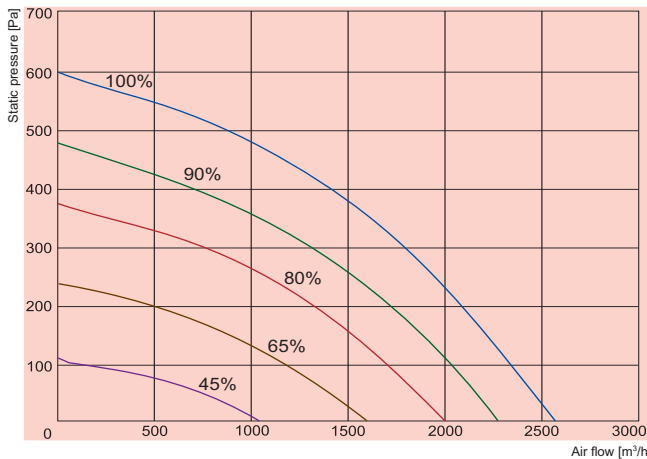
## ① VEKA INT W 1000/14,4-L1 EKO

VEKA INT W 1000 EKO	Lwa total, dB(A)	LWA, dB(A)						
		125 Hz	250 Hz	500 Hz	1 kHz	2 kHz	4 kHz	8 kHz
Inlet	70	55	50	66	62	60	61	57
Outlet	75	63	70	72	64	56	53	47
Surrounding	54	43	42	51	48	43	42	39

Measured at 1010 m³/h, 121 Pa

### W-1000/14,4-L1 EKO

Water heater	-power	[kW]	14,4
	-water temp. $T_{in}/T_{out}$	[°C]	+80/+60
	-water flow rate	[l/s]	0,18
	-water pressure drop	[kPa]	4
	-kvs value	[m³/h]	3,26
Fan	-phase/voltage	[50Hz/VAC]	~1, 230
	-current	[kW/A]	0,232/1,77
	-speed	[min⁻¹]	3220
	-power consumption	[kW/A]	0,232/1,77
	-motor protection class		IP-44
Automatic control integrated			integrated
Filter class			M5
Insulation of wall	[mm]		30
Weight	[kg]		56,0
Comply with ERP 2013;2015			+



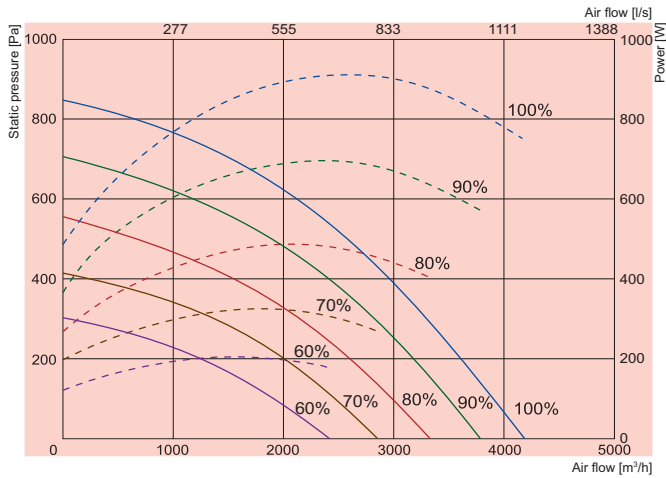
## ① VEKA INT W 2000/26,9-L1 EKO

VEKA INT W 2000 EKO	Lwa total, dB(A)	LWA, dB(A)						
		125 Hz	250 Hz	500 Hz	1 kHz	2 kHz	4 kHz	8 kHz
Inlet	78	72	75	72	63	59	52	49
Outlet	82	76	77	76	75	68	63	58
Surrounding	64	58	61	56	49	40	38	32

Measured at 2304 m³/h, 113 Pa

### W-2000/26,9-L1 EKO

Water heater	-power	[kW]	26,9
	-water temp. $T_{in}/T_{out}$	[°C]	+80/+60
	-water flow rate	[l/s]	0,33
	-water pressure drop	[kPa]	18,1
	-kvs value	[m³/h]	2,81
Fan	-phase/voltage	[50Hz/VAC]	~1, 230
	-current	[kW/A]	0,481/2,18
	-speed	[min⁻¹]	2010
	-power consumption	[kW/A]	0,481/2,18
	-motor protection class		IP-44
Automatic control integrated			integrated
Filter class			M5
Insulation of wall	[mm]		30
Weight	[kg]		88,0
Comply with ERP 2013;2015			+



- ① VEKA INT 3000/15,0-L1 EKO
- ① VEKA INT 3000/21,0-L1 EKO
- ① VEKA INT 3000/30,0-L1 EKO
- ① VEKA INT 3000/39,0-L1 EKO

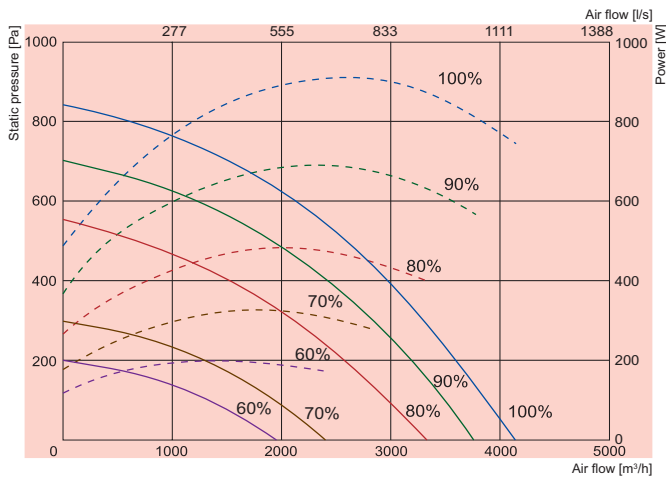
— Performance  
 - - - - - Power consumption

VEKA INT 3000 EKO	Lwa total, dB(A)	LWA, dB(A)						
		125 Hz	250 Hz	500 Hz	1 kHz	2 kHz	4 kHz	8 kHz
Inlet	75	57	66	72	68	66	65	62
Outlet	82	60	70	75	78	75	71	63
Surrounding	68	50	59	63	61	61	58	51

Measured at 3805 m³/h, 122 Pa

### 3000/15,0-L1 EKO 3000/21,0-L1 EKO 3000/30,0-L1 EKO 3000/39,0-L1 EKO

Heater	-phase/voltage [50Hz/VAC]	~3, 400	~3, 400	~3, 400	~3, 400
	-power consumption [kW]	15,07	21,0 (9+12)	30,0 (15+15)	39,0 (12+9+18)
Fan	-phase/voltage [50Hz/VAC]	~1, 230	~1, 230	~1, 230	~1, 230
	-current [kW/A]	0,940/4,3	0,940/4,3	0,940/4,3	0,940/4,3
	-speed [min <sup>-1</sup> ]	2200	2200	2200	2200
	-protection class	IP-54	IP-54	IP-54	IP-54
	-power consumption [kW/A]	15,94/25,95	21,94/34,61	30,94/47,60	39,94/60,60
Automatic control integrated		integrated	integrated	integrated	integrated
Filter class		M5	M5	M5	M5
Insulation of walls	[mm]	30	30	30	30
Weight	[kg]	137,0	138,0	140,0	141,0
Comply with 2013;2015		+	+	+	+



- ① VEKA INT W 3000/40,6-L1 EKO

— Performance  
 - - - - - Power consumption

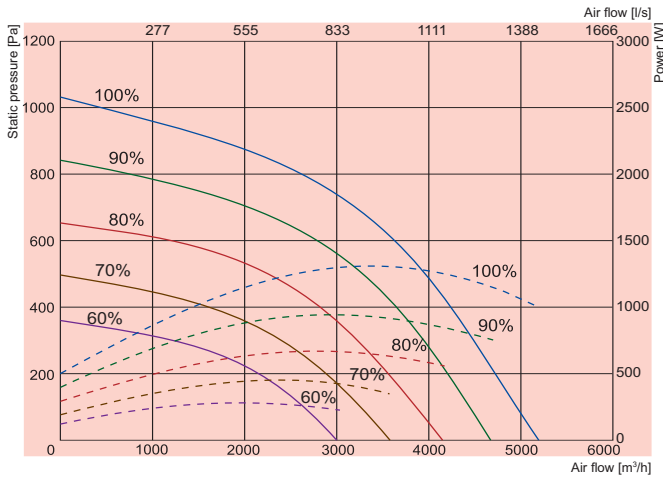
VEKA INT W 3000 EKO	Lwa total, dB(A)	LWA, dB(A)						
		125 Hz	250 Hz	500 Hz	1 kHz	2 kHz	4 kHz	8 kHz
Inlet	75	57	65	71	68	66	65	62
Outlet	81	60	69	74	78	74	70	63
Surrounding	67	50	58	62	61	60	57	51

Measured at 3720 m³/h, 120 Pa

### W-3000/40,6-L1 EKO

Water heater	-power [kW]	40,6
	-water temp. T <sub>in</sub> /T <sub>out</sub> [°C]	+80/+60
	-water flow rate [l/s]	0,5
	-water pressure drop [kPa]	9,6
	-kvs value [m³/h]	5,86
Fan	-phase/voltage [50Hz/VAC]	~1, 230
	-current [kW/A]	0,94/4,3
	-speed [min <sup>-1</sup> ]	2200
	-power consumption [kW/A]	IP-54
	-motor protection class	0,94/4,3
Automatic control integrated		integrated
Filter class		M5
Insulation of wall	[mm]	30
Weight	[kg]	140,0
Comply with ERP 2013;2015		+

**NEW!**



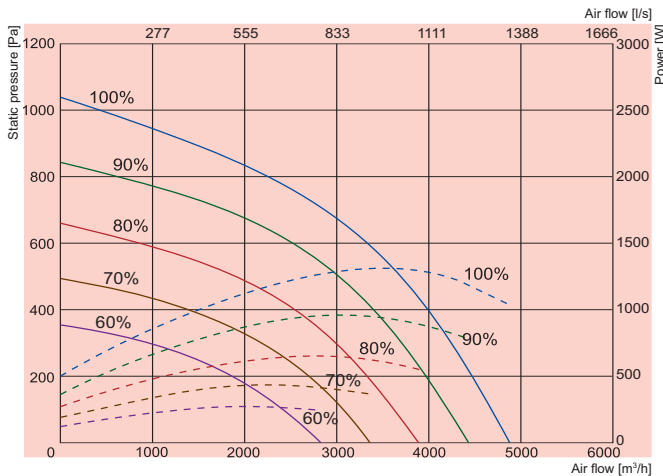
- ① VEKA INT4000/21-L1 EKO
- ① VEKA INT 4000/27-L1 EKO
- ① VEKA INT 4000/39-L1 EKO
- ① VEKA INT 4000/54-L1 EKO

— Performance  
- - - Power consumption

VEKA INT 4000 EKO	Lwa total, dB(A)	125 Hz	250 Hz	500 Hz	1 kHz	2 kHz	4 kHz	8 kHz
Inlet	79	59	69	76	73	70	69	64
Outlet	86	61	73	79	83	79	76	69
Surrounding	72	52	62	67	66	65	63	55

Measured at 4857 m³/h, 142 Pa

		4000/21-L1 EKO	4000/27-L1 EKO	4000/39-L1 EKO	4000/54-L1 EKO
Heater	-phase/voltage [50Hz/VAC]	~3, 400	~3, 400	~3, 400	~3, 400
	-power consumption [kW]	21,0	27,0	39,0	54,00
Fan	-phase/voltage [50Hz/VAC]	~1, 230	~1, 230	~1, 230	~1, 230
	-current [kW/A]	1,285 / 5,8	1,285 / 5,8	1,285 / 5,8	1,285 / 5,8
	-speed [min <sup>-1</sup> ]	2390	2390	2390	2390
	-protection class	IP-54	IP-54	IP-54	IP-54
	-power consumption [kW/A]	22,2 / 35,0	28,2 / 45,0	40,3 / 61,0	55,2 / 76,0
Automatic control integrated		integrated	integrated	integrated	integrated
Filter class		M5	M5	M5	M5
Insulation of walls	[mm]	30	30	30	30
Weight	[kg]	137,0	139,0	143,0	148,0
Comply with ERP 2013;2015		+	+	+	+



- ① VEKA INT W 4000/54-L1 EKO

— Performance  
- - - Power consumption

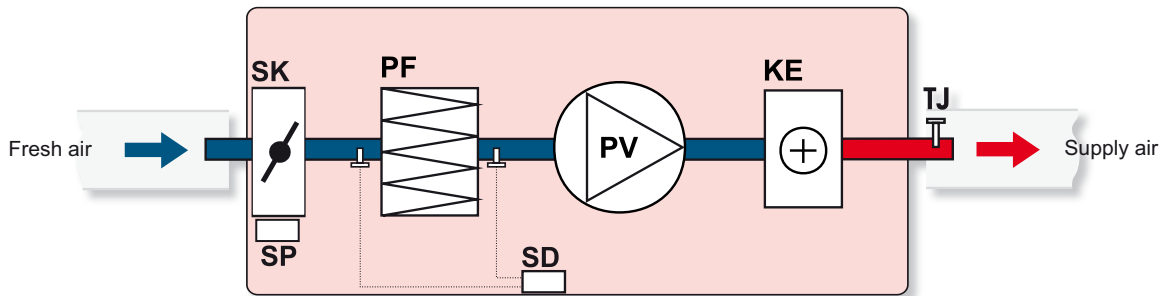
**NEW!**

VEKA INT W 4000 EKO	Lwa total, dB(A)	125 Hz	250 Hz	500 Hz	1 kHz	2 kHz	4 kHz	8 kHz
Inlet	78	59	69	74	72	70	69	62
Outlet	84	60	73	77	80	78	75	67
Surrounding	71	51	62	65	64	65	62	53

Measured at 4677 m³/h, 101 Pa

		W-4000/54-L1 EKO
Water heater	-power [kW]	56,95
	-water temp. T <sub>in</sub> /T <sub>out</sub> [°C]	+80/+60
	-water flow rate [l/s]	0,7
	-water pressure drop [kPa]	12
	-kvs value [m³/h]	7,33
Fan	-phase/voltage [50Hz/VAC]	~1, 230
	-current [kW/A]	1,258/5,8
	-speed [min <sup>-1</sup> ]	2390
	-power consumption [kW/A]	1,29/5,80
	-motor protection class	IP-54
Automatic control integrated		integrated
Filter class		M5
Insulation of wall	[mm]	30
Weight	[kg]	128,0
Comply with ERP 2013;2015		+

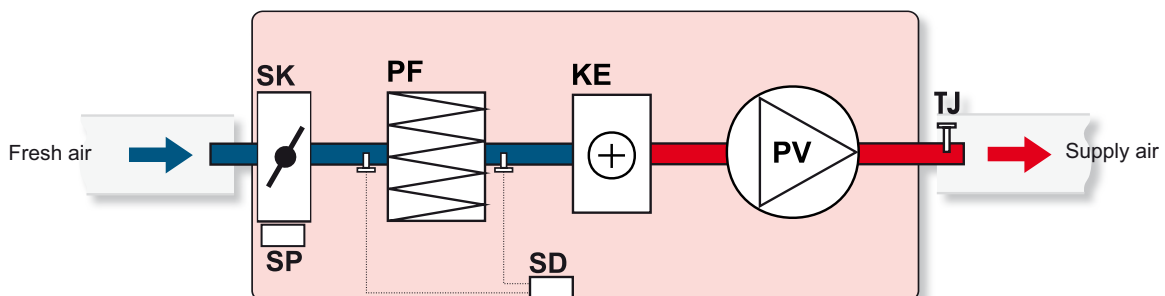
## VEKA INT 400 EKO; 700 EKO versions with electrical heater (view from inspection side)



- PV - supply air fan
- PF - filter for supply air
- KE - electrical heater
- SK - air damper

- SP - actuator
- SD - differential pressure switch
- TJ - air temperature sensor

## VEKA INT 1000 EKO; 2000 EKO; 3000 EKO; 4000 EKO versions with electrical heater (view from inspection side)



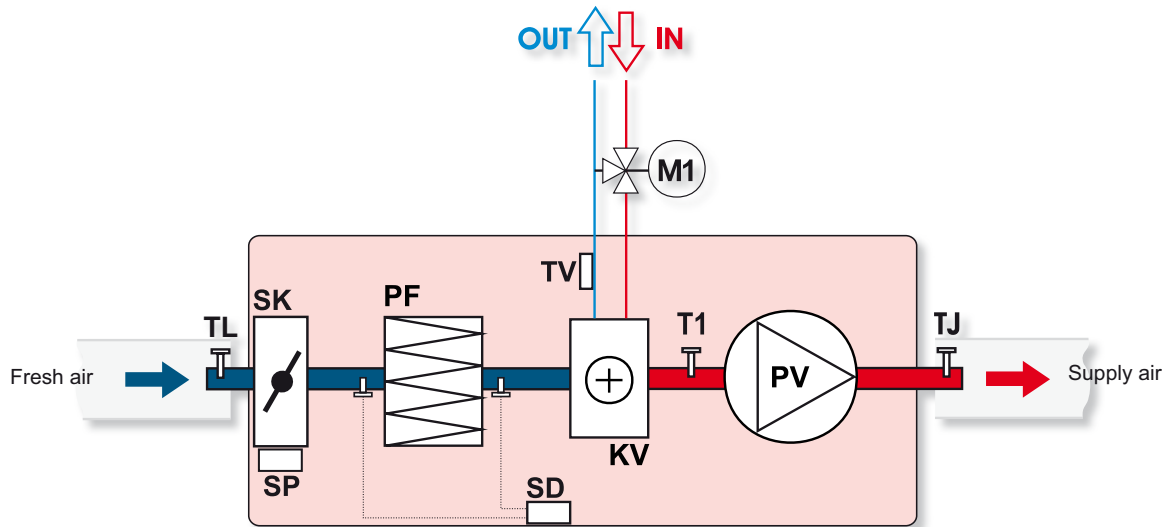
- PV - supply air fan
- PF - filter for supply air
- KE - electrical heater
- SK - air damper

- SP - actuator
- SD - differential pressure switch
- TJ - air temperature sensor



# VEKA INT EKO

VEKA INT W 1000 EKO; W 2000 EKO; W 3000 EKO; W 4000 EKO versions with water heater  
(view from inspection side)



- PV** - supply air fan
- PF** - filter for supply air
- KV** - water heater
- SK** - air damper
- SP** - actuator
- SD** - differential pressure switch

- TJ** - temperature sensor for supply air
- TL** - temperature sensor for fresh air
- T1** - antifrost thermostat
- TV** - temperature sensor
- M1** - optionally supplied mixing valve and motor

