




Circlips pour alésages Sicherungsringe für Bohrungen Anillos para agujeros RINGS FOR BORES

d ₁	DIN 472 D1300 J															D A T A							
		s	Δ	d ₃	Δ	a max.	b ≈	d _{5 min.}	C ₁	C ₂	 (kg/1000)	d ₂	Δ	m min.	t	n	FN (kN)	FR (kN)	g	FRg (kN)	AN (mm ²)	$\frac{K}{(kN \cdot mm)}$	
8	J8	0.80	-0.05	8.7	+0.36 -0.10	2.4	1.1	1.0	3.0	3.6	0.10	8.4	+0.09	0.90	0.20	0.6	0.86	2.0	0.5	1.5	5.1	9.25	
9	J9	0.80		9.8		2.5	1.3	1.0	3.7	4.4	0.13	9.4		0.90	0.20	0.6	0.96	2.0	0.5	1.5	5.7	8.40	
10	J10	1.00		10.8		3.2	1.4	1.2	3.3	4.0	0.26	10.4		1.10	0.20	0.6	1.08	4.0	0.5	2.2	6.4	19.60	
11	J11	1.00		11.8		3.3	1.5	1.2	4.1	4.8	0.31	11.4		1.10	0.20	0.6	1.17	4.0	0.5	2.3	7.0	21.00	
12	J12	1.00		13.0		3.4	1.7	1.5	4.9	5.7	0.37	12.5		1.10	0.25	0.8	1.60	4.0	0.5	2.3	9.6	20.20	
13	J13	1.00		14.1		3.6	1.8	1.5	5.4	6.4	0.42	13.6		+0.11	1.10	0.30	0.9	2.10	4.2	0.5	2.3	12.5	20.30
14	J14	1.00		15.1		3.7	1.8	1.7	6.2	7.2	0.52	14.6			1.10	0.30	0.9	2.10	4.5	0.5	2.3	13.4	19.70
15	J15	1.00		16.2		3.7	2.0	1.7	7.2	8.3	0.56	15.7			1.10	0.35	1.1	2.80	5.0	0.5	2.3	16.8	19.00
16	J16	1.00		17.3		3.8	2.0	1.7	8.0	9.2	0.60	16.8			1.10	0.40	1.2	3.40	5.5	1.0	2.6	20.6	18.40
17	J17	1.00		18.3		3.9	2.1	1.7	8.8	10.0	0.65	17.8			1.10	0.40	1.2	3.60	6.0	1.0	2.5	21.8	18.10
18	J18	1.00		19.5		4.1	2.2	2.0	9.4	10.8	0.74	19.0		+0.13	1.10	0.50	1.5	4.80	6.5	1.0	2.6	29.0	18.20
19	J19	1.00		20.5		4.1	2.2	2.0	10.4	11.8	0.83	20.0			1.10	0.50	1.5	5.10	6.8	1.0	2.6	30.6	17.20
20	J20	1.00		21.5		4.1	2.3	2.0	11.2	12.6	0.90	21.0			1.10	0.50	1.5	5.40	7.2	1.0	2.6	32.2	16.90
21	J21	1.00		22.5		4.2	2.4	2.0	12.2	13.6	1.00	22.0			1.10	0.50	1.5	5.70	7.6	1.0	2.6	33.8	17.20
22	J22	1.00		23.5		4.2	2.5	2.0	13.2	14.6	1.10	23.0			1.10	0.50	1.5	5.90	8.0	1.0	2.7	35.3	17.60
23	J23	1.20		24.6		4.2	2.5	2.0	14.2	15.7	1.34	24.1		+0.21	1.30	0.55	1.7	6.80	8.0	1.0	4.6	40.7	28.80
24	J24	1.20		25.9		4.3	2.6	2.0	14.8	16.4	1.42	25.2			1.30	0.60	1.8	7.70	13.9	1.0	4.6	46.3	28.40
25	J25	1.20	26.9	4.5	2.7	2.0	15.5	17.2	1.50	26.2	1.30	0.60	1.8		8.00	14.6	1.0	4.7	48.2	29.00			
26	J26	1.20	27.9	4.7	2.8	2.0	16.1	17.8	1.60	27.2	1.30	0.60	1.8		8.40	13.8	1.0	4.6	50.1	27.80			
27	J27	1.20	29.1	4.7	2.9	2.0	17.1	19.0	1.75	28.4	1.30	0.70	2.1		10.10	13.3	1.0	4.5	60.9	26.60			
28	J28	1.20	30.1	4.8	2.9	2.0	17.9	19.8	1.80	29.4	+0.25	1.30	0.70	2.1	10.50	13.3	1.0	4.5	63.1	26.30			
29	J29	1.20	31.1	4.8	3.0	2.0	18.9	20.8	1.88	30.4		1.30	0.70	2.1	10.90	13.6	1.0	4.6	65.3	26.80			
30	J30	1.20	32.1	4.8	3.0	2.0	19.9	21.8	2.06	31.4		1.30	0.70	2.1	11.30	13.7	1.0	4.6	67.5	26.60			
31	J31	1.20	33.4	5.2	3.1	2.5	20.0	22.3	2.10	32.7		1.30	0.85	2.6	14.10	13.8	1.0	4.7	84.8	26.80			
32	J32	1.20	34.4	5.4	3.2	2.5	20.6	22.9	2.21	33.7		1.30	0.85	2.6	14.60	13.8	1.0	4.7	87.9	26.60			
33	J33	1.20	35.5	5.4	3.3	2.5	21.6	23.9	2.40	34.7	+0.25	1.30	0.85	2.6	15.00	14.3	1.0	4.9	90.3	27.00			
34	J34	1.50	36.5	5.4	3.3	2.5	22.6	24.9	3.20	35.7		1.60	0.85	2.6	15.40	26.2	1.5	6.3	92.6	50.00			
35	J35	1.50	37.8	5.4	3.4	2.5	23.6	26.2	3.54	37.0		1.60	1.00	3.0	18.80	26.9	1.5	6.4	113.0	50.50			
36	J36	1.50	38.8	5.4	3.5	2.5	24.6	27.2	3.70	38.0		1.60	1.00	3.0	19.40	26.4	1.5	6.4	116.0	50.20			
37	J37	1.50	39.8	5.5	3.6	2.5	25.4	28.0	3.74	39.0		1.60	1.00	3.0	19.80	27.1	1.5	6.5	119.0	51.00			
38	J38	1.50	40.8	5.5	3.7	2.5	26.4	29.0	3.90	40.0	+0.90 -0.39	1.60	1.00	3.0	22.50	28.2	1.5	6.7	123.0	51.70			
39	J39	1.50	42.0	5.6	3.8	2.5	27.3	29.8	4.00	41.0		1.60	1.00	3.0	26.00	28.8	1.5	6.9	126.0	52.40			
40	J40	1.75	43.5	5.8	3.9	2.5	27.8	30.9	4.70	42.5		1.85	1.25	3.8	27.00	44.6	2.0	8.3	162.0	80.10			
41	J41	1.75	44.5	5.9	4.0	2.5	28.6	31.7	5.10	43.5		1.85	1.25	3.8	27.60	45.0	2.0	8.3	166.0	81.20			
42	J42	1.75	45.5	5.9	4.1	2.5	29.6	32.7	5.40	44.5		1.85	1.25	3.8	28.40	44.7	2.0	8.4	170.0	80.90			

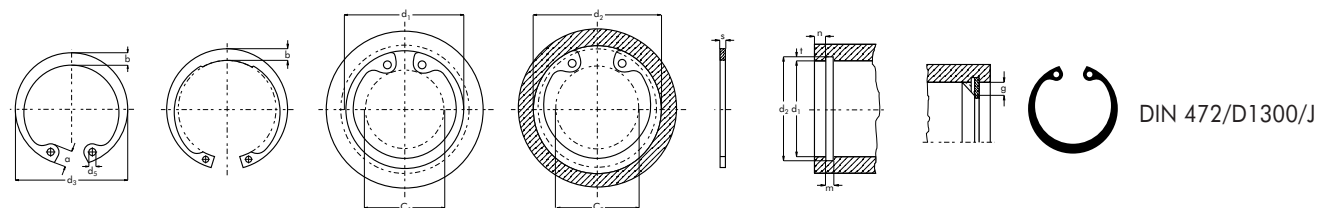
 **Part Number**
 Référence Teile Nummer Referencia de pieza




 **Tolerance**
 Tolérance Toleranz Tolerancia

 **Weight**
 Masse Gewicht Peso

 **Ring**
 Anneau/Circlips Ring Anillo

 **Groove**
 Gorge Nut Ranura



d ₁	DIN 472 D1300 J															D A T A						
		s	Δ	d ₃	Δ	a max.	b ≈	d _{5 min.}	C ₁	C ₂	 (kg/1000)	d ₂	Δ	m min.	t	n	FN (kN)	FR (kN)	g	FRg (kN)	AN (mm ²)	^K _B (kN·mm)
43	J43	1.75	-0.06	46.5	+0.90 -0.39	5.9	4.2	2.5	30.6	33.7	5.60	45.5	+0.25	1.85	1.25	3.8	28.80	44.5	2.0	8.4	173	80.5
44	J44	1.75		47.5		6.0	4.2	2.5	31.4	34.5	5.80	46.5		1.85	1.25	3.8	29.50	43.3	2.0	8.3	177	78.6
45	J45	1.75		48.5		6.2	4.3	2.5	32.0	35.1	6.00	47.5		1.85	1.25	3.8	30.20	43.1	2.0	8.2	181	78.1
46	J46	1.75		49.5		6.3	4.4	2.5	32.8	35.9	6.05	48.5		1.85	1.25	3.8	30.80	42.9	2.0	8.2	185	77.8
47	J47	1.75		50.5		6.4	4.4	2.5	33.5	36.7	6.10	49.5		1.85	1.25	3.8	31.40	43.5	2.0	8.3	189	78.9
48	J48	1.75	-0.07	51.5	+1.10 -0.46	6.4	4.5	2.5	34.5	37.7	6.70	50.5	+0.30	1.85	1.25	3.8	32.00	43.2	2.0	8.4	193	78.5
50	J50	2.00		54.2		6.5	4.6	2.5	36.3	40.0	7.30	53.0		2.15	1.50	4.5	40.50	60.8	2.0	12.1	243	111.0
51	J51	2.00		55.2		6.5	4.7	2.5	37.3	41.0	7.75	54.0		2.15	1.50	4.5	41.20	60.2	2.0	12.0	247	109.0
52	J52	2.00		56.2		6.7	4.7	2.5	37.9	41.6	8.20	55.0		2.15	1.50	4.5	42.00	60.2	2.0	12.0	252	108.0
53	J53	2.00		57.2		6.7	4.9	2.5	39.0	42.6	8.22	56.0		2.15	1.50	4.5	42.90	60.7	2.0	12.1	257	110.0
54	J54	2.00	-0.07	58.2	+1.30 -0.54	6.7	5.0	2.5	40.0	43.6	8.25	57.0	+0.35	2.15	1.50	4.5	43.60	60.4	2.0	12.3	262	110.0
55	J55	2.00		59.2		6.8	5.0	2.5	40.7	44.4	8.30	58.0		2.15	1.50	4.5	44.40	60.3	2.0	12.5	266	111.0
56	J56	2.00		60.2		6.8	5.1	2.5	41.7	45.4	8.80	59.0		2.15	1.50	4.5	45.20	60.3	2.0	12.6	271	111.0
57	J57	2.00		61.2		6.8	5.1	2.5	42.7	46.4	9.40	60.0		2.15	1.50	4.5	46.00	60.8	2.0	12.7	276	112.0
58	J58	2.00		62.2		6.9	5.2	2.5	43.5	47.2	10.50	61.0		2.15	1.50	4.5	46.70	60.8	2.0	12.7	280	112.0
60	J60	2.00	-0.07	64.2	+1.30 -0.54	7.3	5.4	2.5	44.7	48.4	11.10	63.0	+0.30	2.15	1.50	4.5	48.30	61.0	2.0	13.0	290	113.0
62	J62	2.00		66.2		7.3	5.5	2.5	46.7	50.4	11.20	65.0		2.15	1.50	4.5	49.80	60.9	2.0	13.0	299	112.0
63	J63	2.00		67.2		7.3	5.6	2.5	47.7	51.4	12.40	66.0		2.15	1.50	4.5	50.60	60.8	2.0	13.0	304	112.0
64	J64	2.00		68.2		7.4	5.7	2.5	48.7	52.4	12.45	67.0		2.15	1.50	4.5	51.40	60.6	2.0	13.0	308	112.0
65	J65	2.50		69.2		7.6	5.8	3.0	49.0	52.8	14.30	68.0		2.65	1.50	4.5	51.80	121.0	2.5	20.8	313	220.0
67	J67	2.50	-0.07	71.5	+1.30 -0.54	7.7	6.0	3.0	50.8	54.6	15.30	70.0	+0.30	2.65	1.50	4.5	53.80	121.0	2.5	21.1	323	222.0
68	J68	2.50		72.5		7.8	6.1	3.0	51.6	55.4	16.00	71.0		2.65	1.50	4.5	56.20	119.0	2.5	21.0	337	218.0
70	J70	2.50		74.5		7.8	6.2	3.0	53.6	57.4	16.50	73.0		2.65	1.50	4.5	56.20	119.0	2.5	21.0	337	218.0
72	J72	2.50		76.5		7.8	6.4	3.0	55.6	59.4	18.10	75.0		2.65	1.50	4.5	58.00	119.0	2.5	21.0	346	217.0
75	J75	2.50		79.5		7.8	6.6	3.0	58.6	62.4	18.80	78.0		2.65	1.50	4.5	60.00	118.0	2.5	21.0	360	215.0
77	J77	2.50	-0.08	82.5	+1.30 -0.54	8.5	6.8	3.0	59.2	63.0	20.40	80.0	+0.35	2.65	1.50	4.5	61.60	121.0	2.5	21.5	370	220.0
78	J77	2.50		82.5		8.5	6.8	3.0	60.1	64.0	20.40	81.0		2.65	1.50	4.5	62.30	122.0	2.5	21.8	374	221.0
80	J80	2.50		85.5		8.5	7.0	3.0	62.1	66.5	22.00	83.5		2.65	1.75	5.3	74.60	120.0	2.5	21.8	448	219.0
81	J81	2.50		86.5		8.5	7.0	3.0	62.2		23.00	84.5		2.65	1.75	5.3	75.80	119.0	2.5	21.6	455	216.0
82	J82	2.50		87.5		8.5	7.0	3.0	64.1	68.5	24.00	85.5		2.65	1.75	5.3	76.60	119.0	2.5	21.4	460	214.0
83	J83	2.50	-0.08	88.5	+1.30 -0.54	8.5	7.0	3.0	65.2	69.5	25.00	86.5	+0.35	2.65	1.75	5.3	77.50	118.0	2.5	21.2	466	213.0
85	J85	3.00		90.5		8.6	7.2	3.5	66.9	71.3	25.30	88.5		3.15	1.75	5.3	79.50	201.0	3.0	31.2	477	364.0
87	J87	3.00		93.5		8.6	7.4	3.5	69.0	73.3	31.00	90.5		3.15	1.75	5.3	81.30	204.0	3.0	31.8	488	370.0
88	J87	3.00		93.5		8.6	7.4	3.5	69.9	74.3	31.00	91.5		3.15	1.75	5.3	82.00	209.0	3.0	32.7	493	380.0
90	J90	3.00		95.5		8.6	7.6	3.5	71.9	76.3	33.00	93.5		3.15	1.75	5.3	84.00	199.0	3.0	31.4	504	364.0

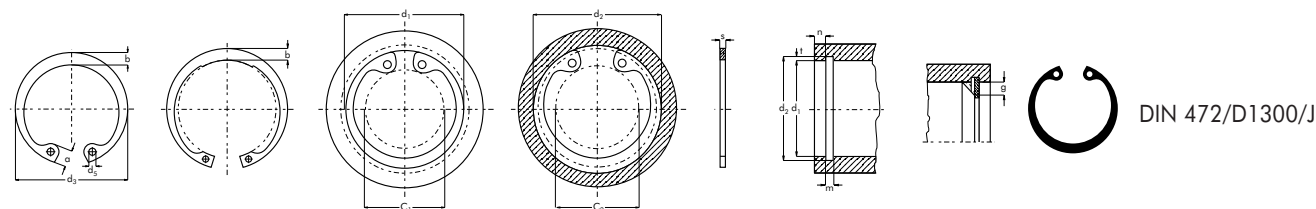
 **Part Number**
 Référence Teile Nummer Referencia de pieza

 **Tolerance**
 Tolérance Toleranz Tolerancia




 **Weight**
 Masse Gewicht Peso

 **Ring**
 Anneau/Circlips Ring Anillo

 **Groove**
 Gorge Nut Ranura



Circlips pour alésages Sicherungsringe für Bohrungen Anillos para agujeros RINGS FOR BORES

d ₁	DIN 472 D1300 J															D A T A							
		s	Δ	d ₃	Δ	a max.	b =	d _{5 min.}	C ₁	C ₂	 (kg/1000)	d ₂	Δ	m min.	t	n	FN (kN)	FR (kN)	g	FRg (kN)	AN (mm ²)	^K _B (kN•mm)	
92	J92	3.00	-0.08	97.5	+1.30 -0.54	8.7	7.8	3.5	73.7	78.1	35.0	95.5	+0.35	3.15	1.75	5.3	85.0	201	3.0	32.0	515	371	
95	J95	3.00		100.5		8.8	8.1	3.5	76.5	80.9	37.0	98.5		98.5	3.15	1.75	5.3	88.0	195	3.0	31.4	532	365
97	J98	3.00		103.5		9.0	8.3	3.5	78.1	82.5	41.0	100.5		100.5	3.15	1.75	5.3	90.0	193	3.0	31.2	543	364
98	J98	3.00		103.5		9.0	8.3	3.5	79.0	83.5	41.0	101.5		101.5	3.15	1.75	5.3	91.0	191	3.0	31.0	548	361
100	J100	3.00		105.5		9.2	8.4	3.5	80.6	85.1	42.0	103.5		103.5	3.15	1.75	5.3	93.0	188	3.0	30.8	559	359
102	J102	4.00	-0.10	108.0	+1.50 -0.63	9.5	8.5	3.5	82.0	87.0	55.0	106.0	+0.54	4.15	2.00	6.0	108.0	439	3.0	72.6	653	846	
105	J105	4.00		112.0		9.5	8.7	3.5	85.0	90.0	56.0	109.0		109.0	4.15	2.00	6.0	112.0	436	3.0	73.0	672	850
107	J108	4.00		115.0		9.5	8.9	3.5	87.0	92.0	60.0	111.0		111.0	4.15	2.00	6.0	114.0	425	3.0	71.6	684	834
108	J108	4.00		115.0		9.5	8.9	3.5	88.0	93.0	60.0	112.0		112.0	4.15	2.00	6.0	115.0	419	3.0	71.0	691	825
110	J110	4.00		117.0		10.4	9.0	3.5	88.2	93.2	64.5	114.0		114.0	4.15	2.00	6.0	117.0	415	3.0	71.0	704	824
112	J112	4.00	-0.10	119.0	+1.50 -0.63	10.5	9.1	3.5	90.0	95.0	72.0	116.0	+0.63	4.15	2.00	6.0	119.0	418	3.0	72.0	715	837	
115	J115	4.00		122.0		10.5	9.3	3.5	93.0	98.0	74.5	119.0		119.0	4.15	2.00	6.0	122.0	409	3.0	71.2	735	829
117	J118	4.00		125.0		10.7	9.6	3.5	94.6	99.6	75.5	121.0		121.0	4.15	2.00	6.0	124.0	399	3.0	70.0	747	814
118	J118	4.00		125.0		10.7	9.6	3.5	95.6	100.6	75.5	122.0		122.0	4.15	2.00	6.0	125.0	394	3.0	69.3	754	807
120	J120	4.00		127.0		11.0	9.7	3.5	96.9	102.0	77.0	124.0		124.0	4.15	2.00	6.0	127.0	396	3.0	70.0	767	818
122	J122	4.00	-0.10	129.0	+1.50 -0.63	11.0	9.8	4.0	98.0	104.0	78.0	126.0	+0.63	4.15	2.00	6.0	129.0	399	3.0	71.0	779	829	
125	J125	4.00		132.0		11.0	10.0	4.0	101.9	107.0	79.0	129.0		129.0	4.15	2.00	6.0	132.0	385	3.0	70.0	797	809
127	J128	4.00		135.0		11.0	10.0	4.0	103.9	109.0	81.0	131.0		131.0	4.15	2.00	6.0	135.0	383	3.0	70.0	810	808
128	J128	4.00		135.0		11.0	10.2	4.0	104.9	110.0	81.0	132.0		132.0	4.15	2.00	6.0	136.0	378	3.0	69.0	816	802
130	J130	4.00		137.0		11.0	10.2	4.0	106.9	112.0	82.0	134.0		134.0	4.15	2.00	6.0	138.0	374	3.0	69.0	829	801
132	J132	4.00	-0.10	139.0	+1.50 -0.63	11.0	10.3	4.0	108.9	114.0	83.0	136.0	+0.63	4.15	2.00	6.0	140.0	366	3.0	68.0	842	789	
135	J135	4.00		142.0		11.2	10.5	4.0	111.5	116.0	84.0	139.0		139.0	4.15	2.00	6.0	143.0	358	3.0	67.0	860	781
137	J138	4.00		145.0		11.2	10.6	4.0	113.5	118.6	86.0	141.0		141.0	4.15	2.00	6.0	145.0	356	3.0	67.0	874	780
138	J138	4.00		145.0		11.2	10.6	4.0	114.5	119.6	86.0	142.0		142.0	4.15	2.00	6.0	146.0	352	3.0	66.5	880	775
140	J140	4.00		147.0		11.2	10.7	4.0	116.5	121.0	87.5	144.0		144.0	4.15	2.00	6.0	148.0	350	3.0	66.5	892	775
142	J142	4.00	-0.10	149.0	+1.50 -0.63	11.3	10.8	4.0	118.3	123.4	89.0	146.0	+0.63	4.15	2.00	6.0	150.0	342	3.0	65.5	905	764	
145	J145	4.00		152.0		11.4	10.9	4.0	121.0	126.0	93.0	149.0		149.0	4.15	2.00	6.0	153.0	336	3.0	65.0	923	757
147	J148	4.00		155.0		11.8	11.1	4.0	122.2	127.4	100.0	151.0		151.0	4.15	2.00	6.0	156.0	336	3.0	65.0	936	757
148	J148	4.00		155.0		11.8	11.1	4.0	123.2	128.4	100.0	152.0		152.0	4.15	2.00	6.0	157.0	331	3.0	64.5	942	753
150	J150	4.00		158.0		12.0	11.2	4.0	124.8	131.0	105.0	155.0		155.0	4.15	2.50	7.5	191.0	326	3.0	64.0	1198	748
152	J152	4.00	-0.10	161.0	+1.50 -0.63	12.0	11.3	4.0	126.8	133.0	106.0	157.0	+0.63	4.15	2.50	7.5	202.0	326	3.5	55.0	1212	747	
155	J155	4.00		164.0		12.0	11.4	4.0	129.8	136.0	107.0	160.0		160.0	4.15	2.50	7.5	206.0	324	3.5	55.0	1237	743
157	J158	4.00		167.0		12.3	11.5	4.0	131.2	137.4	109.0	162.0		162.0	4.15	2.50	7.5	208.0	328	3.5	55.5	1251	752
158	J158	4.00		167.0		12.3	11.5	4.0	132.2	138.4	109.0	163.0		163.0	4.15	2.50	7.5	210.0	326	3.5	55.0	1260	747
160	J160	4.00		169.0		13.0	11.6	4.0	132.7	139.0	110.0	165.0		165.0	4.15	2.50	7.5	212.0	321	3.5	54.5	1275	737

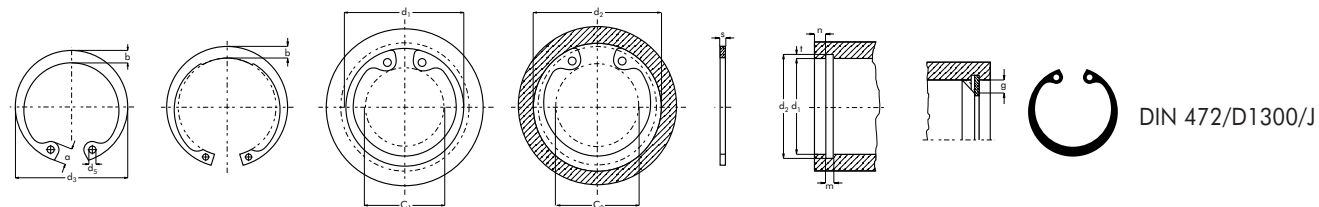
 **Part Number**
 Référence Teile Nummer Referencia de pieza




 **Tolerance**
 Tolérance Toleranz Tolerancia

 **Weight**
 Masse Gewicht Peso

 **Ring**
 Anneau/Circlips Ring Anillo

 **Groove**
 Gorge Nut Ranura



d ₁	DIN 472 D1300 J															D A T A						
		s	Δ	d ₃	Δ	a max.	b ≈	d ₅ min.	C ₁	C ₂	 (kg/1000)	d ₂	Δ	m min.	t	n	FN (kN)	FR (kN)	g	FRg (kN)	AN (mm ²)	$\frac{K}{B}$ (kN•mm)
162	J162	4.00	+1.50 -0.63	171.5	-0.63	13.0	11.7	4.0	134.7	141.0	118.0	167.0	+0.63	4.15	2.50	7.5	215.0	321	3.5	54.5	1290	736
165	J165	4.00		174.5		13.0	11.8	4.0	137.7	144.0	125.0	170.0		4.15	2.50	7.5	219.0	319	3.5	54.0	1315	732
167	J168	4.00		177.5		13.5	12.1	4.0	138.7	145.0	135.0	172.0		4.15	2.50	7.5	221.0	355	3.5	60.0	1330	814
168	J168	4.00		177.5		13.5	12.1	4.0	139.7	146.0	135.0	173.0		4.15	2.50	7.5	223.0	353	3.5	60.0	1339	810
170	J170	4.00		179.5		13.5	12.2	4.0	141.6	148.0	140.0	175.0		4.15	2.50	7.5	225.0	349	3.5	59.0	1355	800
172	J172	4.00	-0.10	181.5	-0.10	13.5	12.5	4.0	143.6	150.0	145.0	177.0	+0.72	4.15	2.50	7.5	228.0	357	3.5	60.0	1370	818
175	J175	4.00		184.5		13.5	12.7	4.0	146.6	153.0	150.0	180.0		4.15	2.50	7.5	232.0	351	3.5	59.0	1393	804
177	J178	4.00		187.5		14.2	12.9	4.0	147.0	153.6	162.0	182.0		4.15	2.50	7.5	235.0	346	3.5	58.5	1410	794
178	J178	4.00		187.5		14.2	12.9	4.0	148.0	154.6	162.0	183.0		4.15	2.50	7.5	236.0	344	3.5	58.0	1418	789
180	J180	4.00		189.5		14.2	13.2	4.0	150.2	156.0	165.0	185.0		4.15	2.50	7.5	238.0	347	3.5	58.5	1432	796
182	J182	4.00	-0.10	191.5	-0.10	14.2	13.5	4.0	152.0	158.6	168.0	187.0	+0.72	4.15	2.50	7.5	241.0	355	3.5	60.0	1449	814
185	J185	4.00		194.5		14.2	13.7	4.0	155.2	161.0	170.0	190.0		4.15	2.50	7.5	245.0	349	3.5	59.0	1471	800
187	J188	4.00		197.5		14.2	13.8	4.0	157.0	163.6	174.0	192.0		4.15	2.50	7.5	248.0	345	3.5	58.5	1490	792
188	J188	4.00		197.5		14.2	13.8	4.0	158.0	164.6	174.0	193.0		4.15	2.50	7.5	249.0	343	3.5	58.0	1495	786
190	J190	4.00		199.5		14.2	13.8	4.0	160.2	166.0	175.0	195.0		4.15	2.50	7.5	251.0	340	3.5	57.5	1510	779
192	J192	4.00	-0.10	201.5	+1.70 -0.72	14.2	13.8	4.0	162.0	168.6	178.0	197.0	+0.72	4.15	2.50	7.5	254.0	336	3.5	57.0	1528	770
195	J195	4.00		204.5		14.2	13.8	4.0	165.2	171.0	183.0	200.0		4.15	2.50	7.5	258.0	330	3.5	55.5	1550	756
197	J198	4.00		207.5		14.2	14.0	4.0	166.0	173.6	190.0	202.0		4.15	2.50	7.5	260.0	330	3.5	55.5	1565	756
198	J198	4.00		207.5		14.2	14.0	4.0	168.0	174.6	190.0	203.0		4.15	2.50	7.5	262.0	329	3.5	55.5	1575	754
200	J200	4.00		209.5		14.2	14.0	4.0	170.2	176.0	195.0	205.0		4.15	2.50	7.5	265.0	325	3.5	55.0	1590	745
202	J202	5.00	-0.12	214.0	-0.12	14.2	14.0	4.0	172.0	179.6	210.0	208.0	+0.72	5.15	3.00	9.0	321.0	625	4.0	92.5	1930	1432
205	J205	5.00		217.0		14.2	14.0	4.0	175.0	182.6	225.0	211.0		5.15	3.00	9.0	326.0	616	4.0	91.5	1960	1411
207	J205	5.00		217.0		14.2	14.0	4.0	177.0	184.6	225.0	213.0		5.15	3.00	9.0	329.0	610	4.0	90.0	1979	1399
208	J210	5.00		222.0		14.2	14.0	4.0	178.0	185.6	270.0	214.0		5.15	3.00	9.0	331.0	607	4.0	90.0	1990	1392
210	J210	5.00		222.0		14.2	14.0	4.0	180.2	187.0	270.0	216.0		5.15	3.00	9.0	333.0	601	4.0	89.5	2002	1378
212	J212	5.00	-0.12	222.0	-0.12	14.2	14.0	4.0	182.0	189.6	270.0	218.0	+0.72	5.15	3.00	9.0	337.0	596	4.0	88.5	2025	1367
215	J215	5.00		227.0		14.2	14.0	4.0	185.0	192.6	300.0	221.0		5.15	3.00	9.0	341.0	586	4.0	87.0	2050	1343
217	J215	5.00		227.0		14.2	14.0	4.0	187.0	194.6	300.0	223.0		5.15	3.00	9.0	345.0	581	4.0	86.0	2072	1331
218	J220	5.00		232.0		14.2	14.0	4.0	188.0	195.6	315.0	224.0		5.15	3.00	9.0	346.0	580	4.0	86.0	2080	1329
220	J220	5.00		232.0		14.2	14.0	4.0	190.2	197.0	315.0	226.0		5.15	3.00	9.0	349.0	574	4.0	85.0	2095	1316
222	J222	5.00	-0.12	232.0	-0.12	14.2	14.0	4.0	192.0	199.6	315.0	228.0	+0.72	5.15	3.00	9.0	353.0	568	4.0	84.0	2120	1303
225	J225	5.00		237.0		14.2	14.0	4.0	195.0	202.6	323.0	231.0		5.15	3.00	9.0	357.0	560	4.0	83.0	2145	1283
227	J225	5.00		237.0		14.2	14.0	4.0	195.0	204.6	323.0	233.0		5.15	3.00	9.0	361.0	555	4.0	82.0	2170	1271
228	J230	5.00		242.0		14.2	14.0	4.0	198.0	205.6	330.0	234.0		5.15	3.00	9.0	362.0	554	4.0	82.0	2175	1268
230	J230	5.00		242.0		14.2	14.0	4.0	200.2	207.0	330.0	236.0		5.15	3.00	9.0	365.0	549	4.0	81.0	2196	1259

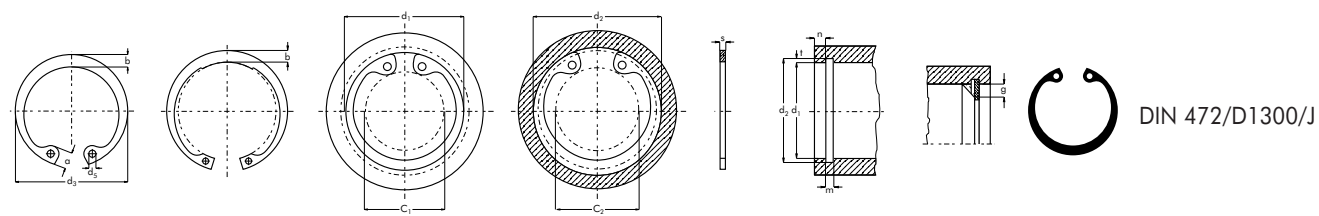
 **Part Number**
 Référence Teile Nummer Referencia de pieza




 **Tolerance**
 Tolérance Toleranz Tolerancia

 **Weight**
 Masse Gewicht Peso

 **Ring**
 Anneau/Circlips Ring Anillo

 **Groove**
 Gorge Nut Ranura



d ₁	DIN 472 D1300 J															D A T A						
		s	Δ	d ₃	Δ	a max.	b =	d _{5 min.}	C ₁	C ₂	 (kg/1000)	d ₂	Δ	m min.	t	n	FN (kN)	FR (kN)	g	FRg (kN)	AN (mm ²)	^K _B (kN•mm)
232	J232	5.00		242.0		14.2	14.0	4.0	202.0	209.6	330	238		5.15	3.00	9.0	369	544	4.0	80.50	2215	1246
235	J235	5.00		247.0		14.2	14.0	4.0	205.0	212.6	338	241		5.15	3.00	9.0	373	536	4.0	79.50	2240	1229
237	J235	5.00		247.0		14.2	14.0	4.0	207.0	214.6	338	243		5.15	3.00	9.0	376	531	4.0	79.00	2260	1217
238	J240	5.00		252.0		14.2	14.0	4.0	208.0	215.6	345	244	+0.72	5.15	3.00	9.0	378	530	4.0	79.00	2270	1214
240	J240	5.00		252.0		14.2	14.0	4.0	210.2	217.0	345	246		5.15	3.00	9.0	380	525	4.0	77.50	2285	1204
242	J242	5.00		252.0		14.2	14.0	4.0	212.0	219.6	345	248		5.15	3.00	9.0	385	521	4.0	77.00	2310	1194
245	J245	5.00		257.0		14.2	14.0	4.0	215.0	222.6	353	251		5.15	3.00	9.0	389	514	4.0	76.50	2335	1178
247	J245	5.00		257.0		14.2	14.0	4.0	217.0	224.6	353	253		5.15	3.00	9.0	392	509	4.0	76.00	2365	1167
248	J250	5.00		262.0		14.2	14.0	4.0	218.0	225.6	360	254		5.15	3.00	9.0	394	507	4.0	75.50	2365	1163
250	J250	5.00		262.0		14.2	14.0	4.0	220.2	227.0	360	256		5.15	3.00	9.0	396	504	4.0	75.00	2380	1155
252	J252	5.00		262.0		14.2	16.0	5.0	222.0	231.6	360	260		5.15	4.00	12.0	535	557	4.0	83.00	3215	1277
255	J255	5.00		270.0		16.2	16.0	5.0	221.0	230.6	368	263		5.15	4.00	12.0	541	549	4.0	81.50	3250	1259
257	J255	5.00		270.0		16.2	16.0	5.0	223.0	232.6	368	265		5.15	4.00	12.0	546	545	4.0	81.00	3280	1249
258	J260	5.00		275.0		16.2	16.0	5.0	224.0	233.6	375	266		5.15	4.00	12.0	548	543	4.0	80.50	3290	1244
260	J260	5.00		275.0		16.2	16.0	5.0	226.0	235.0	375	268		5.15	4.00	12.0	553	538	4.0	80.00	3320	1234
262	J262	5.00	-0.12	275.0	+2.00 -0.81	16.2	16.0	5.0	228.0	237.6	375	270	+0.81	5.15	4.00	12.0	556	535	4.0	79.00	3340	1227
265	J265	5.00		280.0		16.2	16.0	5.0	231.0	240.6	383	273		5.15	4.00	12.0	563	528	4.0	78.50	3380	1210
267	J265	5.00		280.0		16.2	16.0	5.0	233.0	242.6	383	275		5.15	4.00	12.0	566	524	4.0	78.00	3400	1201
268	J270	5.00		285.0		16.2	16.0	5.0	234.0	243.6	388	276		5.15	4.00	12.0	570	522	4.0	77.50	3420	1196
270	J270	5.00		285.0		16.2	16.0	5.0	236.0	245.0	388	278		5.15	4.00	12.0	573	518	4.0	77.00	3440	1188
272	J272	5.00		285.0		16.2	16.0	5.0	238.0	247.6	388	280		5.15	4.00	12.0	577	515	4.0	76.50	3465	1180
275	J275	5.00		290.0		16.2	16.0	5.0	241.0	250.6	393	283		5.15	4.00	12.0	585	509	4.0	75.50	3510	1167
277	J275	5.00		290.0		16.2	16.0	5.0	243.0	252.6	393	285		5.15	4.00	12.0	587	505	4.0	75.00	3525	1158
278	J280	5.00		295.0		16.2	16.0	5.0	244.0	253.6	400	286		5.15	4.00	12.0	590	504	4.0	75.00	3540	1154
280	J280	5.00		295.0		16.2	16.0	5.0	246.0	255.0	400	288		5.15	4.00	12.0	593	499	4.0	74.00	3560	1145
282	J282	5.00		295.0		16.2	16.0	5.0	248.0	257.6	400	290		5.15	4.00	12.0	599	497	4.0	74.00	3595	1138
285	J285	5.00		300.0		16.2	16.0	5.0	251.0	260.0	408	293		5.15	4.00	12.0	605	491	4.0	73.00	3630	1124
287	J285	5.00		300.0		16.2	16.0	5.0	253.0	262.6	408	295		5.15	4.00	12.0	610	487	4.0	72.00	3660	1117
288	J290	5.00		305.0		16.2	16.0	5.0	254.0	263.6	415	296		5.15	4.00	12.0	611	485	4.0	72.00	3670	1111
290	J290	5.00		305.0		16.2	16.0	5.0	256.0	265.0	415	298		5.15	4.00	12.0	615	482	4.0	71.50	3695	1104
292	J292	5.00		305.0		16.2	16.0	5.0	258.0	267.6	415	300		5.15	4.00	12.0	620	479	4.0	71.00	3720	1098
295	J295	5.00		310.0		16.2	16.0	5.0	261.0	270.6	426	303		5.15	4.00	12.0	625	474	4.0	70.50	3755	1087
297	J295	5.00		310.0		16.2	16.0	5.0	263.0	272.6	426	305		5.15	4.00	12.0	630	471	4.0	70.50	3780	1079
298	J300	5.00		315.0		16.2	16.0	5.0	264.0	273.6	435	306		5.15	4.00	12.0	631	469	4.0	69.50	3790	1075
300	J300	5.00		315.0		16.2	16.0	5.0	266.0	275.0	435	308		5.15	4.00	12.0	636	466	4.0	69.00	3820	1068

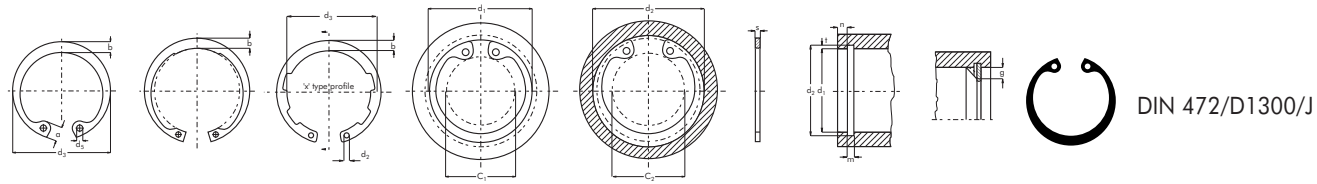
 **Part Number**
 Référence Teile Nummer Referencia de pieza




 **Tolerance**
 Tolérance Toleranz Tolerancia

 **Weight**
 Masse Gewicht Peso

 **Ring**
 Anneau/Circlips Ring Anillo

 **Groove**
 Gorge Nut Ranura



d ₁	D1300 J												D A T A						
		s	Δ	d ₃	Δ	b ≈	d _{5 min.}	 (kg/1000)	d ₂	Δ	m min.	t	n	FN (kN)	FR (kN)	g	FRg (kN)	AN (mm ²)	K (kN·mm)
305	J305	6.00	-0.15	322.0	+2.00 -0.90	16.0	6.0	755	315	+0.81	6.20	5.00	15.0	810	724	5.0	90.00	4860	2202
310	J310	6.00		327.0		16.0	6.0	770	320	6.20	5.00	15.0	823	712	5.0	88.00	4940	2169	
315	J315	6.00		332.0		16.0	6.0	785	325	6.20	5.00	15.0	837	701	5.0	87.00	5027	2140	
320	J320	6.00		337.0		16.0	6.0	800	330	6.20	5.00	15.0	850	690	5.0	85.00	5100	2105	
325	J325	6.00		342.0		16.0	6.0	810	335	6.20	5.00	15.0	864	679	5.0	84.00	5184	2076	
330	J330	6.00		347.0		16.0	6.0	820	340	6.20	5.00	15.0	876	669	5.0	83.00	5260	2048	
335	J335	6.00		352.0		16.0	6.0	830	345	6.20	5.00	15.0	890	659	5.0	82.00	5341	2017	
340	J340	6.00		357.0		16.0	6.0	840	350	6.20	5.00	15.0	903	649	5.0	80.00	5420	1991	
345	J345	6.00		362.0		16.0	6.0	855	355	6.20	5.00	15.0	916	640	5.0	79.00	5498	1964	
350	J350	6.00		367.0		16.0	6.0	870	360	6.20	5.00	15.0	929	630	5.0	78.00	5575	1938	
355	J355	6.00		372.0		16.0	6.0	880	365	6.20	5.00	15.0	942	621	5.0	77.00	5655	1910	
360	J360	6.00		377.0		16.0	6.0	890	370	6.20	5.00	15.0	955	613	5.0	76.00	5730	1886	
365	J365	6.00		382.0		16.0	6.0	906	375	6.20	5.00	15.0	968	604	5.0	75.00	5812	1862	
370	J370	6.00		387.0		16.0	6.0	920	380	6.20	5.00	15.0	981	596	5.0	74.00	5890	1839	
375	J375	6.00		392.0		16.0	6.0	932	385	6.20	5.00	15.0	994	588	5.0	73.00	5969	1817	
380	J380	6.00		397.0		16.0	6.0	940	390	6.20	5.00	15.0	1008	580	5.0	72.00	6050	1796	
385	J385	6.00		402.0		16.0	6.0	950	395	6.20	5.00	15.0	1021	573	5.0	71.00	6126	1774	
390	J390	6.00		407.0		16.0	6.0	960	400	6.20	5.00	15.0	1033	565	5.0	70.00	6200	1751	
395	J395	6.00		412.0		16.0	6.0	972	405	6.20	5.00	15.0	1047	558	5.0	69.00	6283	1732	
400	J400	6.00		417.0		16.0	6.0	980	410	6.20	5.00	15.0	1060	551	5.0	68.00	6360	1710	
410	J410	7.00	430.0	23.0	6.0	1380	422	7.20	6.00	18.0	1307	1203	6.0	124.00	7842	3463			
420	J420	7.00	440.0	23.0	6.0	1410	432	7.20	6.00	18.0	1338	1174	6.0	121.00	8030	3391			
430	J430	7.00	450.0	23.0	6.0	1440	442	7.20	6.00	18.0	1369	1147	6.0	118.00	8219	3312			
440	J440	7.00	460.0	23.0	6.0	1470	452	7.20	6.00	18.0	1401	1121	6.0	116.00	8407	3248			
450	J450	7.00	470.0	23.0	6.0	1510	462	7.20	6.00	18.0	1431	1095	6.0	113.00	8590	3180			
460	J460	7.00	480.0	23.0	6.0	1550	472	7.20	6.00	18.0	1464	1071	6.0	111.00	8784	3116			
470	J470	7.00	490.0	23.0	6.0	1595	482	7.20	6.00	18.0	1495	1048	6.0	108.00	8973	3048			
480	J480	7.00	500.0	23.0	6.0	1640	492	7.20	6.00	18.0	1526	1026	6.0	106.00	9161	2991			
490	J490	7.00	510.0	23.0	6.0	1685	502	7.20	6.00	18.0	1558	1005	6.0	104.00	9349	2931			
500	J500	7.00	520.0	23.0	6.0	1730	512	7.20	6.00	18.0	1588	985	6.0	102.00	9530	2878			
510	J510	8.00	535.0	23.0	6.0	2250	524	8.20	7.00	21.0	1894	1436	7.0	127.00	11369	4201			
520	J520	8.00	545.0	23.0	6.0	2290	534	8.20	7.00	21.0	1931	1408	7.0	125.00	11589	4128			
530	J530	8.00	555.0	23.0	6.0	2335	544	8.20	7.00	21.0	1968	1381	7.0	122.00	11810	4049			
540	J540	8.00	565.0	23.0	6.0	2380	554	8.20	7.00	21.0	2004	1356	7.0	120.00	12029	3981			
550	J550	8.00	575.0	23.0	6.0	2430	564	8.20	7.00	21.0	2014	1331	7.0	118.00	12250	3919			

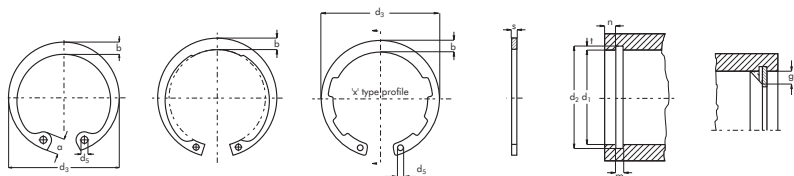
 **Part Number**
Référence Teile Nummer Referencia de pieza

 **Tolerance**
Tolérance Toleranz Tolerancia




 **Weight**
Masse Gewicht Peso

 **Ring**
Anneau/Circlips Ring Anillo

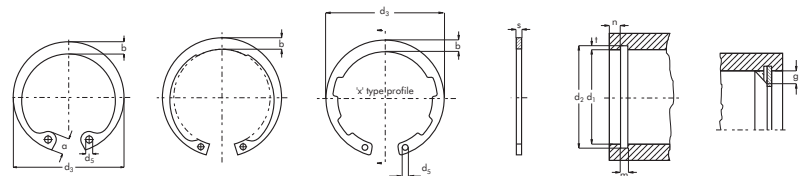
 **Groove**
Gorge Nut Ranura




Circlips pour alésages Sicherungsringe für Bohrungen Anillos para agujeros RINGS FOR BORES

d ₁	D1300 J												D A T A						
		s	Δ	d ₃	Δ	b ≈	d _{5 min.}	 (kg/1000)	d ₂	Δ	m min.	t	n	FN (kN)	FR (kN)	g	FRg (kN)	AN (mm ²)	K (kN·mm)
560	J560	8.00	-0.15	585.0	+3.00 -1.50	23.0	6.0	2495	574	+1.00	8.20	7.00	21.0	2078	1307	7.0	116.00	12469	3852
570	J570	8.00		595.0		23.0	6.0	2560	584		8.20	7.00	21.0	2114	1284	7.0	114.00	12689	3790
580	J580	8.00		605.0		23.0	6.0	2625	594		8.20	7.00	21.0	2151	1262	7.0	112.00	12909	3728
590	J590	8.00		615.0		23.0	6.0	2700	604		8.20	7.00	21.0	2188	1240	7.0	110.00	13129	3668
600	J600	8.00		625.0		23.0	6.0	2770	614		8.20	7.00	21.0	2221	1220	7.0	108.00	13330	3598
650	J650	9.00	-0.20	680.0	+4.00 -2.00	23.0	6.0	3600	666	+1.00	9.30	8.00	24.0	2753	1598	7.0	142.00	16520	6078
700	J700	9.00		730.0		23.0	6.0	4120	716		9.30	8.00	24.0	2966	1484	7.0	131.00	17800	5661
750	J750	9.00		785.0		23.0	9.0	4540	768		9.30	9.00	27.0	3566	1381	7.0	122.00	21400	5285
800	J800	9.00		835.0		23.0	9.0	5450	818		9.30	9.00	27.0	3800	1295	7.0	115.00	22800	4980
850	J850	9.00		890.0		23.0	9.0	5990	870		9.30	10.00	30.0	4500	1216	7.0	108.00	27000	4680
900	J900	9.00	-0.20	940.00	+4.00 -2.00	23.0	9.0	6740	920	+1.00	9.30	10.00	30.0	4766	1149	7.0	102.00	28600	4435
950	J950	9.00		1000.00		23.0	9.0	7930	972		9.30	11.00	33.0	5608	1086	7.0	96.00	33650	4210
1000	J1000	9.00		1050.00		23.0	9.0	8880	1022		9.30	11.00	33.0	5825	1032	7.0	91.00	34950	4010




 Part Number Référence Teile Nummer Referencia de pieza	 Tolerance Tolérance Toleranz Tolerancia	 Weight Masse Gewicht Peso	 Ring Anneau/Circlips Ring Anillo	 Groove Gorge Nut Ranura
--	---	---	--	---



 DIN 472/D1300/J



Circlips pour alésages cote pouce Sicherungsringe für Bohrungen Zoll-Standard Anillos para agujeros pulgadas standard RINGS FOR BORES INCH STANDARD

d ₁	N1300 NJ																	D A T A			
		s	Δ	d ₃	Δ	a max.	b ≈	w ~	d ₅ min.	C ₁	C ₂	 (lbs/1000)	d ₂	Δ	m	Δ	n min.	T _c	T _g		
0.250	NJ25	0.015	±0.002	0.280	+0.10 -0.005	0.068	0.025	0.015	0.029	0.11	0.13	0.08	0.268	±0.001	0.018	+0.001/-0.000	0.027	530	130		
0.312	NJ31	0.015		0.346		0.069	0.033	0.018	0.029	0.17	0.19	0.11	0.330		0.018		0.027	660	160		
0.375	NJ37	0.025		0.415		0.085	0.040	0.028	0.039	0.20	0.22	0.25	0.397		0.029		0.033	1320	235		
0.438	NJ43	0.025		0.482		0.101	0.049	0.029	0.039	0.23	0.25	0.37	0.461		0.029		0.036	1550	285		
0.453	NJ45	0.025		0.498		0.101	0.050	0.030	0.045	0.25	0.27	0.43	0.477		0.029		0.036	1600	310		
0.500	NJ50	0.035	±0.002	0.548	+0.10 -0.005	0.117	0.053	0.035	0.045	0.26	0.29	0.70	0.530	±0.002	0.039	+0.003 -0.000	0.045	2470	425		
0.512	NJ51	0.035		0.560		0.119	0.053	0.035	0.045	0.27	0.30	0.77	0.542		0.039		0.045	2530	435		
0.562	NJ56	0.035		0.620		0.137	0.053	0.035	0.045	0.28	0.32	0.86	0.596		0.039		0.050	2780	540		
0.625	NJ62	0.035		0.694		0.137	0.060	0.035	0.060	0.35	0.39	1.00	0.665		0.039		0.060	3090	705		
0.658	NJ68	0.035		0.763		0.137	0.063	0.036	0.060	0.41	0.45	1.20	0.732		0.039		0.066	3400	853		
0.750	NJ75	0.035	±0.002	0.831	+0.15 -0.10	0.147	0.070	0.040	0.060	0.45	0.50	1.30	0.796	±0.003	0.039	+0.004 -0.000	0.069	3710	975		
0.777	NJ77	0.042		0.859		0.151	0.074	0.044	0.060	0.47	0.52	1.70	0.825		0.046		0.072	4610	1050		
0.812	NJ81	0.042		0.901		0.160	0.077	0.044	0.060	0.49	0.53	1.90	0.862		0.046		0.075	4820	1150		
0.866	NJ86	0.042		0.961		0.160	0.081	0.045	0.060	0.54	0.59	2.00	0.920		0.046		0.081	5140	1320		
0.875	NJ87	0.042		0.971		0.160	0.084	0.045	0.060	0.55	0.60	2.10	0.931		0.046		0.084	5190	1390		
0.901	NJ90	0.042	±0.003	1.000	+0.15 -0.10	0.160	0.087	0.047	0.060	0.58	0.63	2.20	0.959	±0.004	0.046	+0.004 -0.000	0.087	5350	1480		
0.938	NJ93	0.042		1.041		0.160	0.091	0.050	0.060	0.61	0.67	2.40	1.000		0.046		0.093	5570	1640		
1.000	NJ100	0.042		1.111		0.160	0.104	0.052	0.060	0.68	0.74	2.70	1.066		0.046		0.099	5940	1870		
1.023	NJ102	0.042		1.136		0.160	0.106	0.054	0.060	0.70	0.76	2.80	1.091		0.046		0.102	6070	1970		
1.062	NJ106	0.050		1.180		0.185	0.110	0.055	0.076	0.69	0.75	3.70	1.130		0.056		0.102	7500	2040		
1.125	NJ112	0.050	±0.003	1.249	+0.25 -0.20	0.185	0.116	0.057	0.076	0.75	0.82	4.00	1.197	±0.004	0.056	+0.004 -0.000	0.108	7950	2290		
1.188	NJ118	0.050		1.319		0.185	0.120	0.058	0.076	0.81	0.88	4.30	1.262		0.056		0.111	8400	2490		
1.250	NJ125	0.050		1.388		0.185	0.124	0.062	0.076	0.88	0.95	4.80	1.330		0.056		0.120	8850	2830		
1.312	NJ131	0.050		1.456		0.185	0.130	0.062	0.076	0.94	1.02	5.00	1.396		0.056		0.126	9300	3120		
1.375	NJ137	0.050		1.526		0.185	0.130	0.063	0.076	1.00	1.08	5.10	1.461		0.056		0.129	9700	3340		
1.438	NJ143	0.050	±0.003	1.596	+0.35 -0.25	0.185	0.133	0.065	0.076	1.06	1.15	5.80	1.528	±0.005	0.056	+0.004 -0.000	0.135	10200	3660		
1.456	NJ145	0.050		1.616		0.185	0.133	0.065	0.076	1.08	1.17	6.00	1.548		0.056		0.138	10300	3790		
1.500	NJ150	0.050		1.660		0.185	0.133	0.066	0.076	1.13	1.22	6.10	1.594		0.056		0.141	10600	3990		
1.562	NJ156	0.062		1.734		0.205	0.160	0.079	0.076	1.15	1.24	9.10	1.658		0.068		0.144	11400	4240		
1.625	NJ162	0.062		1.804		0.205	0.160	0.080	0.076	1.21	1.31	10.10	1.735		0.068		0.150	11800	4590		
1.653	NJ165	0.062	±0.003	1.835	+0.35 -0.25	0.205	0.167	0.083	0.076	1.24	1.34	10.40	1.755	±0.005	0.068	+0.004 -0.000	0.153	12100	4760		
1.688	NJ168	0.062		1.874		0.205	0.170	0.085	0.076	1.27	1.38	10.80	1.792		0.068		0.156	12300	4860		
1.750	NJ175	0.062		1.942		0.205	0.175	0.082	0.076	1.34	1.44	11.50	1.858		0.068		0.162	12800	5340		
1.812	NJ181	0.062		2.012		0.205	0.170	0.084	0.091	1.40	1.51	12.00	1.922		0.068		0.165	13200	5630		
1.850	NJ185	0.062		2.054		0.205	0.170	0.085	0.091	1.44	1.55	12.80	1.962		0.068		0.168	13500	5860		

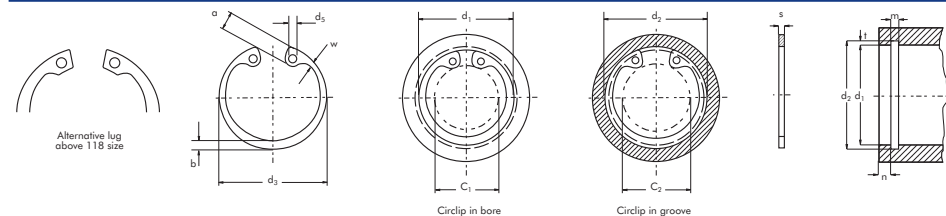
 **Part Number**
 Référence Teile Nummer Referencia de pieza

 **Tolerance**
 Tolérance Toleranz Tolerancia



 **Weight**
 Masse Gewicht Peso

 **Ring**
 Anneau/Circlips Ring Anillo

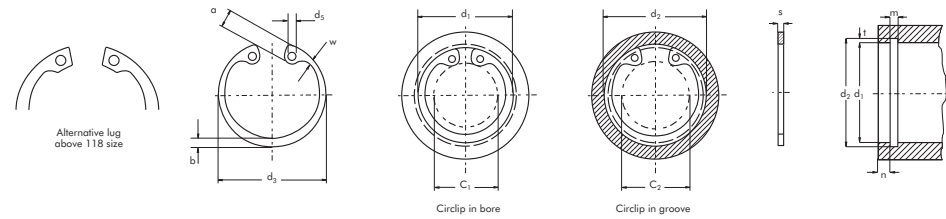
 **Groove**
 Gorge Nut Ranura






Circlips pour alésages cote pouce Sicherungsringe für Bohrungen Zoll-Standard Anillos para agujeros pulgadas standard RINGS FOR BORES INCH STANDARD

d ₁	N1300 NJ	s	Δ	d ₃	Δ													D A T A				
						a max.	b ≈	w ~	d ₅ min.	C ₁	C ₂	(lbs/1000)	d ₂	Δ	m	Δ	n min.	T _c	T _g			
1.875	NJ187	0.062	±0.003	2.072	+.035 -.025	0.205	0.170	0.085	0.091	1.46	1.58	12.8	1.989	±.005	0.068	+.004/-0.000	0.171	13700	6040			
1.938	NJ193	0.062		2.141		0.205	0.165	0.079	0.091	1.52	1.64	13.3	2.056		2.056		0.068	0.177	14100	6470		
2.000	NJ200	0.062		2.210		0.205	0.170	0.085	0.091	1.59	1.91	13.0	2.122		2.122		0.068	0.183	14600	6900		
2.062	NJ206	0.078		2.280	0.225	0.186	0.091	0.091	1.61	1.73	18.0	2.186	2.186		0.086	0.186	18900	7230				
2.125	NJ212	0.078		2.350	0.236	0.195	0.096	0.091	1.65	1.78	19.4	2.251	2.251		0.086	0.189	19500	7570				
2.188	NJ218	0.078		2.415	0.236	0.199	0.098	0.091	1.71	1.84	19.6	2.318	2.318		0.086	0.195	20000	8040				
2.250	NJ225	0.078		2.490	0.236	0.203	0.107	0.091	1.77	1.91	21.8	2.382	2.382		0.086	0.198	20600	8400				
2.312	NJ231	0.078		2.560	0.236	0.205	0.106	0.091	1.84	1.98	22.6	2.450	2.450		0.086	0.207	21200	9020				
2.375	NJ237	0.078		2.630	0.236	0.207	0.108	0.091	1.90	2.04	23.8	2.517	2.517		0.086	0.213	21700	9540				
2.440	NJ244	0.078		2.702	0.236	0.205	0.104	0.108	1.96	2.11	25.3	2.584	2.584		0.086	0.216	22300	10100				
2.500	NJ250	0.078		2.775	0.236	0.210	0.103	0.108	2.02	2.17	29.3	2.648	2.648		0.086	0.222	22300	10460				
2.562	NJ256	0.093		2.844	0.268	0.222	0.109	0.108	2.02	2.18	30.4	2.714	2.714		0.103	0.228	28000	11000				
2.625	NJ262	0.093		2.910	0.268	0.226	0.118	0.108	2.08	2.24	34.5	2.781	2.781		0.103	0.234	28600	11600				
2.688	NJ268	0.093		2.980	0.268	0.236	0.122	0.108	2.15	2.31	36.2	2.848	2.848		0.103	0.240	29300	12200				
2.750	NJ275	0.093		3.050	0.284	0.234	0.114	0.108	2.18	2.34	35.5	2.914	2.914		0.103	0.246	30000	12800				
2.812	NJ281	0.093		3.121	0.284	0.230	0.115	0.108	2.24	2.40	39.2	2.980	2.980		0.103	±.005 -.000	0.252	30800	13400			
2.875	NJ287	0.093		3.191	0.284	0.240	0.125	0.108	2.30	2.47	40.0	3.051	3.051		0.103		0.264	31500	14300			
3.000	NJ300	0.093		3.325	0.284	0.250	0.124	0.108	2.43	2.60	42.5	3.182	3.182		0.103		0.273	32900	15400			
3.062	NJ306	0.109		3.418	0.299	0.254	0.126	0.123	2.46	2.64	54.4	3.248	3.248		0.120		0.279	39300	16100			
3.125	NJ312	0.109		3.488	0.299	0.260	0.129	0.123	2.52	2.71	56.0	3.315	3.315		0.120		0.285	40100	16800			
3.149	NJ315	0.109		3.523	0.299	0.260	0.129	0.123	2.55	2.74	57.1	3.348	3.348		0.120	0.288	40400	17100				
3.250	NJ325	0.109		3.623	0.299	0.269	0.135	0.123	2.65	2.84	59.9	3.446	3.446		0.120	0.294	41700	18000				
3.346	NJ334	0.109		3.734	0.323	0.276	0.140	0.123	2.69	2.89	63.0	3.546	3.546		0.120	0.300	43000	18900				
3.469	NJ347	0.109		3.857	0.350	0.294	0.143	0.123	2.77	2.96	69.0	3.675	3.675		0.120	0.309	44500	20200				
3.500	NJ350	0.109	3.890	0.350	0.294	0.143	0.123	2.80	2.90	71.0	3.710	3.710	0.120	0.315	44900	20800						
3.543	NJ354	0.109	3.936	0.350	0.292	0.142	0.123	2.84	3.07	72.1	3.776	3.776	0.120	0.321	45500	21400						
3.625	NJ362	0.109	4.024	0.350	0.298	0.149	0.123	2.92	3.13	73.0	3.841	3.841	0.120	0.324	46500	22100						
3.750	NJ375	0.109	4.157	0.350	0.309	0.155	0.123	3.04	3.26	78.0	3.974	3.974	0.120	0.336	48200	23700						
3.875	NJ387	0.109	4.291	0.350	0.312	0.165	0.123	3.17	3.40	87.1	4.107	4.107	0.120	0.348	49800	25400						
3.938	NJ393	0.109	4.358	0.350	0.319	0.166	0.123	3.23	3.46	87.9	4.174	4.174	0.120	0.354	50600	26300						
4.000	NJ400	0.109	4.424	0.378	0.330	0.166	0.123	3.24	3.47	95.0	4.240	4.240	0.120	0.360	51400	27000						
4.125	NJ412	0.109	4.558	0.378	0.330	0.171	0.123	3.36	3.60	97.0	4.365	4.365	0.120	0.360	53000	28000						
4.250	NJ425	0.109	4.691	0.378	0.335	0.180	0.123	3.49	3.72	100.0	4.490	4.490	0.120	0.360	54600	28800						
4.331	NJ433	0.109	4.756	0.413	0.345	0.180	0.151	3.50	3.73	107.0	4.571	4.571	0.120	0.360	55600	29400						
4.500	NJ450	0.109	4.940	0.413	0.351	0.181	0.151	3.67	3.90	111.0	4.740	4.740	0.120	0.360	57800	30500						

 Part Number Référence Teile Nummer Referencia de pieza	 Tolerance Tolérance Toleranz Tolerancia	 Weight Masse Gewicht Peso	 Ring Anneau/Circlips Ring Anillo	 Groove Gorge Nut Ranura
--	---	---	--	---



Circlips pour alésages cote pouce Sicherungsringe für Bohrungen Zoll-Standard Anillos para agujeros pulgadas standard RINGS FOR BORES INCH STANDARD

d ₁	N1300 NJ																	D A T A			
		s	Δ	d ₃	Δ	a max.	b ~	w ~	d ₅ min.	C ₁	C ₂	 (lbs/1000)	d ₂	Δ	m	Δ	n min.	T _c	T _g		
4.625	NJ462	0.109	±0.003	5.076	±.065	0.413	0.360	0.185	0.151	3.79	4.03	119.0	4.865	±.006	0.120	+.005 -.000	0.360	59400	31400		
4.750	NJ475	0.109		5.213		0.413	0.370	0.175	0.151	3.92	4.16	124.0	4.995		0.120		0.366	61000	32800		
5.000	NJ500	0.109		5.485		0.445	0.395	0.218	0.151	4.10	4.36	136.0	5.260		0.120		0.390	64200	36800		
5.250	NJ525	0.125	±0.004	5.770	±.080	0.465	0.408	0.212	0.151	4.31	4.58	175.0	5.520	±.007	0.139	+.006 -.000	0.405	77300	40100		
5.375	NJ537	0.125		5.910		0.465	0.408	0.198	0.151	4.44	4.71	179.0	5.650		0.139		0.405	78800	41000		
5.500	NJ550	0.125		6.066		0.465	0.408	0.200	0.151	4.56	4.83	189.0	5.770		0.139		0.405	81000	42000		
5.750	NJ575	0.125	±0.005	6.336	±.090	0.465	0.408	0.198	0.151	4.81	5.08	195.0	6.020	±.008	0.139	+.008 -.000	0.405	84700	43900		
6.000	NJ600	0.125		6.620		0.465	0.416	0.223	0.151	5.06	5.33	204.0	6.270		0.139		0.405	88400	45800		
6.250	NJ625	0.156		6.895		0.454	0.441	0.213	0.182	5.34	5.61	263.0	6.530		0.174		0.420	114900	49500		
6.500	NJ650	0.156	±0.005	7.170	±.090	0.454	0.441	0.244	0.182	5.59	5.87	281.0	6.790	±.008	0.174	+.008 -.000	0.435	119500	53300		
6.662	NJ662	0.156		7.308		0.454	0.441	0.220	0.182	5.71	6.01	300.0	6.925		0.174		0.450	121700	56200		
6.750	NJ675	0.156		7.445		0.508	0.456	0.224	0.182	5.73	6.03	325.0	7.055		0.174		0.456	124000	58000		
7.000	NJ700	0.156	±0.005	7.720	±.090	0.540	0.485	0.258	0.182	5.91	6.22	344.0	7.315	±.008	0.174	+.008 -.000	0.471	128600	62200		
7.250	NJ725	0.187		7.995		0.570	0.490	0.239	0.182	6.10	6.42	428.0	7.575		0.209		0.486	159700	66400		
7.500	NJ750	0.187		8.270		0.570	0.507	0.282	0.182	6.35	6.69	476.0	7.840		0.209		0.510	165200	72100		
7.750	NJ775	0.187	±0.005	8.545	±.090	0.560	0.500	0.241	0.182	6.62	6.97	520.0	8.100	±.008	0.209	+.008 -.000	0.525	170700	76700		
8.000	NJ800	0.187		8.820		0.600	0.550	0.280	0.182	6.79	7.15	555.0	8.360		0.209		0.540	152700	81400		
8.250	NJ825	0.187		9.095		0.600	0.548	0.260	0.182	7.04	7.41	603.0	8.620		0.209		0.555	158500	86300		
8.500	NJ850	0.187	±0.005	9.285	±.090	0.632	0.573	0.277	0.182	7.23	7.60	634.0	8.880	±.008	0.209	+.008 -.000	0.570	162300	91300		
8.750	NJ875	0.187		9.558		0.632	0.576	0.283	0.182	7.48	7.88	653.0	9.145		0.209		0.591	167000	97700		
9.000	NJ900	0.187		9.830		0.632	0.592	0.294	0.182	7.73	8.13	732.0	9.405		0.209		0.606	171800	103000		
9.250	NJ925	0.187	±0.005	10.102	±.090	0.632	0.622	0.299	0.182	7.98	8.39	767.0	9.668	±.008	0.209	+.008 -.000	0.627	176600	109000		
9.500	NJ950	0.187		10.375		0.632	0.622	0.354	0.182	8.23	8.65	803.0	9.930		0.209		0.645	181400	116000		
9.750	NJ975	0.187		10.648		0.622	0.622	0.295	0.182	8.50	8.93	833.0	0.190		0.209		0.660	186200	121300		
10.000	NJ1000	0.187	10.920	0.622	0.622	0.295	0.182	8.75	9.19	863.0	10.450	0.209	0.675	191000	127200						

 **Part Number**
 Référence Teile Nummer Referencia de pieza

 **Tolerance**
 Tolérance Toleranz Tolerancia

 **Weight**
 Masse Gewicht Peso

 **Ring**
 Anneau/Circlips Ring Anillo

 **Groove**
 Gorge Nut Ranura

