



HYDRA

self-cleaning filters


full range of self-cleaning filters
with innovative solutions for the efficiency
of self-cleaning operation,
thanks to a newly designed back-wash system
in counter-current which grants
the highest particle removal from the filter cartridge

HYDRA SELF-CLEANING FILTERS




Housings HYDRA fit to **EXCLUSIVE HYDRA FILTER CARTRIDGES.**

SX cartridges with antimicrobial flat seal.



RAH
stainless steel net cartridge, filtration at 90 micron.
CODE RA5000020



RAH HOT
stainless steel net cartridge, filtration at 90 micron.
CODE RA5080020



RLH
plastic net cartridge, filtration at 90 micron.
CODE RA5000010



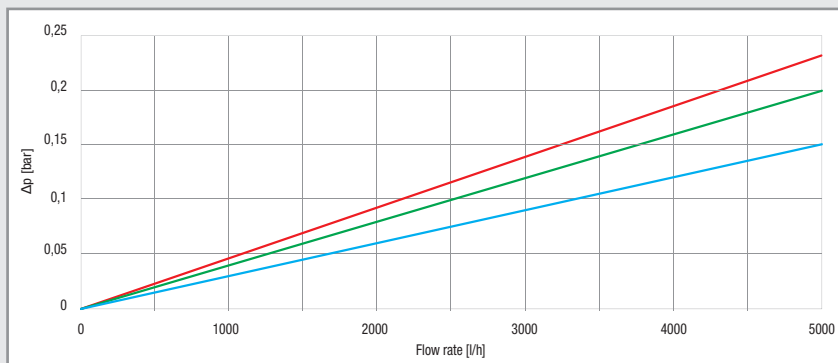
RSH
pleated plastic net cartridge, filtration at 50 micron.
CODE RA5000040



All cartridges are provided with dedicated **stainless steel AISI 302 cartridge spring.**
CODE RE7120040

FLOW RATE vs PRESSURE DROP Δp

Testing mode: 20°C, 3 BAR



CERTIFICATIONS



A range of housings is certified by IAPMO RT to NSF/ANSI 42, 61, 372 - lead free, CSA B483.1. In compliance with Drinking Water Treatment Units regulations, USA and CANADA.



Housings are tested and certified under the most stringent procedures worldwide, in compliance with DM 25 (Italy), with the sanitary certification ACS (France), EAC/Ghostregistrazia (Russia) and WaterMark (Australia).

SYMBOLS LEGEND



For domestic use



For technical and industrial use




Filter housings made in PET, a highly recyclable plastic, are manufactured with a proprietary procedure saving up to 60% of energy in injection molding compared with standard plastics. That is one of Atlas Filtri commitments to comply with Kyoto Treaty for the reduction of green house gas (CO₂) emissions in the atmosphere.

ACCESSORIES ON DEMAND



brass hose-holder
CODE RE7120026



3/4" / 1" brass nipples with o-ring (pair)
CODE RB7404001 / CODE RB7404002



-KIT AUTO- CODE RE7120024
automatic discharge kit (see pages 186-187)



-LUBRIKIT- single-dose lubricant for housing o-ring
CODE RE9020650

ACCESSORIES INCLUDED



-X- spanner



-S- wall bracket
(for HYDRA and HYDRA HOT)



-K DP- wall bracket (for HYDRA K DP) CODE RB7400021

DISCHARGE KIT



brass discharge ball-valve with gasket




plastic hose-holder



drain funnel

In compliance with the European Standard UNI EN 1717/2002: designed to prevent back-flow contamination by making all elements downstream the discharge vent to atmosphere (protection unit symbol: DC)



SELF-CLEANING
FILTERS

HYDRA

FILTER MODEL

3/4

IN / OUT

1/2"

3/4"

1"

1 1/4"


1 1/2"

RLH 90 mcr

FILTER CARTRIDGE


RSH 50 mcr

RLH 90 mcr



RAH HOT 90 mcr


RAH 90 mcr




OT

THREADS TYPE


OT - BRASS BSP *



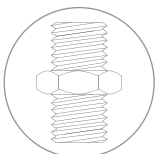

IN - PLASTIC BSP *



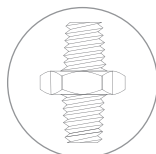
NPT IN - PLASTIC NPT **



MP - PLASTIC BSP *



* BSP
parallel (cylindrical)
ISO 228



** NPT
tapered (conical)
ANSI/ASME B1.20.1



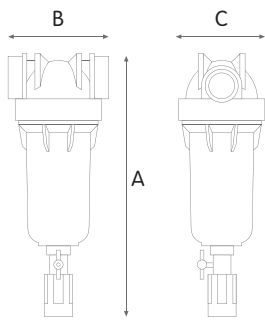
HYDRA

WORKING CONDITIONS

Max working pressure:
 BSP versions _____ 8 bar (116 psi)
 NPT versions _____ 8,6 bar (125 psi)
 Min working pressure _____ 1,8 bar (26 psi)
 Max working temperature _____ 45°C (113°F)
 Min working temperature _____ 4°C (39,2°F)

SPECIFICATIONS

Non-toxic materials, suitable for drinking water.
 Head: reinforced polypropylene.
 Bowl: PET.
 O-ring: EPDM.
 Breather-valve: body stainless steel, o-ring EPDM.
 IN/OUT brass threads: CW 617 N brass.
 Discharge ball-valve: CW 617 N brass nickel plated.
 Drain funnel: reinforced polypropylene.



DRAIN FUNNEL
 Back-flow preventing device
 UNI EN 1717-11/2002

HYDRA RLH single-stage self-cleaning filters

HOUSINGS WITH BRASS BSP THREADS

CODE	MODEL	NOMINAL FILTRATION MICRON	IN/OUT	FLOW RATE I/h	DIMENSIONS mm		
					A	B	C
RA6000010	HYDRA 1/2" RLH 90 mcr OT	90	1/2"	3500	390	120	107
RA6000011	HYDRA 3/4" RLH 90 mcr OT	90	3/4"	5000	390	120	107
RA6000012	HYDRA 1" RLH 90 mcr OT	90	1"	6000	390	120	107
RA6000022	HYDRA 1"1/4 RLH 90 mcr OT	90	1"1/4	8000	415	120	107
RA6000023	HYDRA 1"1/2 RLH 90 mcr OT	90	1"1/2	10000	415	120	107

HOUSINGS WITH PLASTIC BSP THREADS

CODE	MODEL	NOMINAL FILTRATION MICRON	IN/OUT	FLOW RATE I/h	DIMENSIONS mm		
					A	B	C
RA6000028	HYDRA 1/2" RLH 90 mcr IN	90	1/2"	3500	390	120	107
RA6000029	HYDRA 3/4" RLH 90 mcr IN	90	3/4"	5000	390	120	107
RA6000030	HYDRA 1" RLH 90 mcr IN	90	1"	6000	390	120	107

HOUSINGS WITH PLASTIC NPT THREADS

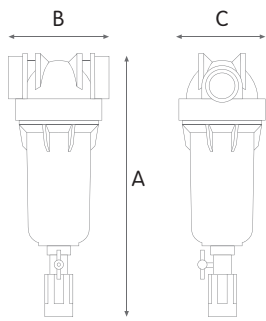
CODE	MODEL	NOMINAL FILTRATION MICRON	IN/OUT	FLOW RATE I/h	DIMENSIONS mm		
					A	B	C
RA6000053	HYDRA 1/2" RLH 90 mcr NPT IN	90	1/2"	5000	390	120	107
RA6000033	HYDRA 3/4" RLH 90 mcr NPT IN	90	3/4"	5000	390	120	107
RA6000034	HYDRA 1" RLH 90 mcr NPT IN	90	1"	6000	390	120	107

HOUSINGS WITH PLASTIC BSP THREADS

CODE	MODEL	NOMINAL FILTRATION MICRON	IN/OUT	FLOW RATE I/h	DIMENSIONS mm		
					A	B	C
RA6000060	HYDRA 1/2" RLH 90 mcr MP	90	1/2"	3500	390	155	107
RA6000061	HYDRA 3/4" RLH 90 mcr MP	90	3/4"	5000	390	155	107
RA6000062	HYDRA 1" RLH 90 mcr MP	90	1"	6000	390	155	107



Some items in the list are subject to minimum order quantities and/or to longer delivery term.



WORKING CONDITIONS

Max working pressure:
 BSP versions _____ 8 bar (116 psi)
 NPT versions _____ 8,6 bar (125 psi)
 Min working pressure _____ 1,8 bar (26 psi)
 Max working temperature _____ 45°C (113°F)
 Min working temperature _____ 4°C (39,2°F)



DRAIN FUNNEL
 Back-flow preventing device
 UNI EN 1717-11/2002

SPECIFICATIONS

Non-toxic materials, suitable for drinking water.
 Head: reinforced polypropylene.
 Bowl: PET.
 O-ring: EPDM.
 Breather-valve: body stainless steel, o-ring EPDM.
 IN/OUT brass threads: CW 617 N brass.
 Discharge ball-valve: CW 617 N brass nickel plated.
 Drain funnel: reinforced polypropylene.

HYDRA RAH single-stage self-cleaning filters

HOUSINGS WITH BRASS BSP THREADS

CODE	MODEL	NOMINAL FILTRATION MICRON	IN/OUT	FLOW RATE l/h	DIMENSIONS mm		
					A	B	C
RA6000013	HYDRA 1/2" RAH 90 mcr OT	90	1/2"	3500	390	120	107
RA6000014	HYDRA 3/4" RAH 90 mcr OT	90	3/4"	5000	390	120	107
RA6000015	HYDRA 1" RAH 90 mcr OT	90	1"	6000	390	120	107
RA6000024	HYDRA 1"1/4 RAH 90 mcr OT	90	1"1/4	8000	415	120	107
RA6000025	HYDRA 1"1/2 RAH 90 mcr OT	90	1"1/2	10000	415	120	107

HOUSINGS WITH PLASTIC BSP THREADS

CODE	MODEL	NOMINAL FILTRATION MICRON	IN/OUT	FLOW RATE l/h	DIMENSIONS mm		
					A	B	C
RA6000035	HYDRA 1/2" RAH 90 mcr IN	90	1/2"	3500	390	120	107
RA6000036	HYDRA 3/4" RAH 90 mcr IN	90	3/4"	5000	390	120	107
RA6000037	HYDRA 1" RAH 90 mcr IN	90	1"	6000	390	120	107

HOUSINGS WITH PLASTIC NPT THREADS

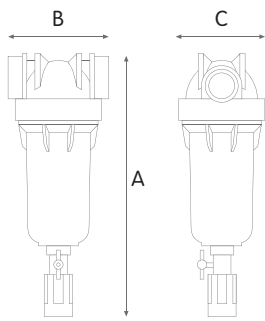
CODE	MODEL	NOMINAL FILTRATION MICRON	IN/OUT	FLOW RATE l/h	DIMENSIONS mm		
					A	B	C
RA6000054	HYDRA 1/2" RAH 90 mcr NPT IN	90	1/2"	5000	390	120	107
RA6000040	HYDRA 3/4" RAH 90 mcr NPT IN	90	3/4"	5000	390	120	107
RA6000041	HYDRA 1" RAH 90 mcr NPT IN	90	1"	6000	390	120	107

HOUSINGS WITH PLASTIC BSP THREADS

CODE	MODEL	NOMINAL FILTRATION MICRON	IN/OUT	FLOW RATE l/h	DIMENSIONS mm		
					A	B	C
RA6000070	HYDRA 1/2" RAH 90 mcr MP	90	1/2"	3500	390	155	107
RA6000071	HYDRA 3/4" RAH 90 mcr MP	90	3/4"	5000	390	155	107
RA6000072	HYDRA 1" RAH 90 mcr MP	90	1"	6000	390	155	107

SELF-CLEANING FILTERS

Some items in the list are subject to minimum order quantities and/or to longer delivery term.



WORKING CONDITIONS

Max working pressure:
 BSP versions _____ 8 bar (116 psi)
 NPT versions _____ 8,6 bar (125 psi)
 Min working pressure _____ 1,8 bar (26 psi)
 Max working temperature _____ 45°C (113°F)
 Min working temperature _____ 4°C (39,2°F)

SPECIFICATIONS

Non-toxic materials, suitable for drinking water.
 Head: reinforced polypropylene.
 Bowl: PET.
 O-ring: EPDM.
 Breather-valve: body stainless steel, o-ring EPDM.
 IN/OUT brass threads: CW 617 N brass.
 Discharge ball-valve: CW 617 N brass nickel plated.
 Drain funnel: reinforced polypropylene.



DRAIN FUNNEL
 Back-flow preventing device
 UNI EN 1717-11/2002

HYDRA RSH single-stage self-cleaning filters

HOUSINGS WITH BRASS BSP THREADS

CODE	MODEL	NOMINAL FILTRATION MICRON	IN/OUT	FLOW RATE l/h	DIMENSIONS mm		
					A	B	C
RA6000019	HYDRA 1/2" RSH 50 mcr OT	50	1/2"	3500	390	120	107
RA6000020	HYDRA 3/4" RSH 50 mcr OT	50	3/4"	5000	390	120	107
RA6000021	HYDRA 1" RSH 50 mcr OT	50	1"	6000	390	120	107
RA6000026	HYDRA 1"1/4 RSH 50 mcr OT	50	1"1/4	8000	415	120	107
RA6000027	HYDRA 1"1/2 RSH 50 mcr OT	50	1"1/2	10000	415	120	107

HOUSINGS WITH PLASTIC BSP THREADS

CODE	MODEL	NOMINAL FILTRATION MICRON	IN/OUT	FLOW RATE l/h	DIMENSIONS mm		
					A	B	C
RA6000042	HYDRA 1/2" RSH 50 mcr IN	50	1/2"	3500	390	120	107
RA6000043	HYDRA 3/4" RSH 50 mcr IN	50	3/4"	5000	390	120	107
RA6000044	HYDRA 1" RSH 50 mcr IN	50	1"	6000	390	120	107

HOUSINGS WITH PLASTIC NPT THREADS

CODE	MODEL	NOMINAL FILTRATION MICRON	IN/OUT	FLOW RATE l/h	DIMENSIONS mm		
					A	B	C
RA6000055	HYDRA 1/2" RSH 50 mcr NPT IN	50	1/2"	5000	390	120	107
RA6000047	HYDRA 3/4" RSH 50 mcr NPT IN	50	3/4"	5000	390	120	107
RA6000048	HYDRA 1" RSH 50 mcr NPT IN	50	1"	6000	390	120	107

HOUSINGS WITH PLASTIC BSP THREADS

CODE	MODEL	NOMINAL FILTRATION MICRON	IN/OUT	FLOW RATE l/h	DIMENSIONS mm		
					A	B	C
RA6000080	HYDRA 1/2" RSH 50 mcr MP	50	1/2"	3500	390	155	107
RA6000081	HYDRA 3/4" RSH 50 mcr MP	50	3/4"	5000	390	155	107
RA6000082	HYDRA 1" RSH 50 mcr MP	50	1"	6000	390	155	107

Some items in the list are subject to minimum order quantities and/or to longer delivery term.



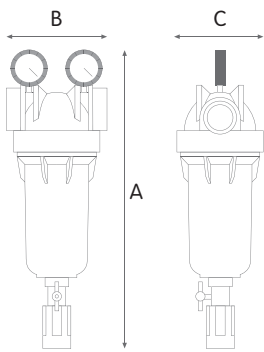
HYDRA M

WORKING CONDITIONS

Max working pressure:
 BSP versions _____ 8 bar (116 psi)
 NPT versions _____ 8,6 bar (125 psi)
 Min working pressure _____ 1,8 bar (26 psi)
 Max working temperature _____ 45°C (113°F)
 Min working temperature _____ 4°C (39,2°F)

SPECIFICATIONS

Non-toxic materials, suitable for drinking water.
 Head: reinforced polypropylene.
 Bowl: PET.
 O-ring: EPDM.
 IN/OUT brass threads: CW 617 N brass.
 Manometers: radial type, pressure range 0-12 bar, 0-170 psi.
 Discharge ball-valve: CW 617 N brass nickel plated.
 Drain funnel: reinforced polypropylene.



DRAIN FUNNEL
 Back-flow preventing device
 UNI EN 1717-11/2002

HYDRA M RLH single-stage self-cleaning filters with 2 manometers

HOUSINGS WITH BRASS BSP THREADS

CODE	MODEL	NOMINAL FILTRATION MICRON	IN/OUT	FLOW RATE l/h	DIMENSIONS mm		
					A	B	C
RA6000110	HYDRA M 1/2" RLH 90 mcr OT	90	1/2"	3500	445	120	107
RA6000111	HYDRA M 3/4" RLH 90 mcr OT	90	3/4"	5000	445	120	107
RA6000112	HYDRA M 1" RLH 90 mcr OT	90	1"	6000	445	120	107
RA6000113	HYDRA M 1 1/4" RLH 90 mcr OT	90	1 1/4"	8000	460	120	107
RA6000114	HYDRA M 1 1/2" RLH 90 mcr OT	90	1 1/2"	10000	460	120	107



HOUSINGS WITH PLASTIC BSP THREADS

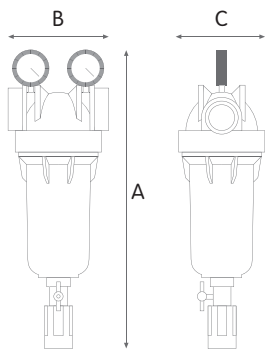
CODE	MODEL	NOMINAL FILTRATION MICRON	IN/OUT	FLOW RATE l/h	DIMENSIONS mm		
					A	B	C
RA6000125	HYDRA M 1/2" RLH 90 mcr IN	90	1/2"	3500	445	120	107
RA6000126	HYDRA M 3/4" RLH 90 mcr IN	90	3/4"	5000	445	120	107
RA6000127	HYDRA M 1" RLH 90 mcr IN	90	1"	6000	445	120	107



HOUSINGS WITH PLASTIC NPT THREADS

CODE	MODEL	NOMINAL FILTRATION MICRON	IN/OUT	FLOW RATE l/h	DIMENSIONS mm		
					A	B	C
RA6000130	HYDRA M 3/4" RLH 90 mcr NPT IN	90	3/4"	5000	445	120	107
RA6000133	HYDRA M 1" RLH 90 mcr NPT IN	90	1"	6000	445	120	107

SELF-CLEANING FILTERS



WORKING CONDITIONS

Max working pressure:
 BSP versions _____ 8 bar (116 psi)
 NPT versions _____ 8,6 bar (125 psi)
 Min working pressure _____ 1,8 bar (26 psi)
 Max working temperature _____ 45°C (113°F)
 Min working temperature _____ 4°C (39,2°F)

SPECIFICATIONS

Non-toxic materials, suitable for drinking water.
 Head: reinforced polypropylene.
 Bowl: PET.
 O-ring: EPDM.
 IN/OUT brass threads: CW 617 N brass.
 Manometers: radial type, pressure range 0-12 bar, 0-170 psi.
 Discharge ball-valve: CW 617 N brass nickel plated.
 Drain funnel: reinforced polypropylene.



DRAIN FUNNEL
 Back-flow preventing device
 UNI EN 1717-11/2002

HYDRA M RAH single-stage self-cleaning filters with 2 manometers

HOUSINGS WITH BRASS BSP THREADS

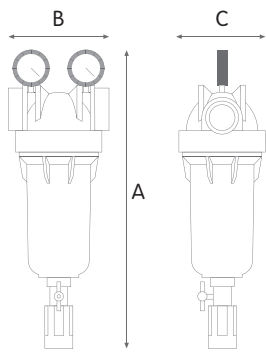
CODE	MODEL	NOMINAL FILTRATION MICRON	IN/OUT	FLOW RATE l/h	DIMENSIONS mm		
					A	B	C
RA6000115	HYDRA M 1/2" RAH 90 mcr OT	90	1/2"	3500	445	120	107
RA6000116	HYDRA M 3/4" RAH 90 mcr OT	90	3/4"	5000	445	120	107
RA6000117	HYDRA M 1" RAH 90 mcr OT	90	1"	6000	445	120	107
RA6000118	HYDRA M 1 1/4" RAH 90 mcr OT	90	1 1/4"	8000	460	120	107
RA6000119	HYDRA M 1 1/2" RAH 90 mcr OT	90	1 1/2"	10000	460	120	107

HOUSINGS WITH PLASTIC BSP THREADS

CODE	MODEL	NOMINAL FILTRATION MICRON	IN/OUT	FLOW RATE l/h	DIMENSIONS mm		
					A	B	C
RA6000134	HYDRA M 1/2" RAH 90 mcr IN	90	1/2"	3500	445	120	107
RA6000135	HYDRA M 3/4" RAH 90 mcr IN	90	3/4"	5000	445	120	107
RA6000136	HYDRA M 1" RAH 90 mcr IN	90	1"	6000	445	120	107

HOUSINGS WITH PLASTIC NPT THREADS

CODE	MODEL	NOMINAL FILTRATION MICRON	IN/OUT	FLOW RATE l/h	DIMENSIONS mm		
					A	B	C
RA6000139	HYDRA M 3/4" RAH 90 mcr NPT IN	90	3/4"	5000	445	120	107
RA6000140	HYDRA M 1" RAH 90 mcr NPT IN	90	1"	6000	445	120	107



WORKING CONDITIONS

Max working pressure:
 BSP versions _____ 8 bar (116 psi)
 NPT versions _____ 8,6 bar (125 psi)
 Min working pressure _____ 1,8 bar (26 psi)
 Max working temperature _____ 45°C (113°F)
 Min working temperature _____ 4°C (39,2°F)



DRAIN FUNNEL
 Back-flow preventing device
 UNI EN 1717-11/2002

SPECIFICATIONS

Non-toxic materials, suitable for drinking water.
 Head: reinforced polypropylene.
 Bowl: PET.
 O-ring: EPDM.
 IN/OUT brass threads: CW 617 N brass.
 Manometers: radial type, pressure range 0-12 bar, 0-170 psi.
 Discharge ball-valve: CW 617 N brass nickel plated.
 Drain funnel: reinforced polypropylene.

HYDRA M RSH single-stage self-cleaning filters with 2 manometers

HOUSINGS WITH BRASS BSP THREADS

CODE	MODEL	NOMINAL FILTRATION MICRON	IN/OUT	FLOW RATE l/h	DIMENSIONS mm		
					A	B	C
RA6000120	HYDRA M 1/2" RSH 50 mcr OT	50	1/2"	3500	445	120	107
RA6000121	HYDRA M 3/4" RSH 50 mcr OT	50	3/4"	5000	445	120	107
RA6000122	HYDRA M 1" RSH 50 mcr OT	50	1"	6000	445	120	107
RA6000123	HYDRA M 1"1/4 RSH 50 mcr OT	50	1"1/4	8000	460	120	107
RA6000124	HYDRA M 1"1/2 RSH 50 mcr OT	50	1"1/2	10000	460	120	107

HOUSINGS WITH PLASTIC BSP THREADS

CODE	MODEL	NOMINAL FILTRATION MICRON	IN/OUT	FLOW RATE l/h	DIMENSIONS mm		
					A	B	C
RA6000141	HYDRA M 1/2" RSH 50 mcr IN	50	1/2"	3500	445	120	107
RA6000142	HYDRA M 3/4" RSH 50 mcr IN	50	3/4"	5000	445	120	107
RA6000143	HYDRA M 1" RSH 50 mcr IN	50	1"	6000	445	120	107

HOUSINGS WITH PLASTIC NPT THREADS

CODE	MODEL	NOMINAL FILTRATION MICRON	IN/OUT	FLOW RATE l/h	DIMENSIONS mm		
					A	B	C
RA6000146	HYDRA M 3/4" RSH 50 mcr NPT IN	50	3/4"	5000	445	120	107
RA6000147	HYDRA M 1" RSH 50 mcr NPT IN	50	1"	6000	445	120	107