

## Стол 1420 Лайт / Table 1420 Light

Код ТН ВЭД ЕАЭС

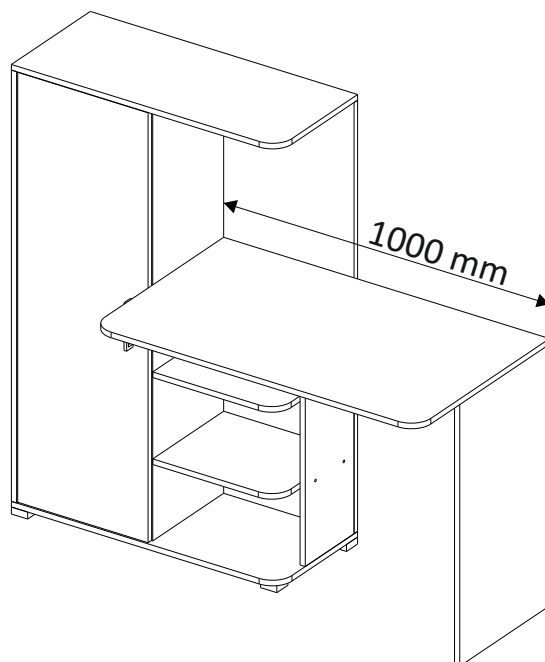
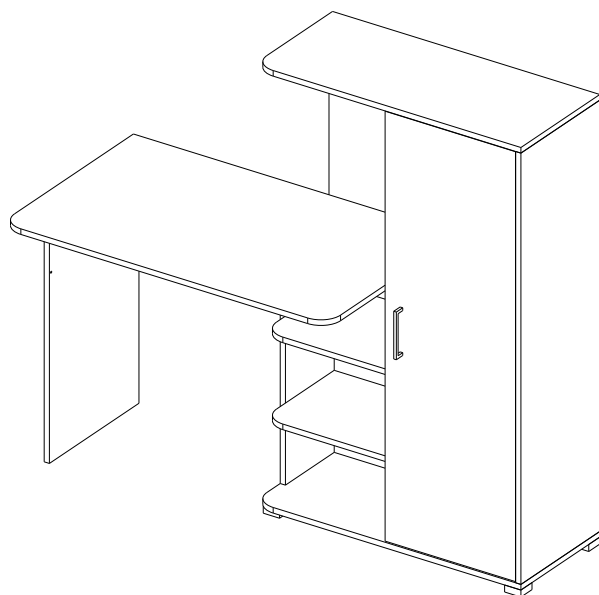
9403 60 100 1  
9403 90 300 0



отрезать  
и приклеить

1420	1282	612

12AK01 / 3351



### Комплектовочная ведомость / Set package sheet

Упак/ Package	Наименование	Description	Цвет детали/ Décor	Размер / Size, mm	Кол-во/ Quantity	№
1	Фурнитура	Furniture/Cabinetry hardware	-	-	1	-
	Боковина	Side	White	1230x336	1	3
	Боковина	Side	Craft gold	1230x356	1	4
	Крыша верхняя	Top upper		820x356	1	5
	Крыша нижняя	Top lower		820x356	1	6
	Вязка	Connecting element		384x320	2	8
	Задник	Back element	White	1230x400	1	11
	Створка	Door	White	1226x400	1	12
2	Боковина	Side	White	714x220	1	1
	Боковина	Side	White	747x404	1	2
	Крыша	Top	Craft gold	1000x596	1	7
	Вязка	Connecting element	White	388x336	2	9
	Вязка	Connecting element	White	583x220	1	10
	ДВП	Back element	White	834x416	1	13
	ДВП	Back element	White	424x416	1	14

Craft gold - Крафт золотой  
White - Белый

(PL) Instrukcja montażu

(CZ) Návod k montáži

(D) Montageanleitung

(GB) Assembly instruction

(F) Model d'emploi

(HU) Szerelési útmutató

(I) Istruzione di montaggio

(NL) Handleiding voor de montage

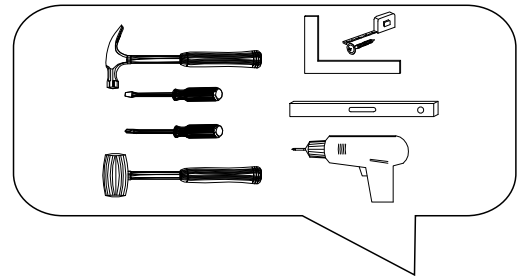


(RU) Инструкция по монтажу

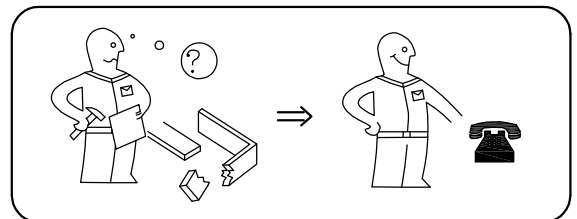
(RO) Instrucțiuni de montare

(SK) Návod k montáži


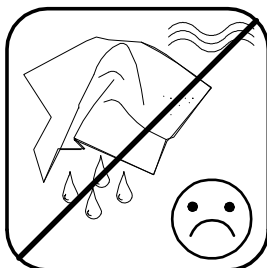
(TR) Montaj talimatı

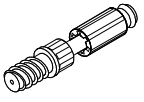

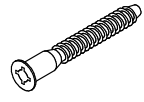


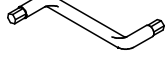
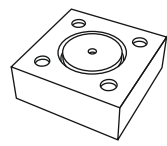


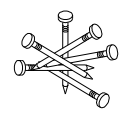


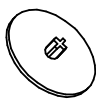
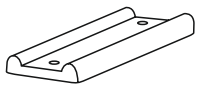
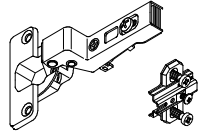
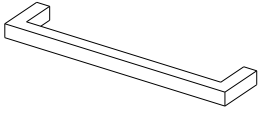



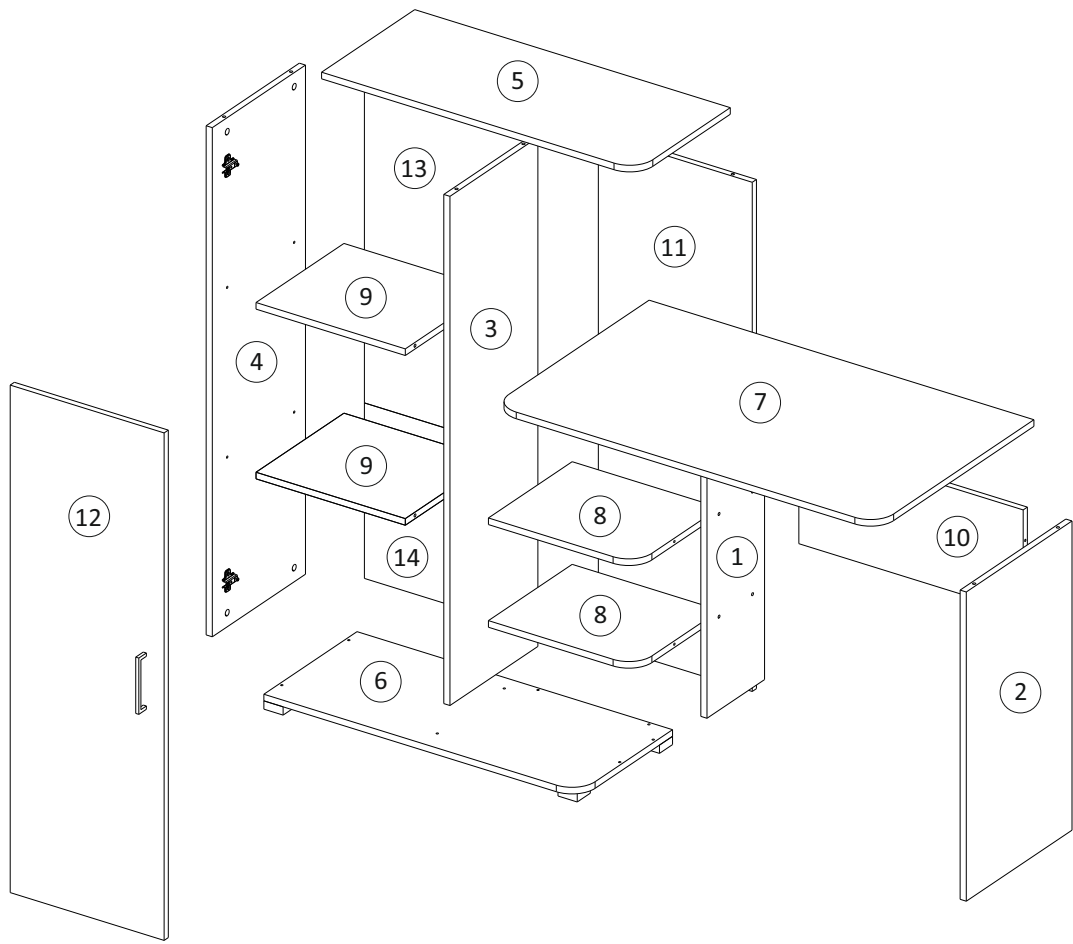
⚠ Uwaga • Upozornění • Achtung • Attention • Caution • Figyelem ⚠ Attenzione • Opgelet • Внимание • Atenție • Upozornenie • Dikkat	
PL	Czyszczenie należy wykonać wyłącznie za pomocą ściereczki lub lekko nawilżonego ręcznika. Nie stosować środków czyszczących do szorowania.
CZ	Čistění je nutné vykonávat výhradně pomocí utěrky nebo lehce navlhčeného ručníku. Nepoužívejte čističe obsahující abrazivní částice.
D	Bitte nur mit einem Staubtuch oder leicht feuchtem Lappen reinigen. Keine scheuernden Putzmittel verwenden.
GB	Please only clean with a duster or a damp cloth. Do not use any abrasive cleaners.
F	Le nettoyage se fait uniquement à l'aide d'un torchon ou d'une serviette légèrement mouillée.
HU	A tisztítás kizárólag törülköh vagy enyhén nedvesített törölköző segítségével végezhető. Súroló hatású tisztítószerket nem szabad használni.
I	Pulire esclusivamente con un panno o un asciugamano umido.
NL	Reinig alleen met een stofdoek of een lichtjes vochtige doek. Gebruik geen schurende poetsmiddelen.
RU	Очищайте от пыли тряпкой или слегка влажной ветошью. Не допускается применение чистящих средств, не предназначенных для ухода за мебелью.
RO	Curățarea trebuie efectuată numai cu o cârpă sau cu un prosop ușor umezit. Nu utilizați agenți de curățare abrazivi.
SK	Čistení je nutné vykonávať výhradne pomocí utierky alebo ľahko zvlhnutým ručníkom. Nepoužívajte čistiace prostriedky obsahujúce abrazívne častice.
TR	Lütfen sadece bir toz bezilye veya hafif nemli yumuşak bir bezle siliniz. Aşındırıcı temizlik malzemeleri kullanmayınız.



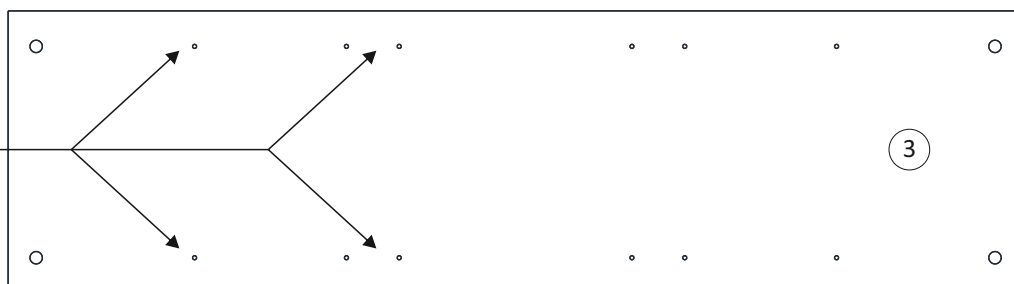
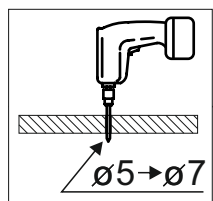
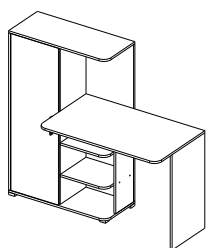
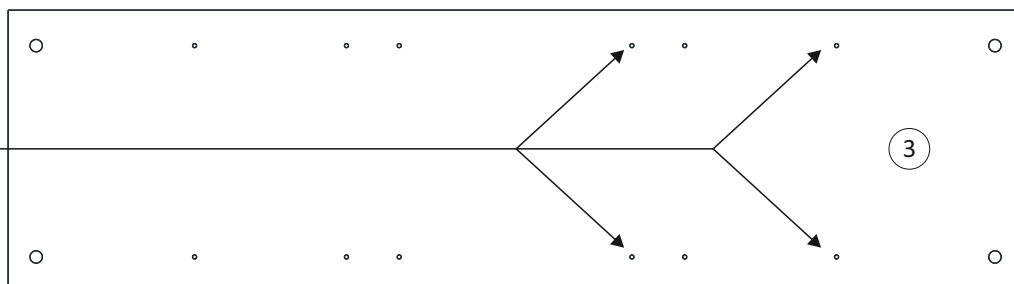
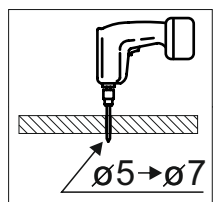
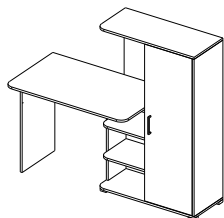
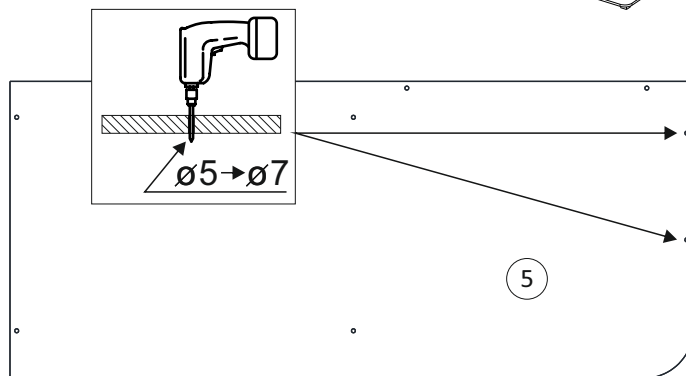
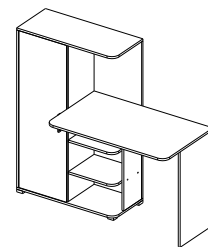
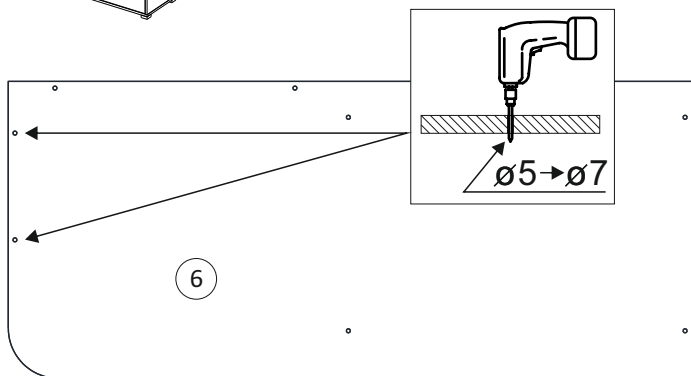
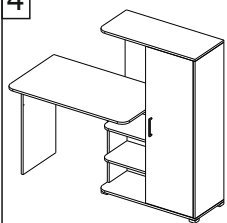
**Karta serwisowa • Servisní list • Service Karte • Service card • Carte de service • Szervizkártya  
Scheda di servizio • Service kaart • Сервисная карта • Fisa service • Servisný list • Servis karti**

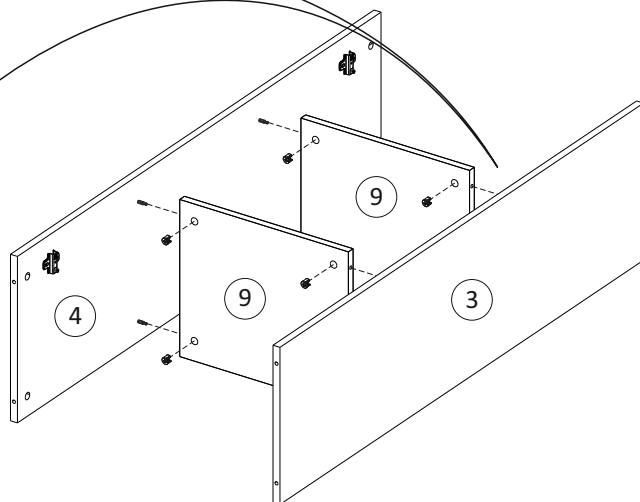
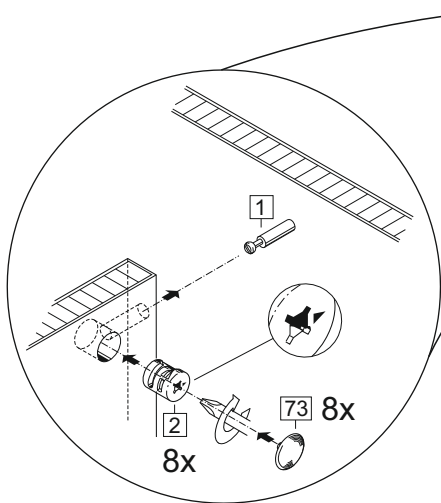
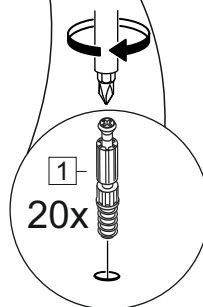
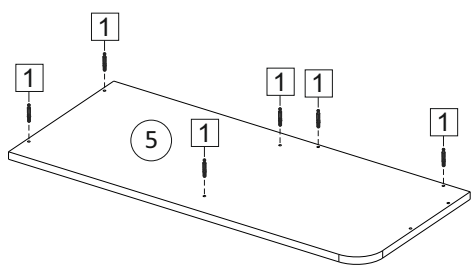
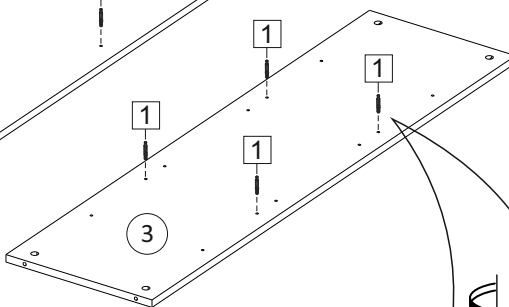
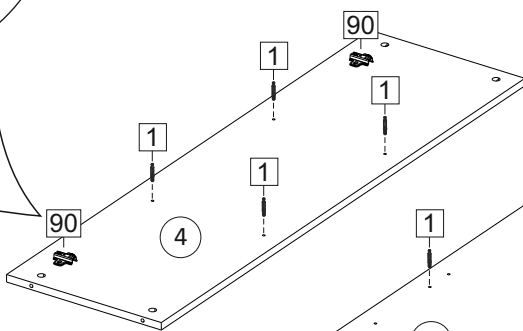
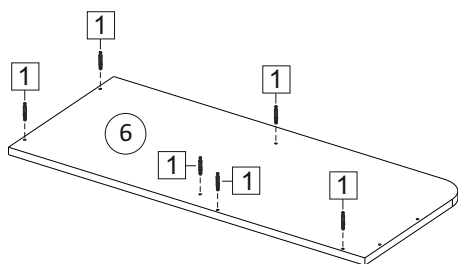
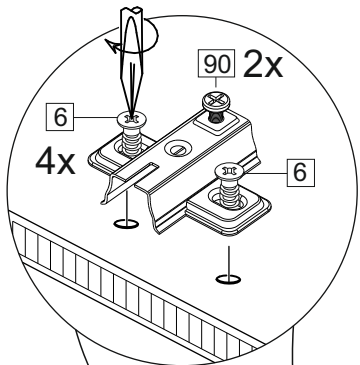
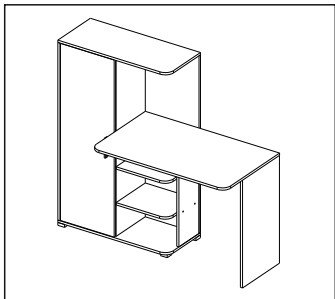


1		2		5	7x50	6	6,3x10,5	18	3,5x15
									
24 x		24 x		18 x		4 x		30 x	
15		38		44		45		48	2x20
									
1 x		5 x		3 x		3 x		38 x	
71	∅ 5 mm	72		73		76		90	Hinge C
									
12 x		16 x		20 x		2 x		2 x	
126	C42 128 mm	131							
									
1 x		4 x							



4





6

