


DELTA

BATTERY



КАТАЛОГ ПРИМЕНЯЕМОСТИ
АККУМУЛЯТОРОВ DELTA

ПРИМЕНЯЕМОСТЬ АККУМУЛЯТОРОВ

МОТОЦИКЛЫ И СКУТЕРЫ 11

Aprilia 11
ATK 14
Bajaj 14
Baltmotors 14
Benelli 14
BETAMOTOR 14
Big Dog 14
Bimota 14
BMW 15
BRP 23
BSV 23
Buell 23
Cagiva 24
Cannondale 25
CCM 25
CHANGZHOU GUANGYANG 25
CHONGQING LONGCIN 25
DACHANGJIANG 26
DAELIM 26
DERBI 26
Ducati 26
E-Ton 30
Excelsior-Henderson 30
FANTIC MOTOR 30
GARELLI 30
Gas Gas 31
Gilera 31
GUANGYANG MOTOR 32
GUANGZHOU HUANAN 32
HAOJIN 32
Harley-Davidson 32
HERCULES (SACHS) 37
HMZ 37
Honda 37
Husaberg 53
Husqvarna 54
Hyosung 54
Indian 55
IRBIS 56
ITALJET 56
JIA LING HONDA 56
JINAN SUZUKI 57
JINCHERG GROUP 57
KASEA 57
Kawasaki 57
KL-SHELUNG 71
KTM 71
Kymco 75
LAVERDA 76
LEM 76
LIFAN 76
MALAGUTTI 76
MBK 77
MORINI 77
Moto Guzzi 77
MOTRON 80
MV Agusta 80
Norton 80
OZBIKE 80
PANDA MOTOR SPORTS 80
PATRON 81
PEUGEOT 81
PGO 82
Piaggio 82
Piaggio-Gilera 84
Piaggio-Vespa 84
POLARIS VICTORY 85
POLARIS Slingshot 85
PUCH 85
QIANJIANG 85
RACER 85
RIZZATO 85
Royal Enfield 85
SHANGHAI YAMAHA 86
SUNDIRO HONDA 86
Suzuki 86
SYM 96
TGB/WINKING 97
Triumph 97
WuYang-HONDA 101
XinDaZhou HONDA 101
Yamaha 101
ZengChengHaiLi 115
ZongShen Piaggio 115

КВАДРОЦИКЛЫ И БАГГИ 116

Aeon 116
Arctic Cat 116
Baltmotors 120
BRP 120
CANNONDALE 122
CF Moto 122
E-Ton 122
Honda 123
Hyosung 128
IRBIS 128
Kasea 128
Kawasaki 128
KTM 130
Kymco 130
Patron 130
Polaris 130
Qianjiang 134
STELS 134
Suzuki 134
Yamaha 137
Русская механика 140

СНЕГОХОДЫ 141

Arctic cat 141
BRP 147
Kawasaki 148
Polaris 148
STELS 151
Yamaha 151
Русская Механика 155

ГИДРОЦИКЛЫ 156

Aqua-Jet 156
Arctic Cat 156
BRP 156
Honda 157
Kawasaki 157
S.O.S. 160
Ultranautics 160
Wet Jet 160

МОТОБУКСИРОВЩИКИ 160

Baltmotors 160

СОТНИ ТЫСЯЧ РОССИЙСКИХ ВЛАДЕЛЬЦЕВ МОТОТЕХНИКИ ЕЖЕГОДНО ВЫБИРАЮТ АККУМУЛЯТОРЫ МАРКИ DELTA

Широкая модельная линейка, современные технологии производства, комфортная цена, все это гарантирует максимальное удовольствие от каждой поездки вместе с DELTA. Ассортимент наших стартерных батарей позволяет обеспечить каждый тип мототехники правильно подобранным аккумулятором. В этом каталоге представлено порядка 9 тысяч моделей дорожных и водных мотоциклов, скутеров, снегоходов, квадроциклов и других транспортных средств, для каждого из которых нашелся свой аккумулятор из линеек DELTA CT и DELTA EPS.

DELTA
CT

будет идеальным партнером для городского мотоциклиста.

Широчайшая модельная линейка, предлагающая аккумуляторы емкостью от 2,5 Ач до 30 Ач, позволит подобрать подходящую батарею для любой мототехники – от скутера до супербайка. А технология AGM обеспечит исключительную производительность и устойчивость к циклированию при любом стиле езды, а также возможность эксплуатации аккумулятора в любом положении.

DELTA
EPS

подойдет для любителей экстремальных условий и бездорожья, а так же для владельцев самых мощных моторов.

Аккумулятор из линейки EPS запустит двигатель при температуре до -50 градусов. Технология NANO-GEL обеспечивает виброустойчивость и герметичность, усиленные клеммы выдержат протекание самых высоких пусковых токов. DELTA серии EPS обеспечивает до 100% больший ток холодной прокрутки и в 4 раза большую устойчивость к циклам заряда/разряда по сравнению с обычными заправленными аккумуляторами.

В ГОРОДЕ ИЛИ НА БЕЗДОРОЖЬЕ, В СНЕЖНОЙ ПУСТЫНЕ ИЛИ НА ПРИБРЕЖНЫХ ВОЛНАХ, ВЕЗДЕ, ГДЕ БЫ НЕ ПРОЛЕГАЛ ВАШ ПУТЬ, ВЫБРАВ DELTA, ВЫ МОЖЕТЕ БЫТЬ УВЕРЕНЫ В НАДЕЖНОМ ЗАПУСКЕ ДВИГАТЕЛЯ И БЕСПРОБЛЕМНОЙ РАБОТЕ ВАШЕГО АККУМУЛЯТОРА.

СЕРИЯ СТ



Свинцово-кислотные аккумуляторы **DELTA** серии **СТ** произведены по технологии AGM (Absorbent Glass Mat) специально для систем, где используется многократный мощный разряд.

Отвечают международным стандартам безопасности, рекомендованы для применения в мотоциклах, скутерах, водных мотоциклах, квадроциклах, мотовездеходах, а также бензиновых и дизельных генераторах. Аккумуляторы **DELTA** серии **СТ** – это привлекательная цена, отличные характеристики и высокая надежность.

СФЕРЫ ПРИМЕНЕНИЯ:

- Мотоциклы
- Скутеры
- Квадроциклы
- Мотовездеходы
- Гидроциклы
- Снегоходы
- Мотобуксировщики
- Дизель и бензогенераторные установки

ОСНОВНЫЕ ХАРАКТЕРИСТИКИ АККУМУЛЯТОРОВ DELTA СТ



Технология AGM



Герметизированные



Устойчивые к вибрации



Необслуживаемые



Повышенные
стартерные токи




Работают
в любом положении



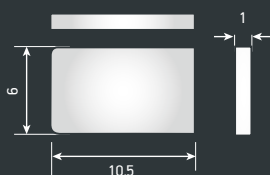
Корпус из высококачественного
пластика ABS

СХЕМЫ КЛЕММ

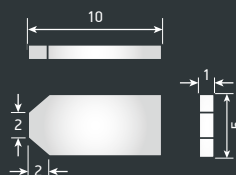


Болт + гайка

САМОРАЗРЯД: Менее 3% в месяц
Напряжение постоянного подзаряда:
14,4 – 14,8 В

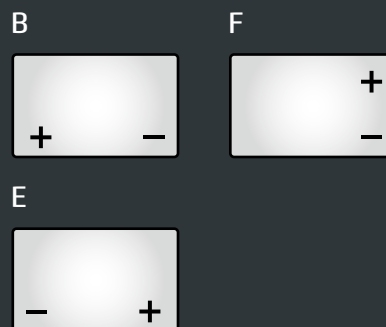


Нож СТ1



Нож СТ2

ТИПЫ КОРПУСОВ



КОНСТРУКЦИЯ

| Компонент | ПОЛОЖ. ПЛАСТИНА | ОТРИЦ. ПЛАСТИНА | КОНТЕЙНЕР | КРЫШКА | КЛАПАН | КЛЕММЫ | СЕПАРАТОР | ЭЛЕКТРОЛИТ |
|-----------|-----------------|-----------------|-----------|--------|--------|--------|---------------|----------------|
| Материал | ДИОКСИД СВИНЦА | СВИНЕЦ | ABS | ABS | КАУЧУК | МЕДЬ | СТЕКЛОВОЛОКНО | СЕРНАЯ КИСЛОТА |

| МОДЕЛЬ АККУМУЛЯТОРА | СООТВЕТСТВИЕ КОДУ JIS | НАПРЯЖЕНИЕ, В | ЕМКОСТЬ, АЧ | СТАРТЕРНЫЙ ТОК, А | РАЗМЕРЫ, ММ (ДxШxВ) | ПОЛЯРНОСТЬ |
|---------------------|---|---------------|-------------|-------------------|---------------------|----------------|
| СТ 12025 | YT4B-BS | 12 | 2.5 | 40 | 114x39x87 | боковые |
| СТ 12026 | YTR4A-BS | 12 | 2.5 | 45 | 115x50x86 | боковые |
| СТ 1204 | YB4L-B, YB4L-A, YTX4L-BS | 12 | 4 | 50 | 114x70x87 | обратная (- +) |
| СТ 1205 | YTX5L-BS, YTZ7S, YT5L-BS | 12 | 5 | 80 | 114x70x106 | обратная (- +) |
| СТ 1205.1 | 12N5-3B, YB5L-B | 12 | 5 | 65 | 120x61x129 | обратная (- +) |
| СТ 1207 | YTX7A-BS | 12 | 7 | 105 | 150x86x94 | прямая (+ -) |
| СТ 1207.1 | YTX7L-BS | 12 | 7 | 100 | 114x70x132 | обратная (- +) |
| СТ 1207.2 | YTZ7S | 12 | 7 | 130 | 114x70x108 | обратная (- +) |
| СТ 1208 | YT7B-BS, YT7B-4, YT9B-BS | 12 | 8 | 110 | 150x66x95 | прямая (+ -) |
| СТ 1209 | YTX9-BS, YTX9 | 12 | 9 | 135 | 150x86x108 | прямая (+ -) |
| СТ 1209.1 | YT9B-BS | 12 | 9 | 115 | 151x71x107 | прямая (+ -) |
| СТ 1210 | YB9A-A, YB9-B, 12N9-4B-1 | 12 | 10 | 100 | 137x77x135 | прямая (+ -) |
| СТ 1210.1 | YTZ10S | 12 | 10 | 190 | 150x86x93 | прямая (+ -) |
| СТ 1211 | YTZ12S, YTZ14S | 12 | 11 | 210 | 151x86x112 | прямая (+ -) |
| СТ 1212 | YTX14-BS, YTX12-BS | 12 | 12 | 180 | 150x86x131 | прямая (+ -) |
| СТ 1212.1 | YT12B-BS | 12 | 12 | 155 | 151x71x130 | прямая (+ -) |
| СТ 1212.2 | YT14B-BS | 12 | 14 | 155 | 151x71x146 | прямая (+ -) |
| СТ 1214 | YTX14-BS, YTX14H-BS, YTX16-BS, YB16B-A | 12 | 14 | 200 | 151x88x147 | прямая (+ -) |
| СТ 1214.1 | YB14-BS, YTX14AH, YTX14AH-BS | 12 | 14 | 165 | 132x89x164 | прямая (+ -) |
| СТ 1216.1 | YTX16-BS, YB16B-A | 12 | 16 | 230 | 151x88x164 | прямая (+ -) |
| СТ 1216 | YB16AL-A2 | 12 | 16 | 200 | 205x70x162 | обратная (- +) |
| СТ 1218 | YTX20-BS, YTX20H, YB16-B-CX, YB16-B, YB18-A | 12 | 18 | 270 | 177x88x154 | прямая (+ -) |
| СТ 1220 | Y50-N18L-A3, YTX24HL-BS, YTX24HL | 12 | 20 | 250 | 204x91x159 | обратная (- +) |
| СТ 1220.1 | YT19BL-BS | 12 | 20 | 260 | 181x77x167 | обратная (- +) |
| СТ 12201 | YTX20L-BS, YTX20HL-BS, YB16L-B, YB18L-A | 12 | 20 | 270 | 177x88x154 | обратная (- +) |
| СТ 1230 | YTX30L, YTX30L-BS, YB30L-B | 12 | 30 | 300 | 168x126x175 | обратная (- +) |

СЕРИЯ

EPS



Стартерные аккумуляторы DELTA серии EPS (Extreme Power Series) – это герметизированные, необслуживаемые свинцово-кислотные батареи, произведенные по технологии NANO-GEL специально для мототехники с большим энергопотреблением.

Серия EPS предназначена для запуска двигателей в экстремальных температурных условиях, а также для самых мощных моторов с большим энергопотреблением.

СФЕРЫ ПРИМЕНЕНИЯ:

- Мотоциклы
- Квадроциклы
- Гидроциклы
- Снегоходы

ОСНОВНЫЕ ХАРАКТЕРИСТИКИ АККУМУЛЯТОРОВ DELTA EPS



Технология
NANO-GEL



Максимально высокие
стартерные токи



Устойчивые
к глубокому разряду



Увеличенный
срок службы



Длительный срок
хранения



Специальные
усиленные клеммы



Герметизированные



Устойчивые
к вибрации



Работают
в любом положении



Корпус из высококачественного пластика
ABS

ПРЕДНАЗНАЧЕНО:



Для запуска двигателей в экстремальных температурных условиях



Для дизельных двигателей




Для двигателей больших объемов



Для двигателей интенсивно эксплуатируемой мототехники

СХЕМЫ КЛЕММ



Болт + гайка


САМОРАЗРЯД: Менее 3% в месяц

Напряжение постоянного подзаряда:


14,4 – 14,8 В

ТИПЫ КОРПУСОВ

В



Е



КОНСТРУКЦИЯ

| | | | | | | | | |
|-----------|-----------------|-----------------|-----------|--------|--------|--------|---------------|------------|
| Компонент | ПОЛОЖ. ПЛАСТИНА | ОТРИЦ. ПЛАСТИНА | КОНТЕЙНЕР | КРЫШКА | КЛАПАН | КЛЕММЫ | СЕПАРАТОР | ЭЛЕКТРОЛИТ |
| Материал | ДИОКСИД СВИНЦА | СВИНЕЦ | ABS | ABS | КАУЧУК | МЕДЬ | СТЕКЛОВОЛОКНО | НАНО-ГЕЛЬ |

| МОДЕЛЬ АККУМУЛЯТОРА | СООТВЕТСТВИЕ КОДУ JIS | НАПРЯЖЕНИЕ, В | ЕМКОСТЬ, АЧ | СТАРТЕРНЫЙ ТОК, А | РАЗМЕРЫ, ММ (ДхШхВ) | ПОЛЯРНОСТЬ |
|---------------------|------------------------------|---------------|-------------|-------------------|---------------------|----------------|
| EPS 1214 | YTX14-BS, YTX14H-BS | 12 | 12 | 210 | 149x87x144 | прямая (+ -) |
| EPS 1215 | YTX14L-BS | 12 | 15 | 220 | 149x87x144 | обратная (- +) |
| EPS 1218 | YTX20-BS, YTX20H-BS | 12 | 20 | 270 | 176x87x154 | прямая (+ -) |
| EPS 1218.1 | YTX20CH-BS | 12 | 20 | 250 | 151x87x161 | прямая (+ -) |
| EPS 1220 | YTX24HL-BS, YTX24HL | 12 | 24 | 350 | 205x87x162 | обратная (- +) |
| EPS 12201 | YTX20HL-BS, YTX20L-BS | 12 | 20 | 310 | 176x87x154 | обратная (- +) |
| EPS 1230 | YTX30HL-BS, YTX30L-B, YTX30L | 12 | 30 | 400 | 166x130x175 | обратная (- +) |

ПОЛЕЗНЫЕ СОВЕТЫ ПО ЭКСПЛУАТАЦИИ МОТОАККУМУЛЯТОРОВ DELTA

ЖЕЛАЕМ ХОРОШЕЙ ДОРОГИ И УДОВОЛЬСТВИЯ ОТ СКОРОСТИ!

А ЧТОБЫ НАШ АККУМУЛЯТОР СЛУЖИЛ ВАМ КАК МОЖНО ДОЛЬШЕ —
ОБЯЗАТЕЛЬНО ПРОЧИТАЙТЕ И СЛЕДУЙТЕ ПРАВИЛАМ ЭКСПЛУАТАЦИИ.

- 1.** Внимательно прочитайте эту инструкцию и инструкцию по эксплуатации Вашего транспортного средства.
- 2.** При покупке аккумулятора убедитесь, что он соответствует требованиям технического паспорта Вашего транспортного средства.
- 3.** Установите новую АКБ и обязательно закрепите ее в штатном креплении. Обратите особое внимание на полярность АКБ. Подсоедините АКБ, начиная с клеммы «плюс», и зажмите клеммы с помощью крепежных винтов. Отсоединение АКБ осуществляется в обратном порядке.
- 4.** Пуск стартера производится короткими включениями по 3-5 секунд. Не допускайте разрядки аккумулятора длительной работой в стартерном режиме (более 10 сек и чаще 2 раз/мин, более 10 попыток подряд). Если запуск двигателя не происходит, обратитесь к инструкции по эксплуатации транспортного средства, либо в автосервис. Никогда не доводите АКБ до полного разряда.
- 5.** Не реже 2-х раз в месяц проверяйте крепление батареи в гнезде, надежность контактов батареи и клемм электропроводки, чистоту контактов.
- 6.** Следите за чистотой и отсутствием влаги (льда) на поверхности аккумулятора.
- 7.** При длительных перерывах в эксплуатации (более одного месяца) необходимо подзаряжать батарею до уровня, соответствующего 100% заряду аккумулятора.
- 8.** Следите за исправностью работы бортовой сети транспортного средства и ее элементов.
- 9.** При обнаружении неисправности в работе бортовой сети, при выходе рабочих параметров аккумулятора за границы предельно допустимых, а также в случаях возникновения сомнений у пользователя в исправности батареи, обращайтесь к специалисту с целью поиска и устранения причин неисправности. Если установлено, что причина отказа произошла по вине изготовителя или продавца, батарею заменят на новую.

10. Эксплуатация батарей на транспортных средствах допускается только при исправном электрооборудовании и напряжении зарядки для батарей 14,4 В (максимально допустимое – 14,6 В при 20°C), токе утечки не более 15 мА. Превышение максимально допустимого значения напряжения приводит к повреждению батареи (снижается мощность и срок службы батареи).

11. Аккумуляторные батареи DELTA герметизированные. Вскрывать их категорически запрещено, так как это приводит к разрушению батареи.

12. При 100% уровне заряда АКБ напряжение на клеммах АКБ должно быть не выше максимально допустимого значения 14,4 В без нагрузки и не ниже 13,5 В с нагрузкой (включенный дальний свет) при 2500 об /мин двигателя.

13. Перед продолжительной стоянкой транспортного средства (более 1 месяца) отсоедините АКБ. Полностью зарядите АКБ перед хранением. Хранение в незаряженном виде приведет к выходу аккумуляторной батареи из строя, что не будет являться гарантийным случаем. Оптимально хранить аккумулятор в сухом месте без попадания прямых солнечных лучей при температуре от 0°C до 25°C.

14. Не допускайте глубокого разряда АКБ (ниже 12 В), причиной которого могут быть: невыключенные пользователем потребители энергии в транспортном средстве, короткое замыкание в цепи транспортного средства, неисправность цепи заряда АКБ, когда напряжение в зарядной системе транспортного средства менее 14 В.

ПОМНИТЕ!

- 1.** Запрещается доливать в аккумулятор кислоту или электролит.
- 2.** После покупки аккумулятора следует зарядить его до 100%.
- 3.** При соблюдении правил эксплуатации и обслуживания Ваш аккумулятор прослужит длительное время.

15. При регулярной эксплуатации транспортного средства с исправной бортовой сетью дополнительный подзаряд АКБ не требуется.

16. Температура АКБ перед зарядом должна быть в пределах от +15°C до +25°C. Если измерить температуру нечем, а батарея хранилась при более низкой температуре, то перед включением на заряд необходимо выдержать ее при комнатной температуре не менее 10 часов. Рекомендуемое напряжение заряда – 14,4 В, максимально допустимое – 14,6 В при 20°C, при силе тока (А) не превышающей 1/10 его емкости.

17. Не производите заряд АКБ вблизи открытого пламени и нагревательных приборов, не оставляйте его без присмотра.

18. Перед зарядом АКБ в ТС отсоедините клеммы бортовой сети транспортного средства.

19. Не пользуйтесь открытым пламенем и не курите вблизи АКБ, не допускается искрение контактов, не замыкайте клеммы АКБ различным инструментом.

20. АКБ должны заряжаться только устройствами с автоматическим поддержанием зарядного напряжения.

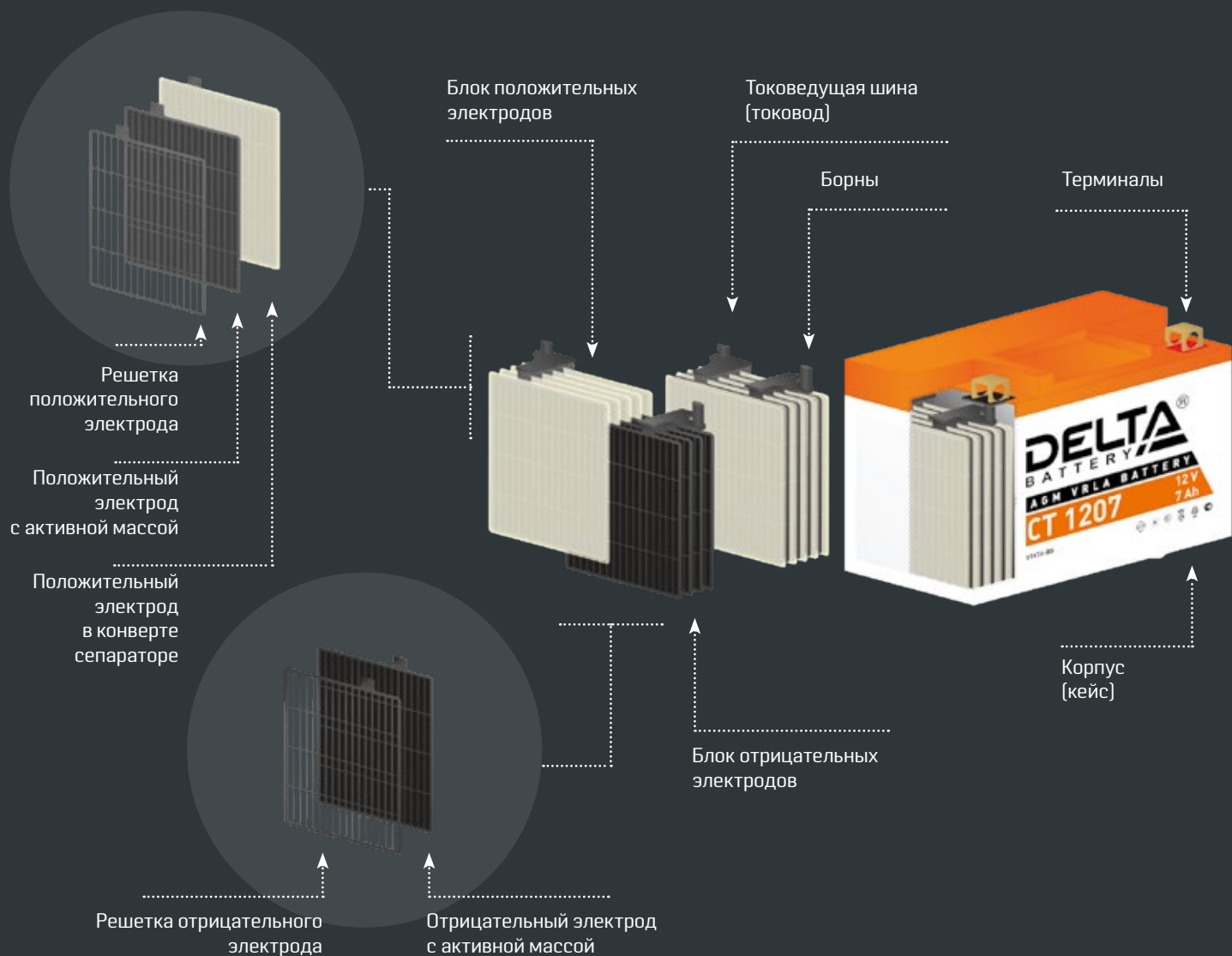
21. Внимание! Нельзя применять для заряда АКБ зарядные устройства постоянного тока.

22. Не допускайте к АКБ детей и домашних животных.

УТИЛИЗАЦИЯ АККУМУЛЯТОРОВ

Вышедшая из строя батарея подлежит обязательной сдаче в пункт приема отработанных аккумуляторов для последующей утилизации.

ВНУТРЕННЕЕ УСТРОЙСТВО АККУМУЛЯТОРА



МОТОЦИКЛЫ И СКУТЕРЫ

| МАРКА | МОДЕЛЬ МОТОЦИКЛА ИЛИ СКУТЕРА | ДАТА ВЫПУСКА | СООТВЕТСТВИЕ JIS-КОДУ | МОДЕЛЬ DELTA |
|----------------|------------------------------|--------------|-----------------------------|--------------------|
| APRILIA | | | | |
| Aprilia | Dorsoduro | 2017 | GYZ16H, YTX14H-BS, YTX14-BS | CT 1214, EPS 1214 |
| Aprilia | Dorsoduro, Caponord | 2017 | GYZ16H, YTX14H-BS, YTX14-BS | CT 1214, EPS 1214 |
| Aprilia | Shiver | 2017 | GYZ16H, YTX14H-BS, YTX14-BS | CT 1214, EPS 1214 |
| Aprilia | Dorsoduro | 2016 | GYZ16H, YTX14-BS | CT 1214, EPS 1214 |
| Aprilia | Mana 850, GT | 2016 | GYZ16H, YTX14H-BS, YTX14-BS | CT 1214, EPS 1214 |
| Aprilia | Dorsoduro, Caponord | 2016 | GYZ16H, YTX14H-BS, YTX14-BS | CT 1214, EPS 1214 |
| Aprilia | RSV4 R, Factory | 2016 | YTZ10S | CT 1210.1 |
| Aprilia | Dorsoduro | 2015 | GYZ16H, YTX14-BS | CT 1214, EPS 1214 |
| Aprilia | Mana 850, GT | 2015 | GYZ16H, YTX14H-BS, YTX14-BS | CT 1214, EPS 1214 |
| Aprilia | Dorsoduro, Caponord | 2015 | GYZ16H, YTX14H-BS, YTX14-BS | CT 1214, EPS 1214 |
| Aprilia | SR50 | 2015 | YB9-B | CT 1210 |
| Aprilia | RSV4 R, Factory | 2015 | YTZ10S | CT 1210.1 |
| Aprilia | Dorsoduro | 2014 | GYZ16H, YTX14-BS | CT 1214, EPS 1214 |
| Aprilia | Mana 850, GT | 2014 | GYZ16H, YTX14H-BS, YTX14-BS | CT 1214, EPS 1214 |
| Aprilia | Dorsoduro, Caponord | 2014 | GYZ16H, YTX14H-BS, YTX14-BS | CT 1214, EPS 1214 |
| Aprilia | SR50 | 2014 | YB9-B | CT 1210 |
| Aprilia | RSV4 R, Factory | 2014 | YTZ10S | CT 1210.1 |
| Aprilia | Dorsoduro | 2013 | GYZ16H, YTX14-BS | CT 1214, EPS 1214 |
| Aprilia | Mana 850, GT | 2013 | GYZ16H, YTX14H-BS, YTX14-BS | CT 1214, EPS 1214 |
| Aprilia | SRV850 | 2013 | GYZ16H, YTX14H-BS, YTX14-BS | CT 1214, EPS 1214 |
| Aprilia | Dorsoduro, Caponord | 2013 | GYZ16H, YTX14H-BS, YTX14-BS | CT 1214, EPS 1214 |
| Aprilia | Sport City | 2013 | YB9-B | CT 1210 |
| Aprilia | Scarabeo ST | 2013 | YB9-B | CT 1210 |
| Aprilia | SR50 | 2013 | YB9-B | CT 1210 |
| Aprilia | Scarabeo | 2013 | YTX12-BS | CT 1212 |
| Aprilia | RS4 125 | 2013 | YTX7L-BS | CT 1207.1 |
| Aprilia | RSV4 R, Factory | 2013 | YTZ10S | CT 1210.1 |
| Aprilia | RS4 50 | 2013 | YTZ7S, YTX5L-BS | CT 1205, CT 1207.2 |
| Aprilia | Dorsoduro | 2012 | GYZ16H, YTX14-BS | CT 1214, EPS 1214 |
| Aprilia | Mana 850, GT | 2012 | GYZ16H, YTX14H-BS, YTX14-BS | CT 1214, EPS 1214 |
| Aprilia | Dorsoduro, Caponord | 2012 | GYZ16H, YTX14H-BS, YTX14-BS | CT 1214, EPS 1214 |
| Aprilia | SRV850 | 2012 | GYZ16H, YTX14H-BS, YTX14-BS | CT 1214, EPS 1214 |
| Aprilia | Sport City | 2012 | YB9-B | CT 1210 |

| МАРКА | МОДЕЛЬ МОТОЦИКЛА ИЛИ СКУТЕРА | ДАТА ВЫПУСКА | СООТВЕТСТВИЕ JIS-КОДУ | МОДЕЛЬ DELTA |
|---------|-------------------------------|--------------|-----------------------------|--------------------|
| Aprilia | Scarabeo ST | 2012 | YB9-B | CT 1210 |
| Aprilia | SR50 | 2012 | YB9-B | CT 1210 |
| Aprilia | Scarabeo | 2012 | YTX12-BS | CT 1212 |
| Aprilia | Pegaso Strada, Factory, Trail | 2012 | YTX12-BS | CT 1212 |
| Aprilia | RS4 125 | 2012 | YTX7L-BS | CT 1207.1 |
| Aprilia | RSV4 R, Factory | 2012 | YTZ10S | CT 1210.1 |
| Aprilia | RS4 50 | 2012 | YTZ7S, YTX5L-BS | CT 1205, CT 1207.2 |
| Aprilia | Dorsoduro | 2011 | GYZ16H, YTX14-BS | CT 1214, EPS 1214 |
| Aprilia | Mana 850, GT | 2011 | GYZ16H, YTX14H-BS, YTX14-BS | CT 1214, EPS 1214 |
| Aprilia | Dorsoduro, Caponord | 2011 | GYZ16H, YTX14H-BS, YTX14-BS | CT 1214, EPS 1214 |
| Aprilia | SR50 | 2011 | YB9-B | CT 1210 |
| Aprilia | Scarabeo ST | 2011 | YB9-B | CT 1210 |
| Aprilia | Sport City | 2011 | YB9-B | CT 1210 |
| Aprilia | RS125 | 2011 | YB9-B | CT 1210 |
| Aprilia | RSV 1000 R, Factory | 2011 | YTX12-BS | CT 1212 |
| Aprilia | Pegaso Strada, Factory, Trail | 2011 | YTX12-BS | CT 1212 |
| Aprilia | Scarabeo | 2011 | YTX12-BS | CT 1212 |
| Aprilia | Tuono 1000 R, Factory | 2011 | YTX12-BS | CT 1212 |
| Aprilia | RS4 125 | 2011 | YTX7L-BS | CT 1207.1 |
| Aprilia | RSV4 R, Factory | 2011 | YTZ10S | CT 1210.1 |
| Aprilia | RS4 50 | 2011 | YTZ7S, YTX5L-BS | CT 1205, CT 1207.2 |
| Aprilia | Dorsoduro | 2010 | GYZ16H, YTX14-BS | CT 1214, EPS 1214 |
| Aprilia | Dorsoduro, Caponord | 2010 | GYZ16H, YTX14H-BS, YTX14-BS | CT 1214, EPS 1214 |
| Aprilia | Mana 850, GT | 2010 | GYZ16H, YTX14H-BS, YTX14-BS | CT 1214, EPS 1214 |
| Aprilia | Sport City | 2010 | YB9-B | CT 1210 |
| Aprilia | Scarabeo ST | 2010 | YB9-B | CT 1210 |
| Aprilia | SR50 | 2010 | YB9-B | CT 1210 |
| Aprilia | Tuono 1000 R, Factory | 2010 | YTX12-BS | CT 1212 |
| Aprilia | Pegaso Strada, Factory, Trail | 2010 | YTX12-BS | CT 1212 |
| Aprilia | Scarabeo | 2010 | YTX12-BS | CT 1212 |
| Aprilia | RSV 1000 R, Factory | 2010 | YTX12-BS | CT 1212 |
| Aprilia | RXV450 | 2010 | YTX7A-BS | CT 1207 |
| Aprilia | SVX550 | 2010 | YTX7A-BS | CT 1207 |
| Aprilia | RXV550 | 2010 | YTX7A-BS | CT 1207 |
| Aprilia | SVX450 | 2010 | YTX7A-BS | CT 1207 |
| Aprilia | Mojito | 2010 | YTX7L-BS | CT 1207.1 |
| Aprilia | RSV4 R, Factory | 2010 | YTZ10S | CT 1210.1 |
| Aprilia | Dorsoduro | 2009 | GYZ16H, YTX14-BS | CT 1214, EPS 1214 |
| Aprilia | Shiver | 2009 | GYZ16H, YTX14H-BS, YTX14-BS | CT 1214, EPS 1214 |
| Aprilia | Mana 850, GT | 2009 | GYZ16H, YTX14H-BS, YTX14-BS | CT 1214, EPS 1214 |
| Aprilia | Scarabeo ST | 2009 | YB9-B | CT 1210 |
| Aprilia | Sport City | 2009 | YB9-B | CT 1210 |
| Aprilia | SR50 | 2009 | YB9-B | CT 1210 |
| Aprilia | RSV 1000 Mille R | 2009 | YTX12-BS | CT 1212 |
| Aprilia | Scarabeo | 2009 | YTX12-BS | CT 1212 |
| Aprilia | RSV 1000 R, Factory | 2009 | YTX12-BS | CT 1212 |
| Aprilia | Tuono 1000 R, Factory | 2009 | YTX12-BS | CT 1212 |
| Aprilia | Pegaso Strada, Factory, Trail | 2009 | YTX12-BS | CT 1212 |
| Aprilia | Mojito | 2009 | YTX7L-BS | CT 1207.1 |
| Aprilia | RSV4 R, Factory | 2009 | YTZ10S | CT 1210.1 |
| Aprilia | Mana 850, GT | 2008 | GYZ16H, YTX14H-BS, YTX14-BS | CT 1214, EPS 1214 |
| Aprilia | Shiver | 2008 | GYZ16H, YTX14H-BS, YTX14-BS | CT 1214, EPS 1214 |
| Aprilia | Sport City | 2008 | YB9-B | CT 1210 |
| Aprilia | Pegaso Strada, Factory, Trail | 2008 | YTX12-BS | CT 1212 |
| Aprilia | RSV 1000 Mille R | 2008 | YTX12-BS | CT 1212 |
| Aprilia | Tuono 1000 R, Factory | 2008 | YTX12-BS | CT 1212 |
| Aprilia | RSV 1000 R, Factory | 2008 | YTX12-BS | CT 1212 |

| МАРКА | МОДЕЛЬ МОТОЦИКЛА ИЛИ СКУТЕРА | ДАТА ВЫПУСКА | СООТВЕТСТВИЕ JIS-КОДУ | МОДЕЛЬ DELTA |
|---------|-------------------------------|--------------|-----------------------------|--------------------|
| Aprilia | Shiver | 2007 | GYZ16H, YTX14H-BS, YTX14-BS | CT 1214, EPS 1214 |
| Aprilia | Mana 850, GT | 2007 | GYZ16H, YTX14H-BS, YTX14-BS | CT 1214, EPS 1214 |
| Aprilia | ETV Caponord | 2007 | GYZ16H, YTX14H-BS, YTX14-BS | CT 1214, EPS 1214 |
| Aprilia | RSV 1000 R, Factory | 2007 | YTX12-BS | CT 1212 |
| Aprilia | Pegaso Strada, Factory, Trail | 2007 | YTX12-BS | CT 1212 |
| Aprilia | RSV 1000 Mille R | 2007 | YTX12-BS | CT 1212 |
| Aprilia | Tuono 1000 R, Factory | 2007 | YTX12-BS | CT 1212 |
| Aprilia | ETV Caponord | 2006 | GYZ16H, YTX14H-BS, YTX14-BS | CT 1214, EPS 1214 |
| Aprilia | RSV 1000 Mille R | 2006 | YTX12-BS | CT 1212 |
| Aprilia | RSV 1000 R, Factory | 2006 | YTX12-BS | CT 1212 |
| Aprilia | Pegaso Strada, Factory, Trail | 2006 | YTX12-BS | CT 1212 |
| Aprilia | Tuono 1000 R, Factory | 2006 | YTX12-BS | CT 1212 |
| Aprilia | ETV Caponord | 2005 | GYZ16H, YTX14H-BS, YTX14-BS | CT 1214, EPS 1214 |
| Aprilia | RSV 1000 Mille R | 2005 | YTX12-BS | CT 1212 |
| Aprilia | Tuono 1000 R, Factory | 2005 | YTX12-BS | CT 1212 |
| Aprilia | RSV 1000 R, Factory | 2005 | YTX12-BS | CT 1212 |
| Aprilia | Pegaso Strada, Factory, Trail | 2005 | YTX12-BS | CT 1212 |
| Aprilia | Scarabeo | 2005 | YTX14AHL-BS | CT 1214.1 |
| Aprilia | Mojito | 2005 | YTX7L-BS | CT 1207.1 |
| Aprilia | SR50 Ditech | 2005 | YTZ7S, YTX5L-BS | CT 1205, CT 1207.2 |
| Aprilia | ETV Caponord | 2004 | GYZ16H, YTX14H-BS, YTX14-BS | CT 1214, EPS 1214 |
| Aprilia | Tuono 1000 R, Factory | 2004 | YTX12-BS | CT 1212 |
| Aprilia | RSV 1000 Mille R | 2004 | YTX12-BS | CT 1212 |
| Aprilia | RST Futura | 2004 | YTX12-BS | CT 1212 |
| Aprilia | RSV 1000 R, Factory | 2004 | YTX12-BS | CT 1212 |
| Aprilia | Mojito | 2004 | YTX7L-BS | CT 1207.1 |
| Aprilia | SR50 Ditech | 2004 | YTZ7S, YTX5L-BS | CT 1205, CT 1207.2 |
| Aprilia | SL Falco | 2003 | GYZ16H, YTX14H-BS, YTX14-BS | CT 1214, EPS 1214 |
| Aprilia | ETV Caponord | 2003 | GYZ16H, YTX14H-BS, YTX14-BS | CT 1214, EPS 1214 |
| Aprilia | RST Futura | 2003 | YTX12-BS | CT 1212 |
| Aprilia | Tuono 1000 R, Factory | 2003 | YTX12-BS | CT 1212 |
| Aprilia | RSV 1000 Mille R | 2003 | YTX12-BS | CT 1212 |
| Aprilia | Atlantic | 2003 | YTX14AHL-BS | CT 1214.1 |
| Aprilia | SR50 Ditech | 2003 | YTZ7S, YTX5L-BS | CT 1205, CT 1207.2 |
| Aprilia | ETV Caponord | 2002 | GYZ16H, YTX14H-BS, YTX14-BS | CT 1214, EPS 1214 |
| Aprilia | SL Falco | 2002 | GYZ16H, YTX14H-BS, YTX14-BS | CT 1214, EPS 1214 |
| Aprilia | RSV 1000 Mille R | 2002 | YTX12-BS | CT 1212 |
| Aprilia | RST Futura | 2002 | YTX12-BS | CT 1212 |
| Aprilia | SR50 Ditech | 2002 | YTZ7S, YTX5L-BS | CT 1205, CT 1207.2 |
| Aprilia | SL Falco | 2001 | GYZ16H, YTX14H-BS, YTX14-BS | CT 1214, EPS 1214 |
| Aprilia | ETV Caponord | 2001 | GYZ16H, YTX14H-BS, YTX14-BS | CT 1214, EPS 1214 |
| Aprilia | RSV 1000 Mille R | 2001 | YTX12-BS | CT 1212 |
| Aprilia | RST Futura | 2001 | YTX12-BS | CT 1212 |
| Aprilia | SR50 Ditech | 2001 | YTZ7S, YTX5L-BS | CT 1205, CT 1207.2 |
| Aprilia | SL Falco | 2000 | GYZ16H, YTX14H-BS, YTX14-BS | CT 1214, EPS 1214 |
| Aprilia | RSV 1000 Mille R | 2000 | YTX12-BS | CT 1212 |
| Aprilia | RSV 1000 Mille SP | 1999 | YTX12-BS | CT 1212 |
| Aprilia | RSV 1000 Mille SP | 1998 | YTX12-BS | CT 1212 |
| Aprilia | RSV 1000 Mille SP | 1997 | YTX12-BS | CT 1212 |
| Aprilia | RSV 1000 Mille SP | 1996 | YTX12-BS | CT 1212 |
| Aprilia | Pegaso | 1996 | YTX14AHL-BS, SYB14L-A2 | CT 1214.1 |
| Aprilia | RSV 1000 Mille SP | 1995 | YTX12-BS | CT 1212 |
| Aprilia | Pegaso | 1995 | YTX14AHL-BS, SYB14L-A2 | CT 1214.1 |
| Aprilia | RSV 1000 Mille SP | 1994 | YTX12-BS | CT 1212 |
| Aprilia | Pegaso | 1994 | YTX14AHL-BS, SYB14L-A2 | CT 1214.1 |
| Aprilia | RSV 1000 Mille SP | 1993 | YTX12-BS | CT 1212 |
| Aprilia | Pegaso | 1993 | YTX14AHL-BS, SYB14L-A2 | CT 1214.1 |

| МАРКА | МОДЕЛЬ МОТОЦИКЛА ИЛИ СКУТЕРА | ДАТА ВЫПУСКА | СООТВЕТВИЕ JIS-КОДУ | МОДЕЛЬ DELTA |
|-------------------|------------------------------|--------------|------------------------------------|---------------------|
| Aprilia | RSV 1000 Mille SP | 1992 | YTX12-BS | CT 1212 |
| Aprilia | Pegaso | 1992 | YTX14AHL-BS, SYB14L-A2 | CT 1214.1 |
| Aprilia | RSV 1000 Mille SP | 1991 | YTX12-BS | CT 1212 |
| Aprilia | RSV 1000 Mille SP | 1990 | YTX12-BS | CT 1212 |
| Aprilia | RSV 1000 Mille SP | 1989 | YTX12-BS | CT 1212 |
| ATK | | | | |
| ATK | All Electric Start Models | 2001 | YTX7L-BS | CT 1207.1 |
| ATK | All Electric Start Models | 2000 | YTX7L-BS | CT 1207.1 |
| ATK | All Electric Start Models | 1999 | YTX7L-BS | CT 1207.1 |
| ATK | All Electric Start Models | 1998 | YTX7L-BS | CT 1207.1 |
| ATK | All Electric Start Models | 1997 | YTX7L-BS | CT 1207.1 |
| ATK | All Electric Start Models | 1996 | YTX7L-BS | CT 1207.1 |
| ATK | All Electric Start Models | 1995 | YTX9-BS | CT 1209 |
| ATK | All Electric Start Models | 1994 | YTX9-BS | CT 1209 |
| ATK | All Electric Start Models | 1993 | YTX9-BS | CT 1209 |
| ATK | All Electric Start Models | 1992 | YTX9-BS | CT 1209 |
| ATK | All Electric Start Models | 1991 | YTX9-BS | CT 1209 |
| BAJAJ | | | | |
| Bajaj | Pulsar 150 | | YTX5L-BS, YTX5L-BS, YTZ7S, YT5L-BS | CT 1205 |
| Bajaj | V 150 | | YTX5L-BS, YTX5L-BS, YTZ7S, YT5L-BS | CT 1205 |
| Bajaj | boxer | | YB5L-BS | CT 1205.1 |
| Bajaj | boxer X | | YB5L-BS | CT 1205.1 |
| Bajaj | Pulsar RS 200 | | YTX9-BS | CT 1209 |
| Bajaj | Pulsar AS 200 | | YTX9-BS | CT 1209 |
| Bajaj | Pulsar NS 200 | | YTX9-BS | CT 1209 |
| Bajaj | Avenger Street 220 | | YB9A-A, YB9A-A, YB9-B, 12N9-4B-1 | CT 1210 |
| Bajaj | Avenger Cruise 220 | | YB9A-A, YB9A-A, YB9-B, 12N9-4B-1 | CT 1210 |
| BALTMOTORS | | | | |
| Baltmotors | GALACTICA 125 DD | | YTX7A-BS | CT 1207 |
| Baltmotors | CLASSIC 200 | | YB9A-A, YB9A-A, YB9-B, 12N9-4B-1 | CT 1210 |
| Baltmotors | S-1 | | YB9A-A, YB9A-A, YB9-B, 12N9-4B-1 | CT 1210 |
| Baltmotors | DAKAR 250 E/M | | YTX5L-BS, YTX5L-BS, YTZ7S, YT5L-BS | CT 1205 |
| Baltmotors | ENDURO/MOTARD 250 DD | | YB9A-A, YB9A-A, YB9-B, 12N9-4B-1 | CT 1210 |
| Baltmotors | STRIT 250 DD | | YB9A-A, YB9A-A, YB9-B, 12N9-4B-1 | CT 1210 |
| BENELLI | | | | |
| Benelli | 900 (6 Cilindri) | ALLYEARS | GYZ32HL, YIX30L-BS, 53030 | CT 1230, EPS 1230 |
| Benelli | 125 Jarno [c/avv.] | ALLYEARS | YB9-B | CT 1210 |
| Benelli | 125CS | ALLYEARS | YB9-B | CT 1210 |
| BETAMOTOR | | | | |
| BETAMOTOR | Eikon | 2000 | YT4L-BS, YTX4L-BS, YT4L-BS | CT 1204 |
| BETAMOTOR | Eikon | 2000 | YTX9-BS | CT 1209 |
| BETAMOTOR | Eikon | 2000 | YTX9-BS | CT 1209 |
| BETAMOTOR | YB10 Dieci | 2000 | YTX14-BS | CT 1212 |
| BETAMOTOR | Ark Air/Ark Lc | 1997 | YT4L-BS, YTX4L-BS, YT4L-BS | CT 1204 |
| BETAMOTOR | Quadra | 1997 | YT4L-BS, YTX4L-BS, YT4L-BS | CT 1204 |
| BETAMOTOR | Chrono | 1995 | YT4L-BS, YTX4L-BS, YT4L-BS | CT 1204 |
| BETAMOTOR | Adventure | - | YT4L-BS, YTX4L-BS, YT4L-BS | CT 1204 |
| BETAMOTOR | Tempo | - | YT4L-BS, YTX4L-BS, YT4L-BS | CT 1204 |
| BIG DOG | | | | |
| Big Dog | All Models | ALLYEARS | YTX20HL-BS | CT 12201, EPS 12201 |
| BIMOTA | | | | |
| Bimota | SB8R, SB8RS | 2000 | YTX12-BS | CT 1212 |
| Bimota | YB11 | 1999 | YTX12-BS | CT 1212 |
| Bimota | SB8R, SB8RS | 1999 | YTX12-BS | CT 1212 |

| МАРКА | МОДЕЛЬ МОТОЦИКЛА ИЛИ СКУТЕРА | ДАТА ВЫПУСКА | СООТВЕТСТВИЕ JIS-КОДУ | МОДЕЛЬ DELTA |
|------------|--|--------------|-----------------------------|-------------------|
| Bimota | SB6R | 1999 | YTX12-BS | CT 1212 |
| Bimota | DB3 Mantra | 1999 | YTX7L-BS | CT 1207.1 |
| Bimota | SB8R, SB8RS | 1998 | YTX12-BS | CT 1212 |
| Bimota | YB11 | 1998 | YTX12-BS | CT 1212 |
| Bimota | SB6R | 1998 | YTX12-BS | CT 1212 |
| Bimota | DB3 Mantra | 1998 | YTX7L-BS | CT 1207.1 |
| Bimota | YB11 | 1997 | YTX12-BS | CT 1212 |
| Bimota | SB6R | 1997 | YTX12-BS | CT 1212 |
| Bimota | SB6, SB7 | 1997 | YTX7L-BS | CT 1207.1 |
| Bimota | DB3 Mantra | 1997 | YTX7L-BS | CT 1207.1 |
| Bimota | YB11 | 1996 | YTX12-BS | CT 1212 |
| Bimota | SB6, SB7 | 1996 | YTX7L-BS | CT 1207.1 |
| Bimota | YB8/YB10 | 1995 | YTX14AHL-BS, SYB14L-A2 | CT 1214.1 |
| Bimota | SB6, SB7 | 1995 | YTX7L-BS | CT 1207.1 |
| Bimota | YB8/YB10 | 1994 | YTX14AHL-BS, SYB14L-A2 | CT 1214.1 |
| Bimota | YB8/YB10 | 1993 | YTX14AHL-BS, SYB14L-A2 | CT 1214.1 |
| Bimota | YB8/YB10 | 1992 | YTX14AHL-BS, SYB14L-A2 | CT 1214.1 |
| BMW | | | | |
| BMW | R nine T Scrambler, Pure, Racer, Urban | 2019 | GYZ16H, YTX14H-BS, YTX14-BS | CT 1214, EPS 1214 |
| BMW | G 310 R, GS | 2019 | YTX9-BS | CT 1209 |
| BMW | R1200RS | 2018 | GYZ16H, YTX14H-BS, YTX14-BS | CT 1214, EPS 1214 |
| BMW | R nine T | 2018 | GYZ16H, YTX14H-BS, YTX14-BS | CT 1214, EPS 1214 |
| BMW | R nine T Scrambler, Pure, Racer, Urban | 2018 | GYZ16H, YTX14H-BS, YTX14-BS | CT 1214, EPS 1214 |
| BMW | C650 GT, Sport | 2018 | GYZ16H, YTX14H-BS, YTX14-BS | CT 1214, EPS 1214 |
| BMW | F800ST, GS, GT, R, ADV | 2018 | GYZ16H, YTX14H-BS, YTX14-BS | CT 1214, EPS 1214 |
| BMW | F700GS | 2018 | GYZ16H, YTX14H-BS, YTX14-BS | CT 1214, EPS 1214 |
| BMW | R1200RT | 2018 | YTX20CH-BS, YTX16-BS | EPS 1218.1 |
| BMW | C650 Evolution | 2018 | YTX9-BS | CT 1209 |
| BMW | G 310 R, GS | 2018 | YTX9-BS | CT 1209 |
| BMW | F700GS (auxiliary battery) | 2018 | YTZ14S | CT 1211 |
| BMW | C650 GT, Sport | 2017 | GYZ16H, YTX14H-BS, YTX14-BS | CT 1214, EPS 1214 |
| BMW | R nine T Scrambler, Pure, Racer, Urban | 2017 | GYZ16H, YTX14H-BS, YTX14-BS | CT 1214, EPS 1214 |
| BMW | R1200RS | 2017 | GYZ16H, YTX14H-BS, YTX14-BS | CT 1214, EPS 1214 |
| BMW | F700GS | 2017 | GYZ16H, YTX14H-BS, YTX14-BS | CT 1214, EPS 1214 |
| BMW | R1200GS | 2017 | GYZ16H, YTX14H-BS, YTX14-BS | CT 1214, EPS 1214 |
| BMW | F800ST, GS, GT, R, ADV | 2017 | GYZ16H, YTX14H-BS, YTX14-BS | CT 1214, EPS 1214 |
| BMW | R nine T | 2017 | GYZ16H, YTX14H-BS, YTX14-BS | CT 1214, EPS 1214 |
| BMW | K1600GT, GTL | 2017 | YT19BL-BS, 51913 | CT 1220.1 |
| BMW | R1200RT | 2017 | YTX20CH-BS, YTX16-BS | EPS 1218.1 |
| BMW | K1600 Bagger | 2017 | YTX20CH-BS, YTX16-BS | EPS 1218.1 |
| BMW | G 310 R, GS | 2017 | YTX9-BS | CT 1209 |
| BMW | C650 Evolution | 2017 | YTX9-BS | CT 1209 |
| BMW | S1000XR | 2017 | YTX9-BS | CT 1209 |
| BMW | S1000R | 2017 | YTZ10S | CT 1210.1 |
| BMW | R1200GS Adventure | 2017 | YTZ14S | CT 1211 |
| BMW | F700GS (auxiliary battery) | 2017 | YTZ14S | CT 1211 |
| BMW | C650 GT, Sport | 2016 | GYZ16H, YTX14H-BS, YTX14-BS | CT 1214, EPS 1214 |
| BMW | K1300R, S | 2016 | GYZ16H, YTX14H-BS, YTX14-BS | CT 1214, EPS 1214 |
| BMW | F700GS | 2016 | GYZ16H, YTX14H-BS, YTX14-BS | CT 1214, EPS 1214 |
| BMW | R1200RT | 2016 | GYZ16H, YTX14H-BS, YTX14-BS | CT 1214, EPS 1214 |
| BMW | R nine T | 2016 | GYZ16H, YTX14H-BS, YTX14-BS | CT 1214, EPS 1214 |
| BMW | C600, Sport | 2016 | GYZ16H, YTX14H-BS, YTX14-BS | CT 1214, EPS 1214 |
| BMW | R1200S, R | 2016 | GYZ16H, YTX14H-BS, YTX14-BS | CT 1214, EPS 1214 |
| BMW | R1200GS | 2016 | GYZ16H, YTX14H-BS, YTX14-BS | CT 1214, EPS 1214 |

| МАРКА | МОДЕЛЬ МОТОЦИКЛА ИЛИ СКУТЕРА | ДАТА ВЫПУСКА | СООТВЕТСТВИЕ JIS-КОДУ | МОДЕЛЬ DELTA |
|-------|--|--------------|-----------------------------|--------------------|
| BMW | R1200RS | 2016 | GYZ16H, YTX14H-BS, YTX14-BS | CT 1214, EPS 1214 |
| BMW | R nine T Scrambler, Pure, Racer, Urban | 2016 | GYZ16H, YTX14H-BS, YTX14-BS | CT 1214, EPS 1214 |
| BMW | F800ST, GS, GT, R, ADV | 2016 | GYZ16H, YTX14H-BS, YTX14-BS | CT 1214, EPS 1214 |
| BMW | K1600GT, GTL | 2016 | YT19BL-BS,51913 | CT 1220.1 |
| BMW | C650 Evolution | 2016 | YTX9-BS | CT 1209 |
| BMW | S1000XR | 2016 | YTX9-BS | CT 1209 |
| BMW | G 310 R | 2016 | YTX9-BS | CT 1209 |
| BMW | G 310 R, GS | 2016 | YTX9-BS | CT 1209 |
| BMW | S1000XR DWA | 2016 | YTZ10S | CT 1210.1 |
| BMW | S1000R | 2016 | YTZ10S | CT 1210.1 |
| BMW | S1000RR DWA | 2016 | YTZ10S | CT 1210.1 |
| BMW | R1200GS Adventure | 2016 | YTZ14S | CT 1211 |
| BMW | F700GS (auxiliary battery) | 2016 | YTZ14S | CT 1211 |
| BMW | F800GT (auxiliary battery) | 2016 | YTZ14S | CT 1211 |
| BMW | S1000RR | 2016 | YTZ7S | CT 1205, CT 1207.2 |
| BMW | F800ST, GS, GT, R, ADV | 2015 | GYZ16H, YTX14H-BS, YTX14-BS | CT 1214, EPS 1214 |
| BMW | F700GS | 2015 | GYZ16H, YTX14H-BS, YTX14-BS | CT 1214, EPS 1214 |
| BMW | R1200S, R | 2015 | GYZ16H, YTX14H-BS, YTX14-BS | CT 1214, EPS 1214 |
| BMW | R nine T Scrambler, Pure, Racer, Urban | 2015 | GYZ16H, YTX14H-BS, YTX14-BS | CT 1214, EPS 1214 |
| BMW | C650 GT, Sport | 2015 | GYZ16H, YTX14H-BS, YTX14-BS | CT 1214, EPS 1214 |
| BMW | K1300R, S | 2015 | GYZ16H, YTX14H-BS, YTX14-BS | CT 1214, EPS 1214 |
| BMW | R1200GS | 2015 | GYZ16H, YTX14H-BS, YTX14-BS | CT 1214, EPS 1214 |
| BMW | C600, Sport | 2015 | GYZ16H, YTX14H-BS, YTX14-BS | CT 1214, EPS 1214 |
| BMW | R1200RT | 2015 | GYZ16H, YTX14H-BS, YTX14-BS | CT 1214, EPS 1214 |
| BMW | R1200RS | 2015 | GYZ16H, YTX14H-BS, YTX14-BS | CT 1214, EPS 1214 |
| BMW | R nine T | 2015 | GYZ16H, YTX14H-BS, YTX14-BS | CT 1214, EPS 1214 |
| BMW | K1600GT, GTL | 2015 | YT19BL-BS,51913 | CT 1220.1 |
| BMW | S1000RR DWA | 2015 | YTZ10S | CT 1210.1 |
| BMW | S1000R | 2015 | YTZ10S | CT 1210.1 |
| BMW | F800GT (auxiliary battery) | 2015 | YTZ14S | CT 1211 |
| BMW | R1200GS Adventure | 2015 | YTZ14S | CT 1211 |
| BMW | F700GS (auxiliary battery) | 2015 | YTZ14S | CT 1211 |
| BMW | S1000RR | 2015 | YTZ7S | CT 1205, CT 1207.2 |
| BMW | R nine T Scrambler, Pure, Racer, Urban | 2014 | GYZ16H, YTX14H-BS, YTX14-BS | CT 1214, EPS 1214 |
| BMW | F700GS | 2014 | GYZ16H, YTX14H-BS, YTX14-BS | CT 1214, EPS 1214 |
| BMW | C600, Sport | 2014 | GYZ16H, YTX14H-BS, YTX14-BS | CT 1214, EPS 1214 |
| BMW | R1200GS | 2014 | GYZ16H, YTX14H-BS, YTX14-BS | CT 1214, EPS 1214 |
| BMW | R1200RT | 2014 | GYZ16H, YTX14H-BS, YTX14-BS | CT 1214, EPS 1214 |
| BMW | K1300R, S | 2014 | GYZ16H, YTX14H-BS, YTX14-BS | CT 1214, EPS 1214 |
| BMW | R nine T | 2014 | GYZ16H, YTX14H-BS, YTX14-BS | CT 1214, EPS 1214 |
| BMW | F800ST, GS, GT, R, ADV | 2014 | GYZ16H, YTX14H-BS, YTX14-BS | CT 1214, EPS 1214 |
| BMW | R1200S, R | 2014 | GYZ16H, YTX14H-BS, YTX14-BS | CT 1214, EPS 1214 |
| BMW | C650 GT, Sport | 2014 | GYZ16H, YTX14H-BS, YTX14-BS | CT 1214, EPS 1214 |
| BMW | R1200RS | 2014 | GYZ16H, YTX14H-BS, YTX14-BS | CT 1214, EPS 1214 |
| BMW | K1600GT, GTL | 2014 | YT19BL-BS,51913 | CT 1220.1 |
| BMW | HP4 (w/ alarm system) | 2014 | YTZ10S | CT 1210.1 |
| BMW | S1000RR DWA | 2014 | YTZ10S | CT 1210.1 |
| BMW | S1000R | 2014 | YTZ10S | CT 1210.1 |
| BMW | F700GS (auxiliary battery) | 2014 | YTZ14S | CT 1211 |
| BMW | F800GT (auxiliary battery) | 2014 | YTZ14S | CT 1211 |
| BMW | R1200GS Adventure | 2014 | YTZ14S | CT 1211 |
| BMW | S1000RR | 2014 | YTZ7S | CT 1205, CT 1207.2 |
| BMW | HP4 (w/o alarm system) | 2014 | YTZ7S | CT 1205, CT 1207.2 |
| BMW | R nine T | 2013 | GYZ16H, YTX14H-BS, YTX14-BS | CT 1214, EPS 1214 |

| МАРКА | МОДЕЛЬ МОТОЦИКЛА ИЛИ СКУТЕРА | ДАТА ВЫПУСКА | СООТВЕТСТВИЕ JIS-КОДУ | МОДЕЛЬ DELTA |
|-------|--|--------------|-----------------------------|--------------------|
| BMW | R nine T Scrambler, Pure, Racer, Urban | 2013 | GYZ16H, YTX14H-BS, YTX14-BS | CT 1214, EPS 1214 |
| BMW | F800ST, GS, GT, R, ADV | 2013 | GYZ16H, YTX14H-BS, YTX14-BS | CT 1214, EPS 1214 |
| BMW | C650 GT, Sport | 2013 | GYZ16H, YTX14H-BS, YTX14-BS | CT 1214, EPS 1214 |
| BMW | R1200GS | 2013 | GYZ16H, YTX14H-BS, YTX14-BS | CT 1214, EPS 1214 |
| BMW | R1200S, R | 2013 | GYZ16H, YTX14H-BS, YTX14-BS | CT 1214, EPS 1214 |
| BMW | F700GS | 2013 | GYZ16H, YTX14H-BS, YTX14-BS | CT 1214, EPS 1214 |
| BMW | K1300R, S | 2013 | GYZ16H, YTX14H-BS, YTX14-BS | CT 1214, EPS 1214 |
| BMW | C600, Sport | 2013 | GYZ16H, YTX14H-BS, YTX14-BS | CT 1214, EPS 1214 |
| BMW | K1600GT, GTL | 2013 | YT19BL-BS,51913 | CT 1220.1 |
| BMW | R1200RT | 2013 | YT19BL-BS,51913 | CT 1220.1 |
| BMW | HP4 (w/ alarm system) | 2013 | YTZ10S | CT 1210.1 |
| BMW | S1000RR | 2013 | YTZ10S | CT 1210.1 |
| BMW | F800GT (auxiliary battery) | 2013 | YTZ14S | CT 1211 |
| BMW | R1200GS Adventure | 2013 | YTZ14S | CT 1211 |
| BMW | F700GS (auxiliary battery) | 2013 | YTZ14S | CT 1211 |
| BMW | HP4 (w/o alarm system) | 2013 | YTZ7S | CT 1205, CT 1207.2 |
| BMW | F650GS | 2012 | GYZ16H, YTX14H-BS, YTX14-BS | CT 1214, EPS 1214 |
| BMW | K1300R, S | 2012 | GYZ16H, YTX14H-BS, YTX14-BS | CT 1214, EPS 1214 |
| BMW | C650 GT, Sport | 2012 | GYZ16H, YTX14H-BS, YTX14-BS | CT 1214, EPS 1214 |
| BMW | F700GS | 2012 | GYZ16H, YTX14H-BS, YTX14-BS | CT 1214, EPS 1214 |
| BMW | F800ST, GS, GT, R, ADV | 2012 | GYZ16H, YTX14H-BS, YTX14-BS | CT 1214, EPS 1214 |
| BMW | R1200S, R | 2012 | GYZ16H, YTX14H-BS, YTX14-BS | CT 1214, EPS 1214 |
| BMW | R1200GS | 2012 | GYZ16H, YTX14H-BS, YTX14-BS | CT 1214, EPS 1214 |
| BMW | R1200RT | 2012 | YT19BL-BS,51913 | CT 1220.1 |
| BMW | K1600GT, GTL | 2012 | YT19BL-BS,51913 | CT 1220.1 |
| BMW | S1000RR | 2012 | YTZ10S | CT 1210.1 |
| BMW | F700GS (auxiliary battery) | 2012 | YTZ14S | CT 1211 |
| BMW | R1200GS Adventure | 2012 | YTZ14S | CT 1211 |
| BMW | C600 | 2012 | YTZ14S | CT 1211 |
| BMW | K1300R, S | 2011 | GYZ16H, YTX14H-BS, YTX14-BS | CT 1214, EPS 1214 |
| BMW | HP2 Sport / Megamoto | 2011 | GYZ16H, YTX14H-BS, YTX14-BS | CT 1214, EPS 1214 |
| BMW | F650GS | 2011 | GYZ16H, YTX14H-BS, YTX14-BS | CT 1214, EPS 1214 |
| BMW | C650 GT, Sport | 2011 | GYZ16H, YTX14H-BS, YTX14-BS | CT 1214, EPS 1214 |
| BMW | R1200GS | 2011 | GYZ16H, YTX14H-BS, YTX14-BS | CT 1214, EPS 1214 |
| BMW | F700GS | 2011 | GYZ16H, YTX14H-BS, YTX14-BS | CT 1214, EPS 1214 |
| BMW | F800ST, GS, GT, R, ADV | 2011 | GYZ16H, YTX14H-BS, YTX14-BS | CT 1214, EPS 1214 |
| BMW | R1200S, R | 2011 | GYZ16H, YTX14H-BS, YTX14-BS | CT 1214, EPS 1214 |
| BMW | R1200RT | 2011 | YT19BL-BS,51913 | CT 1220.1 |
| BMW | K1600GT, GTL | 2011 | YT19BL-BS,51913 | CT 1220.1 |
| BMW | K1300GT | 2011 | YT19BL-BS,51913 | CT 1220.1 |
| BMW | S1000RR | 2011 | YTZ10S | CT 1210.1 |
| BMW | S1000RR DWA | 2011 | YTZ12S | CT 1211 |
| BMW | F700GS (auxiliary battery) | 2011 | YTZ14S | CT 1211 |
| BMW | R1200GS Adventure | 2011 | YTZ14S | CT 1211 |
| BMW | C600 | 2011 | YTZ14S | CT 1211 |
| BMW | HP2 Sport / Megamoto / Enduro | 2011 | YTZ14S | CT 1211 |
| BMW | G450 | 2011 | YTZ7S | CT 1205, CT 1207.2 |
| BMW | R1200S, R | 2010 | GYZ16H, YTX14H-BS, YTX14-BS | CT 1214, EPS 1214 |
| BMW | F650GS | 2010 | GYZ16H, YTX14H-BS, YTX14-BS | CT 1214, EPS 1214 |
| BMW | R1200GS | 2010 | GYZ16H, YTX14H-BS, YTX14-BS | CT 1214, EPS 1214 |
| BMW | K1300R, S | 2010 | GYZ16H, YTX14H-BS, YTX14-BS | CT 1214, EPS 1214 |
| BMW | F800ST, GS, GT, R, ADV | 2010 | GYZ16H, YTX14H-BS, YTX14-BS | CT 1214, EPS 1214 |
| BMW | R1200RT | 2010 | YT19BL-BS,51913 | CT 1220.1 |
| BMW | K1300GT | 2010 | YT19BL-BS,51913 | CT 1220.1 |
| BMW | S1000RR | 2010 | YTZ10S | CT 1210.1 |
| BMW | S1000RR DWA | 2010 | YTZ12S | CT 1211 |

| МАРКА | МОДЕЛЬ МОТОЦИКЛА ИЛИ СКУТЕРА | ДАТА ВЫПУСКА | СООТВЕТСТВИЕ JIS-КОДУ | МОДЕЛЬ DELTA |
|-------|----------------------------------|--------------|-----------------------------|--------------------|
| BMW | R1200GS Adventure | 2010 | YTZ14S | CT 1211 |
| BMW | HP2 Sport / Megamoto / Enduro | 2010 | YTZ14S | CT 1211 |
| BMW | G450 | 2010 | YTZ7S | CT 1205, CT 1207.2 |
| BMW | F800ST, GS, GT, R, ADV | 2009 | GYZ16H, YTX14H-BS, YTX14-BS | CT 1214, EPS 1214 |
| BMW | K1200R, S | 2009 | GYZ16H, YTX14H-BS, YTX14-BS | CT 1214, EPS 1214 |
| BMW | R1200GS | 2009 | GYZ16H, YTX14H-BS, YTX14-BS | CT 1214, EPS 1214 |
| BMW | K1300R, S | 2009 | GYZ16H, YTX14H-BS, YTX14-BS | CT 1214, EPS 1214 |
| BMW | F650GS | 2009 | GYZ16H, YTX14H-BS, YTX14-BS | CT 1214, EPS 1214 |
| BMW | R1200S, R | 2009 | GYZ16H, YTX14H-BS, YTX14-BS | CT 1214, EPS 1214 |
| BMW | K1200LT, GT | 2009 | YT19BL-BS,51913 | CT 1220.1 |
| BMW | R1200RT | 2009 | YT19BL-BS,51913 | CT 1220.1 |
| BMW | K1300GT | 2009 | YT19BL-BS,51913 | CT 1220.1 |
| BMW | S1000RR | 2009 | YTZ10S | CT 1210.1 |
| BMW | G560 X, Challenge, Country, Moto | 2009 | YTZ10S | CT 1210.1 |
| BMW | S1000RR DWA | 2009 | YTZ12S | CT 1211 |
| BMW | R1200GS Adventure | 2009 | YTZ14S | CT 1211 |
| BMW | HP2 Sport / Megamoto / Enduro | 2009 | YTZ14S | CT 1211 |
| BMW | G450 | 2009 | YTZ7S | CT 1205, CT 1207.2 |
| BMW | F650GS | 2008 | GYZ16H, YTX14H-BS, YTX14-BS | CT 1214, EPS 1214 |
| BMW | R1200GS | 2008 | GYZ16H, YTX14H-BS, YTX14-BS | CT 1214, EPS 1214 |
| BMW | F800ST, GS, GT, R, ADV | 2008 | GYZ16H, YTX14H-BS, YTX14-BS | CT 1214, EPS 1214 |
| BMW | K1200R, S | 2008 | GYZ16H, YTX14H-BS, YTX14-BS | CT 1214, EPS 1214 |
| BMW | R1200S, R | 2008 | GYZ16H, YTX14H-BS, YTX14-BS | CT 1214, EPS 1214 |
| BMW | K1200LT, GT | 2008 | YT19BL-BS,51913 | CT 1220.1 |
| BMW | R1200RT | 2008 | YT19BL-BS,51913 | CT 1220.1 |
| BMW | G560 X, Challenge, Country, Moto | 2008 | YTZ10S | CT 1210.1 |
| BMW | R1200GS Adventure | 2008 | YTZ14S | CT 1211 |
| BMW | HP2 Sport / Megamoto / Enduro | 2008 | YTZ14S | CT 1211 |
| BMW | R1200ST | 2007 | GYZ16H, YTX14H-BS, YTX14-BS | CT 1214, EPS 1214 |
| BMW | K1200R, S | 2007 | GYZ16H, YTX14H-BS, YTX14-BS | CT 1214, EPS 1214 |
| BMW | F800ST, GS, GT, R, ADV | 2007 | GYZ16H, YTX14H-BS, YTX14-BS | CT 1214, EPS 1214 |
| BMW | R1200S, R | 2007 | GYZ16H, YTX14H-BS, YTX14-BS | CT 1214, EPS 1214 |
| BMW | R1200GS | 2007 | GYZ16H, YTX14H-BS, YTX14-BS | CT 1214, EPS 1214 |
| BMW | F650GS | 2007 | GYZ16H, YTX14H-BS, YTX14-BS | CT 1214, EPS 1214 |
| BMW | R1200RT | 2007 | YT19BL-BS,51913 | CT 1220.1 |
| BMW | K1200LT, GT | 2007 | YT19BL-BS,51913 | CT 1220.1 |
| BMW | G560 X, Challenge, Country, Moto | 2007 | YTZ10S | CT 1210.1 |
| BMW | HP2 Sport / Megamoto / Enduro | 2007 | YTZ14S | CT 1211 |
| BMW | R1200S, R | 2006 | GYZ16H, YTX14H-BS, YTX14-BS | CT 1214, EPS 1214 |
| BMW | R1200GS | 2006 | GYZ16H, YTX14H-BS, YTX14-BS | CT 1214, EPS 1214 |
| BMW | R1200ST | 2006 | GYZ16H, YTX14H-BS, YTX14-BS | CT 1214, EPS 1214 |
| BMW | K1200R, S | 2006 | GYZ16H, YTX14H-BS, YTX14-BS | CT 1214, EPS 1214 |
| BMW | R1200RT | 2006 | YT19BL-BS,51913 | CT 1220.1 |
| BMW | R1150R, RS, RT | 2006 | YT19BL-BS,51913 | CT 1220.1 |
| BMW | K1200LT, GT | 2006 | YT19BL-BS,51913 | CT 1220.1 |
| BMW | G560 X, Challenge, Country, Moto | 2006 | YTZ10S | CT 1210.1 |
| BMW | HP2 Sport / Megamoto / Enduro | 2006 | YTZ14S | CT 1211 |
| BMW | K1200R, S | 2005 | GYZ16H, YTX14H-BS, YTX14-BS | CT 1214, EPS 1214 |
| BMW | R1200S, R | 2005 | GYZ16H, YTX14H-BS, YTX14-BS | CT 1214, EPS 1214 |
| BMW | R1200ST | 2005 | GYZ16H, YTX14H-BS, YTX14-BS | CT 1214, EPS 1214 |
| BMW | R1200GS | 2005 | GYZ16H, YTX14H-BS, YTX14-BS | CT 1214, EPS 1214 |
| BMW | R1100S, ABS | 2005 | YT19BL-BS,51913 | CT 1220.1 |
| BMW | R1150R, RS, RT | 2005 | YT19BL-BS,51913 | CT 1220.1 |
| BMW | R1200RT | 2005 | YT19BL-BS,51913 | CT 1220.1 |
| BMW | K1200RS | 2005 | YT19BL-BS,51913 | CT 1220.1 |
| BMW | K1200LT, GT | 2005 | YT19BL-BS,51913 | CT 1220.1 |
| BMW | R1200C | 2005 | YT19BL-BS,51913 | CT 1220.1 |

| МАРКА | МОДЕЛЬ МОТОЦИКЛА ИЛИ СКУТЕРА | ДАТА ВЫПУСКА | СООТВЕТСТВИЕ JIS-КОДУ | МОДЕЛЬ DELTA |
|-------|-------------------------------|--------------|-----------------------|--------------|
| BMW | K1200LT, GT, RS, S | 2005 | YT19BL-BS,51913 | CT 1220.1 |
| BMW | R1150GS, R | 2005 | YT19BL-BS,51913 | CT 1220.1 |
| BMW | HP2 Sport / Megamoto / Enduro | 2005 | YTZ14S | CT 1211 |
| BMW | R1200C | 2004 | YT19BL-BS,51913 | CT 1220.1 |
| BMW | K1200RS | 2004 | YT19BL-BS,51913 | CT 1220.1 |
| BMW | R1150R, RS, RT | 2004 | YT19BL-BS,51913 | CT 1220.1 |
| BMW | K1200LT, GT, RS, S | 2004 | YT19BL-BS,51913 | CT 1220.1 |
| BMW | R1150GS, R | 2004 | YT19BL-BS,51913 | CT 1220.1 |
| BMW | R1100S, ABS | 2004 | YT19BL-BS,51913 | CT 1220.1 |
| BMW | R1150R, RS, RT | 2003 | YT19BL-BS,51913 | CT 1220.1 |
| BMW | K1200RS | 2003 | YT19BL-BS,51913 | CT 1220.1 |
| BMW | K1200LT, GT, RS, S | 2003 | YT19BL-BS,51913 | CT 1220.1 |
| BMW | R1150GS, R | 2003 | YT19BL-BS,51913 | CT 1220.1 |
| BMW | R1100S, ABS | 2003 | YT19BL-BS,51913 | CT 1220.1 |
| BMW | R1200C | 2003 | YT19BL-BS,51913 | CT 1220.1 |
| BMW | R1100S, ABS | 2002 | YT19BL-BS,51913 | CT 1220.1 |
| BMW | K1200LT, GT, RS, S | 2002 | YT19BL-BS,51913 | CT 1220.1 |
| BMW | R1150R, RS, RT | 2002 | YT19BL-BS,51913 | CT 1220.1 |
| BMW | K1200RS | 2002 | YT19BL-BS,51913 | CT 1220.1 |
| BMW | R1200C | 2002 | YT19BL-BS,51913 | CT 1220.1 |
| BMW | R1150GS, R | 2002 | YT19BL-BS,51913 | CT 1220.1 |
| BMW | R1150R, RS, RT | 2001 | YT19BL-BS,51913 | CT 1220.1 |
| BMW | R1100S, ABS | 2001 | YT19BL-BS,51913 | CT 1220.1 |
| BMW | K1200LT, GT, RS, S | 2001 | YT19BL-BS,51913 | CT 1220.1 |
| BMW | R1150GS, R | 2001 | YT19BL-BS,51913 | CT 1220.1 |
| BMW | K1200RS | 2001 | YT19BL-BS,51913 | CT 1220.1 |
| BMW | R1200C | 2001 | YT19BL-BS,51913 | CT 1220.1 |
| BMW | R1100GS | 2000 | YT19BL-BS,51913 | CT 1220.1 |
| BMW | R1150GS, R | 2000 | YT19BL-BS,51913 | CT 1220.1 |
| BMW | R1100RS, RT | 2000 | YT19BL-BS,51913 | CT 1220.1 |
| BMW | R1200C | 2000 | YT19BL-BS,51913 | CT 1220.1 |
| BMW | K1200LT, GT, RS, S | 2000 | YT19BL-BS,51913 | CT 1220.1 |
| BMW | R1100S, ABS | 2000 | YT19BL-BS,51913 | CT 1220.1 |
| BMW | R1100R | 2000 | YT19BL-BS,51913 | CT 1220.1 |
| BMW | K1200RS | 2000 | YT19BL-BS,51913 | CT 1220.1 |
| BMW | K1200RS | 1999 | YT19BL-BS,51913 | CT 1220.1 |
| BMW | R1100RS, RT | 1999 | YT19BL-BS,51913 | CT 1220.1 |
| BMW | R1100S, ABS | 1999 | YT19BL-BS,51913 | CT 1220.1 |
| BMW | R1100GS | 1999 | YT19BL-BS,51913 | CT 1220.1 |
| BMW | K1200LT, GT, RS, S | 1999 | YT19BL-BS,51913 | CT 1220.1 |
| BMW | R1200C | 1999 | YT19BL-BS,51913 | CT 1220.1 |
| BMW | R1100R | 1999 | YT19BL-BS,51913 | CT 1220.1 |
| BMW | R1200C | 1998 | YT19BL-BS,51913 | CT 1220.1 |
| BMW | R1100S, ABS | 1998 | YT19BL-BS,51913 | CT 1220.1 |
| BMW | R1100GS | 1998 | YT19BL-BS,51913 | CT 1220.1 |
| BMW | K1200RS | 1998 | YT19BL-BS,51913 | CT 1220.1 |
| BMW | R1100RS, RT | 1998 | YT19BL-BS,51913 | CT 1220.1 |
| BMW | R1100R | 1998 | YT19BL-BS,51913 | CT 1220.1 |
| BMW | R1100GS | 1997 | YT19BL-BS,51913 | CT 1220.1 |
| BMW | R850R | 1997 | YT19BL-BS,51913 | CT 1220.1 |
| BMW | R1100RS, RT | 1997 | YT19BL-BS,51913 | CT 1220.1 |
| BMW | K1200RS | 1997 | YT19BL-BS,51913 | CT 1220.1 |
| BMW | R1100R | 1997 | YT19BL-BS,51913 | CT 1220.1 |
| BMW | R80GS, R80ST | 1996 | YT19BL-BS,51814 | CT 1220.1 |
| BMW | R850R | 1996 | YT19BL-BS,51913 | CT 1220.1 |
| BMW | K75RT | 1996 | YT19BL-BS,51913 | CT 1220.1 |
| BMW | R1100RS, RT | 1996 | YT19BL-BS,51913 | CT 1220.1 |

| МАРКА | МОДЕЛЬ МОТОЦИКЛА ИЛИ СКУТЕРА | ДАТА ВЫПУСКА | СООТВЕТСТВИЕ JIS-КОДУ | МОДЕЛЬ DELTA |
|-------|------------------------------|--------------|--------------------------|-------------------|
| BMW | R1100GS | 1996 | YT19BL-BS,51913 | CT 1220.1 |
| BMW | R1100R | 1996 | YT19BL-BS,51913 | CT 1220.1 |
| BMW | R65 | 1995 | GYZ32HL, YIX30L-BS,53030 | CT 1230, EPS 1230 |
| BMW | R80, R80RT | 1995 | GYZ32HL, YIX30L-BS,53030 | CT 1230, EPS 1230 |
| BMW | R100GS, PD, R, RS, RT | 1995 | GYZ32HL, YIX30L-BS,53030 | CT 1230, EPS 1230 |
| BMW | K75, RT | 1995 | GYZ32HL, YIX30L-BS,53030 | CT 1230, EPS 1230 |
| BMW | R80GS, R80ST | 1995 | YT19BL-BS,51814 | CT 1220.1 |
| BMW | K75C | 1995 | YT19BL-BS,51814 | CT 1220.1 |
| BMW | R1100RS, RT | 1995 | YT19BL-BS,51913 | CT 1220.1 |
| BMW | R1100GS | 1995 | YT19BL-BS,51913 | CT 1220.1 |
| BMW | R1100R | 1995 | YT19BL-BS,51913 | CT 1220.1 |
| BMW | R850R | 1995 | YT19BL-BS,51913 | CT 1220.1 |
| BMW | K75 | 1995 | YT19BL-BS,51913 | CT 1220.1 |
| BMW | K75RT | 1995 | YT19BL-BS,51913 | CT 1220.1 |
| BMW | K1100LT/RS | 1995 | YT19BL-BS,51913 | CT 1220.1 |
| BMW | R80, R80RT | 1994 | GYZ32HL, YIX30L-BS,53030 | CT 1230, EPS 1230 |
| BMW | K75, RT | 1994 | GYZ32HL, YIX30L-BS,53030 | CT 1230, EPS 1230 |
| BMW | R65 | 1994 | GYZ32HL, YIX30L-BS,53030 | CT 1230, EPS 1230 |
| BMW | R100GS, PD, R, RS, RT | 1994 | GYZ32HL, YIX30L-BS,53030 | CT 1230, EPS 1230 |
| BMW | K75C | 1994 | YT19BL-BS,51814 | CT 1220.1 |
| BMW | R80GS, R80ST | 1994 | YT19BL-BS,51814 | CT 1220.1 |
| BMW | R1100GS | 1994 | YT19BL-BS,51913 | CT 1220.1 |
| BMW | R1100R | 1994 | YT19BL-BS,51913 | CT 1220.1 |
| BMW | R1100RS, RT | 1994 | YT19BL-BS,51913 | CT 1220.1 |
| BMW | K75RT | 1994 | YT19BL-BS,51913 | CT 1220.1 |
| BMW | K75 | 1994 | YT19BL-BS,51913 | CT 1220.1 |
| BMW | K1100LT/RS | 1994 | YT19BL-BS,51913 | CT 1220.1 |
| BMW | R65 | 1993 | GYZ32HL, YIX30L-BS,53030 | CT 1230, EPS 1230 |
| BMW | K75, RT | 1993 | GYZ32HL, YIX30L-BS,53030 | CT 1230, EPS 1230 |
| BMW | All «K» Models | 1993 | GYZ32HL, YIX30L-BS,53030 | CT 1230, EPS 1230 |
| BMW | R100GS, PD, R, RS, RT | 1993 | GYZ32HL, YIX30L-BS,53030 | CT 1230, EPS 1230 |
| BMW | R80, R80RT | 1993 | GYZ32HL, YIX30L-BS,53030 | CT 1230, EPS 1230 |
| BMW | R80GS, R80ST | 1993 | YT19BL-BS,51814 | CT 1220.1 |
| BMW | K75C | 1993 | YT19BL-BS,51814 | CT 1220.1 |
| BMW | K1100LT/RS | 1993 | YT19BL-BS,51913 | CT 1220.1 |
| BMW | K75RT | 1993 | YT19BL-BS,51913 | CT 1220.1 |
| BMW | K75 | 1993 | YT19BL-BS,51913 | CT 1220.1 |
| BMW | R1100RS, RT | 1993 | YT19BL-BS,51913 | CT 1220.1 |
| BMW | R65 | 1992 | GYZ32HL, YIX30L-BS,53030 | CT 1230, EPS 1230 |
| BMW | R80, R80RT | 1992 | GYZ32HL, YIX30L-BS,53030 | CT 1230, EPS 1230 |
| BMW | K75, RT | 1992 | GYZ32HL, YIX30L-BS,53030 | CT 1230, EPS 1230 |
| BMW | All «K» Models | 1992 | GYZ32HL, YIX30L-BS,53030 | CT 1230, EPS 1230 |
| BMW | R100GS, PD, R, RS, RT | 1992 | GYZ32HL, YIX30L-BS,53030 | CT 1230, EPS 1230 |
| BMW | R80GS, R80ST | 1992 | YT19BL-BS,51814 | CT 1220.1 |
| BMW | K75C | 1992 | YT19BL-BS,51814 | CT 1220.1 |
| BMW | K75RT | 1992 | YT19BL-BS,51913 | CT 1220.1 |
| BMW | K1100LT/RS | 1992 | YT19BL-BS,51913 | CT 1220.1 |
| BMW | R65 | 1991 | GYZ32HL, YIX30L-BS,53030 | CT 1230, EPS 1230 |
| BMW | R100GS, PD, R, RS, RT | 1991 | GYZ32HL, YIX30L-BS,53030 | CT 1230, EPS 1230 |
| BMW | R80, R80RT | 1991 | GYZ32HL, YIX30L-BS,53030 | CT 1230, EPS 1230 |
| BMW | All «K» Models | 1991 | GYZ32HL, YIX30L-BS,53030 | CT 1230, EPS 1230 |
| BMW | K75, RT | 1991 | GYZ32HL, YIX30L-BS,53030 | CT 1230, EPS 1230 |
| BMW | K75C | 1991 | YT19BL-BS,51814 | CT 1220.1 |
| BMW | R80GS, R80ST | 1991 | YT19BL-BS,51814 | CT 1220.1 |
| BMW | K1100LT/RS | 1991 | YT19BL-BS,51913 | CT 1220.1 |
| BMW | R100GS, PD, R, RS, RT | 1990 | GYZ32HL, YIX30L-BS,53030 | CT 1230, EPS 1230 |
| BMW | R80, R80RT | 1990 | GYZ32HL, YIX30L-BS,53030 | CT 1230, EPS 1230 |

| МАРКА | МОДЕЛЬ МОТОЦИКЛА ИЛИ СКУТЕРА | ДАТА ВЫПУСКА | СООТВЕТСТВИЕ JIS-КОДУ | МОДЕЛЬ DELTA |
|-------|------------------------------|--------------|--------------------------|-------------------|
| BMW | All «K» Models | 1990 | GYZ32HL, YIX30L-BS,53030 | CT 1230, EPS 1230 |
| BMW | K75, RT | 1990 | GYZ32HL, YIX30L-BS,53030 | CT 1230, EPS 1230 |
| BMW | R65 | 1990 | GYZ32HL, YIX30L-BS,53030 | CT 1230, EPS 1230 |
| BMW | R80GS, R80ST | 1990 | YT19BL-BS,51814 | CT 12201.1 |
| BMW | K75C | 1990 | YT19BL-BS,51814 | CT 12201.1 |
| BMW | K1100LT/RS | 1990 | YT19BL-BS,51913 | CT 1220.1 |
| BMW | All «K» Models | 1989 | GYZ32HL, YIX30L-BS,53030 | CT 1230, EPS 1230 |
| BMW | R80, R80RT | 1989 | GYZ32HL, YIX30L-BS,53030 | CT 1230, EPS 1230 |
| BMW | R65 | 1989 | GYZ32HL, YIX30L-BS,53030 | CT 1230, EPS 1230 |
| BMW | K75, RT | 1989 | GYZ32HL, YIX30L-BS,53030 | CT 1230, EPS 1230 |
| BMW | R100GS, PD, R, RS, RT | 1989 | GYZ32HL, YIX30L-BS,53030 | CT 1230, EPS 1230 |
| BMW | R80GS, R80ST | 1989 | YT19BL-BS,51814 | CT 12201.1 |
| BMW | K75C | 1989 | YT19BL-BS,51814 | CT 12201.1 |
| BMW | R65 | 1988 | GYZ32HL, YIX30L-BS,53030 | CT 1230, EPS 1230 |
| BMW | All «K» Models | 1988 | GYZ32HL, YIX30L-BS,53030 | CT 1230, EPS 1230 |
| BMW | K75, RT | 1988 | GYZ32HL, YIX30L-BS,53030 | CT 1230, EPS 1230 |
| BMW | R100GS, PD, R, RS, RT | 1988 | GYZ32HL, YIX30L-BS,53030 | CT 1230, EPS 1230 |
| BMW | R80, R80RT | 1988 | GYZ32HL, YIX30L-BS,53030 | CT 1230, EPS 1230 |
| BMW | R80GS, R80ST | 1988 | YT19BL-BS,51814 | CT 12201.1 |
| BMW | K75C | 1988 | YT19BL-BS,51814 | CT 12201.1 |
| BMW | R65 | 1987 | GYZ32HL, YIX30L-BS,53030 | CT 1230, EPS 1230 |
| BMW | R100GS, PD, R, RS, RT | 1987 | GYZ32HL, YIX30L-BS,53030 | CT 1230, EPS 1230 |
| BMW | R80, R80RT | 1987 | GYZ32HL, YIX30L-BS,53030 | CT 1230, EPS 1230 |
| BMW | All «K» Models | 1987 | GYZ32HL, YIX30L-BS,53030 | CT 1230, EPS 1230 |
| BMW | K75, RT | 1987 | GYZ32HL, YIX30L-BS,53030 | CT 1230, EPS 1230 |
| BMW | K75C | 1987 | YT19BL-BS,51814 | CT 12201.1 |
| BMW | R80GS, R80ST | 1987 | YT19BL-BS,51814 | CT 12201.1 |
| BMW | R65 | 1986 | GYZ32HL, YIX30L-BS,53030 | CT 1230, EPS 1230 |
| BMW | R80, R80RT | 1986 | GYZ32HL, YIX30L-BS,53030 | CT 1230, EPS 1230 |
| BMW | K75, RT | 1986 | GYZ32HL, YIX30L-BS,53030 | CT 1230, EPS 1230 |
| BMW | All «K» Models | 1986 | GYZ32HL, YIX30L-BS,53030 | CT 1230, EPS 1230 |
| BMW | K75C | 1986 | YT19BL-BS,51814 | CT 12201.1 |
| BMW | K75S | 1986 | YT19BL-BS,51814 | CT 12201.1 |
| BMW | K75 | 1986 | YT19BL-BS,51814 | CT 12201.1 |
| BMW | R80GS, R80ST | 1986 | YT19BL-BS,51814 | CT 12201.1 |
| BMW | R80, R80RT | 1985 | GYZ32HL, YIX30L-BS,53030 | CT 1230, EPS 1230 |
| BMW | R65 | 1985 | GYZ32HL, YIX30L-BS,53030 | CT 1230, EPS 1230 |
| BMW | All «K» Models | 1985 | GYZ32HL, YIX30L-BS,53030 | CT 1230, EPS 1230 |
| BMW | K75, RT | 1985 | GYZ32HL, YIX30L-BS,53030 | CT 1230, EPS 1230 |
| BMW | R80GS, R80ST | 1985 | YT19BL-BS,51814 | CT 12201.1 |
| BMW | K75 | 1985 | YT19BL-BS,51814 | CT 12201.1 |
| BMW | K75S | 1985 | YT19BL-BS,51814 | CT 12201.1 |
| BMW | K75C | 1985 | YT19BL-BS,51814 | CT 12201.1 |
| BMW | All «K» Models | 1984 | GYZ32HL, YIX30L-BS,53030 | CT 1230, EPS 1230 |
| BMW | R75/7 | 1984 | GYZ32HL, YIX30L-BS,53030 | CT 1230, EPS 1230 |
| BMW | R80, R80RT | 1984 | GYZ32HL, YIX30L-BS,53030 | CT 1230, EPS 1230 |
| BMW | R100/7 | 1984 | GYZ32HL, YIX30L-BS,53030 | CT 1230, EPS 1230 |
| BMW | R60/6, R60/7 | 1984 | GYZ32HL, YIX30L-BS,53030 | CT 1230, EPS 1230 |
| BMW | R65 | 1984 | GYZ32HL, YIX30L-BS,53030 | CT 1230, EPS 1230 |
| BMW | R80/7, R80RT | 1984 | GYZ32HL, YIX30L-BS,53030 | CT 1230, EPS 1230 |
| BMW | R100CS | 1984 | GYZ32HL, YIX30L-BS,53030 | CT 1230, EPS 1230 |
| BMW | R65LS | 1984 | YT19BL-BS,51814 | CT 12201.1 |
| BMW | R80GS, R80ST | 1984 | YT19BL-BS,51814 | CT 12201.1 |
| BMW | R100CS | 1983 | GYZ32HL, YIX30L-BS,53030 | CT 1230, EPS 1230 |
| BMW | R60/6, R60/7 | 1983 | GYZ32HL, YIX30L-BS,53030 | CT 1230, EPS 1230 |
| BMW | All «K» Models | 1983 | GYZ32HL, YIX30L-BS,53030 | CT 1230, EPS 1230 |
| BMW | R100/7 | 1983 | GYZ32HL, YIX30L-BS,53030 | CT 1230, EPS 1230 |

| МАРКА | МОДЕЛЬ МОТОЦИКЛА ИЛИ СКУТЕРА | ДАТА ВЫПУСКА | СООТВЕТСТВИЕ JIS-КОДУ | МОДЕЛЬ DELTA |
|-------|------------------------------|--------------|--------------------------|-------------------|
| BMW | R75/7 | 1983 | GYZ32HL, YIX30L-BS,53030 | CT 1230, EPS 1230 |
| BMW | R80/7, R80RT | 1983 | GYZ32HL, YIX30L-BS,53030 | CT 1230, EPS 1230 |
| BMW | R80GS, R80ST | 1983 | YT19BL-BS,51814 | CT 12201.1 |
| BMW | R65LS | 1983 | YT19BL-BS,51814 | CT 12201.1 |
| BMW | R80/7, R80RT | 1982 | GYZ32HL, YIX30L-BS,53030 | CT 1230, EPS 1230 |
| BMW | R100/7 | 1982 | GYZ32HL, YIX30L-BS,53030 | CT 1230, EPS 1230 |
| BMW | R100CS | 1982 | GYZ32HL, YIX30L-BS,53030 | CT 1230, EPS 1230 |
| BMW | R60/6, R60/7 | 1982 | GYZ32HL, YIX30L-BS,53030 | CT 1230, EPS 1230 |
| BMW | R75/7 | 1982 | GYZ32HL, YIX30L-BS,53030 | CT 1230, EPS 1230 |
| BMW | R65LS | 1982 | YT19BL-BS,51814 | CT 12201.1 |
| BMW | R80GS, R80ST | 1982 | YT19BL-BS,51814 | CT 12201.1 |
| BMW | R75/7 | 1981 | GYZ32HL, YIX30L-BS,53030 | CT 1230, EPS 1230 |
| BMW | R80/7, R80RT | 1981 | GYZ32HL, YIX30L-BS,53030 | CT 1230, EPS 1230 |
| BMW | R100CS | 1981 | GYZ32HL, YIX30L-BS,53030 | CT 1230, EPS 1230 |
| BMW | R100/7 | 1981 | GYZ32HL, YIX30L-BS,53030 | CT 1230, EPS 1230 |
| BMW | R60/6, R60/7 | 1981 | GYZ32HL, YIX30L-BS,53030 | CT 1230, EPS 1230 |
| BMW | R65LS | 1981 | YT19BL-BS,51814 | CT 12201.1 |
| BMW | R80GS, R80ST | 1981 | YT19BL-BS,51814 | CT 12201.1 |
| BMW | R80/7, R80RT | 1980 | GYZ32HL, YIX30L-BS,53030 | CT 1230, EPS 1230 |
| BMW | R75/7 | 1980 | GYZ32HL, YIX30L-BS,53030 | CT 1230, EPS 1230 |
| BMW | R100CS | 1980 | GYZ32HL, YIX30L-BS,53030 | CT 1230, EPS 1230 |
| BMW | R100/7 | 1980 | GYZ32HL, YIX30L-BS,53030 | CT 1230, EPS 1230 |
| BMW | R60/6, R60/7 | 1980 | GYZ32HL, YIX30L-BS,53030 | CT 1230, EPS 1230 |
| BMW | R80GS, R80ST | 1980 | YT19BL-BS,51814 | CT 12201.1 |
| BMW | R65LS | 1980 | YT19BL-BS,51814 | CT 12201.1 |
| BMW | R80/7, R80RT | 1979 | GYZ32HL, YIX30L-BS,53030 | CT 1230, EPS 1230 |
| BMW | R60/6, R60/7 | 1979 | GYZ32HL, YIX30L-BS,53030 | CT 1230, EPS 1230 |
| BMW | R100CS | 1979 | GYZ32HL, YIX30L-BS,53030 | CT 1230, EPS 1230 |
| BMW | R100/7 | 1979 | GYZ32HL, YIX30L-BS,53030 | CT 1230, EPS 1230 |
| BMW | R75/7 | 1979 | GYZ32HL, YIX30L-BS,53030 | CT 1230, EPS 1230 |
| BMW | R65LS | 1979 | YT19BL-BS,51814 | CT 12201.1 |
| BMW | R100CS | 1978 | GYZ32HL, YIX30L-BS,53030 | CT 1230, EPS 1230 |
| BMW | R80/7, R80RT | 1978 | GYZ32HL, YIX30L-BS,53030 | CT 1230, EPS 1230 |
| BMW | R100/7 | 1978 | GYZ32HL, YIX30L-BS,53030 | CT 1230, EPS 1230 |
| BMW | R75/7 | 1978 | GYZ32HL, YIX30L-BS,53030 | CT 1230, EPS 1230 |
| BMW | R60/6, R60/7 | 1978 | GYZ32HL, YIX30L-BS,53030 | CT 1230, EPS 1230 |
| BMW | R65LS | 1978 | YT19BL-BS,51814 | CT 12201.1 |
| BMW | R100CS | 1977 | GYZ32HL, YIX30L-BS,53030 | CT 1230, EPS 1230 |
| BMW | R75/7 | 1977 | GYZ32HL, YIX30L-BS,53030 | CT 1230, EPS 1230 |
| BMW | R60/6, R60/7 | 1977 | GYZ32HL, YIX30L-BS,53030 | CT 1230, EPS 1230 |
| BMW | R100/7 | 1977 | GYZ32HL, YIX30L-BS,53030 | CT 1230, EPS 1230 |
| BMW | R60/6, R60/7 | 1976 | GYZ32HL, YIX30L-BS,53030 | CT 1230, EPS 1230 |
| BMW | R100/7 | 1976 | GYZ32HL, YIX30L-BS,53030 | CT 1230, EPS 1230 |
| BMW | R90/6, R90S | 1976 | GYZ32HL, YIX30L-BS,53030 | CT 1230, EPS 1230 |
| BMW | R75/7 | 1976 | GYZ32HL, YIX30L-BS,53030 | CT 1230, EPS 1230 |
| BMW | R100CS | 1976 | GYZ32HL, YIX30L-BS,53030 | CT 1230, EPS 1230 |
| BMW | R75/6 | 1976 | GYZ32HL, YIX30L-BS,53030 | CT 1230, EPS 1230 |
| BMW | R60/6, R60/7 | 1975 | GYZ32HL, YIX30L-BS,53030 | CT 1230, EPS 1230 |
| BMW | R75/6 | 1975 | GYZ32HL, YIX30L-BS,53030 | CT 1230, EPS 1230 |
| BMW | R90/6, R90S | 1975 | GYZ32HL, YIX30L-BS,53030 | CT 1230, EPS 1230 |
| BMW | R60/6, R60/7 | 1974 | GYZ32HL, YIX30L-BS,53030 | CT 1230, EPS 1230 |
| BMW | R90/6, R90S | 1974 | GYZ32HL, YIX30L-BS,53030 | CT 1230, EPS 1230 |
| BMW | R75/6 | 1974 | GYZ32HL, YIX30L-BS,53030 | CT 1230, EPS 1230 |
| BMW | R90/6, R90S | 1973 | GYZ32HL, YIX30L-BS,53030 | CT 1230, EPS 1230 |
| BMW | R75/6 | 1973 | GYZ32HL, YIX30L-BS,53030 | CT 1230, EPS 1230 |
| BMW | R60/6, R60/7 | 1973 | GYZ32HL, YIX30L-BS,53030 | CT 1230, EPS 1230 |
| BMW | R50/5 | 1973 | YT19BL-BS,51814 | CT 12201.1 |

| МАРКА | МОДЕЛЬ МОТОЦИКЛА ИЛИ СКУТЕРА | ДАТА ВЫПУСКА | СООТВЕТСТВИЕ JIS-КОДУ | МОДЕЛЬ DELTA |
|--------------|------------------------------|--------------|--------------------------------|---------------------|
| BMW | R60/5 | 1973 | YT19BL-BS,51814 | CT 12201.1 |
| BMW | R75/5 | 1973 | YT19BL-BS,51814 | CT 12201.1 |
| BMW | R60/6, R60/7 | 1972 | GYZ32HL, YIX30L-BS,53030 | CT 1230, EPS 1230 |
| BMW | R90/6, R90S | 1972 | GYZ32HL, YIX30L-BS,53030 | CT 1230, EPS 1230 |
| BMW | R75/6 | 1972 | GYZ32HL, YIX30L-BS,53030 | CT 1230, EPS 1230 |
| BMW | R60/5 | 1972 | YT19BL-BS,51814 | CT 12201.1 |
| BMW | R50/5 | 1972 | YT19BL-BS,51814 | CT 12201.1 |
| BMW | R75/5 | 1972 | YT19BL-BS,51814 | CT 12201.1 |
| BMW | R75/6 | 1971 | GYZ32HL, YIX30L-BS,53030 | CT 1230, EPS 1230 |
| BMW | R90/6, R90S | 1971 | GYZ32HL, YIX30L-BS,53030 | CT 1230, EPS 1230 |
| BMW | R60/6, R60/7 | 1971 | GYZ32HL, YIX30L-BS,53030 | CT 1230, EPS 1230 |
| BMW | R50/5 | 1971 | YT19BL-BS,51814 | CT 12201.1 |
| BMW | R60/5 | 1971 | YT19BL-BS,51814 | CT 12201.1 |
| BMW | R75/5 | 1971 | YT19BL-BS,51814 | CT 12201.1 |
| BMW | R90/6, R90S | 1970 | GYZ32HL, YIX30L-BS,53030 | CT 1230, EPS 1230 |
| BMW | R60/6, R60/7 | 1970 | GYZ32HL, YIX30L-BS,53030 | CT 1230, EPS 1230 |
| BMW | R75/6 | 1970 | GYZ32HL, YIX30L-BS,53030 | CT 1230, EPS 1230 |
| BMW | R75/5 | 1970 | YT19BL-BS,51814 | CT 12201.1 |
| BMW | R50/5 | 1970 | YT19BL-BS,51814 | CT 12201.1 |
| BMW | R60/5 | 1970 | YT19BL-BS,51814 | CT 12201.1 |
| BMW | R75/6 | 1969 | GYZ32HL, YIX30L-BS,53030 | CT 1230, EPS 1230 |
| BMW | R60/6, R60/7 | 1969 | GYZ32HL, YIX30L-BS,53030 | CT 1230, EPS 1230 |
| BMW | R90/6, R90S | 1969 | GYZ32HL, YIX30L-BS,53030 | CT 1230, EPS 1230 |
| BRP | | | | |
| BRP | Spyder (RT, F3) | 2020 | YTX24HL-BS | CT 1220, EPS 1220 |
| BRP | Spyder (RT, F3) | 2019 | YTX24HL-BS | CT 1220, EPS 1220 |
| BRP | Spyder (RT, F3) | 2018 | YTX24HL-BS | CT 1220, EPS 1220 |
| BRP | Spyder (RT, F3) | 2017 | YTX24HL-BS | CT 1220, EPS 1220 |
| BRP | Spyder (RS) | 2016 | YTX24HL-BS | CT 1220, EPS 1220 |
| BRP | Spyder (RT, F3) | 2016 | YTX24HL-BS | CT 1220, EPS 1220 |
| BRP | Spyder (RT, F3) | 2015 | YTX24HL-BS | CT 1220, EPS 1220 |
| BRP | Spyder (RS) | 2015 | YTX24HL-BS | CT 1220, EPS 1220 |
| BRP | Spyder (RT, F3) | 2014 | YTX24HL-BS | CT 1220, EPS 1220 |
| BRP | Spyder (RS) | 2014 | YTX24HL-BS | CT 1220, EPS 1220 |
| BRP | Spyder (RS) | 2013 | YTX24HL-BS | CT 1220, EPS 1220 |
| BRP | Spyder (RS) | 2012 | YTX24HL-BS | CT 1220, EPS 1220 |
| BRP | Spyder (RS) | 2011 | YTX24HL-BS | CT 1220, EPS 1220 |
| BRP | Spyder (RS) | 2010 | YTX24HL-BS | CT 1220, EPS 1220 |
| BRP | Spyder (RS) | 2009 | YTX24HL-BS | CT 1220, EPS 1220 |
| BRP | Spyder (RS) | 2008 | YTX24HL-BS | CT 1220, EPS 1220 |
| BSV | | | | |
| BSV | ZX | 1994 - 1995 | YT4L-BS, YTX4L-BS, YT4L-BS | CT 1204 |
| BSV | GP Dio, Sp Dio | - | YT4L-BS, YTX4L-BS, YT4L-BS | CT 1204 |
| BSV | GZ | - | YT4L-BS, YTX4L-BS, YT4L-BS | CT 1204 |
| BUELL | | | | |
| Buell | Blast | 2009 | GYZ16H, YTX14H-BS, YTX14-BS | CT 1214, EPS 1214 |
| Buell | Racing 1125RR | 2009 | YTZ7S, YTX5L-BS | CT 1205, CT 1207.2 |
| Buell | Blast | 2008 | GYZ16H, YTX14H-BS, YTX14-BS | CT 1214, EPS 1214 |
| Buell | Blast | 2007 | GYZ16H, YTX14H-BS, YTX14-BS | CT 1214, EPS 1214 |
| Buell | Blast | 2006 | GYZ16H, YTX14H-BS, YTX14-BS | CT 1214, EPS 1214 |
| Buell | Blast | 2005 | GYZ16H, YTX14H-BS, YTX14-BS | CT 1214, EPS 1214 |
| Buell | Blast | 2004 | GYZ16H, YTX14H-BS, YTX14-BS | CT 1214, EPS 1214 |
| Buell | Blast | 2003 | GYZ16H, YTX14H-BS, YTX14-BS | CT 1214, EPS 1214 |
| Buell | Blast | 2002 | GYZ16H, YTX14H-BS, YTX14-BS | CT 1214, EPS 1214 |
| Buell | M2 Cyclone | 2002 | GYZ20HL, YTX20HL-BS, YTX20L-BS | CT 12201, EPS 12201 |
| Buell | S3, S3T Thunderbolt | 2002 | GYZ20HL, YTX20HL-BS, YTX20L-BS | CT 12201, EPS 12201 |

| МАРКА | МОДЕЛЬ МОТОЦИКЛА ИЛИ СКУТЕРА | ДАТА ВЫПУСКА | СООТВЕТСТВИЕ JIS-КОДУ | МОДЕЛЬ DELTA |
|---------------|------------------------------|--------------|--|-----------------------------|
| Buell | Blast | 2001 | GYZ16H, YTX14H-BS, YTX14-BS | CT 1214, EPS 1214 |
| Buell | S3, S3T Thunderbolt | 2001 | GYZ20HL, YTX20HL-BS, YTX20L-BS | CT 12201, EPS 12201 |
| Buell | M2 Cyclone | 2001 | GYZ20HL, YTX20HL-BS, YTX20L-BS | CT 12201, EPS 12201 |
| Buell | Blast | 2000 | GYZ16H, YTX14H-BS, YTX14-BS | CT 1214, EPS 1214 |
| Buell | M2 Cyclone | 2000 | GYZ20HL, YTX20HL-BS, YTX20L-BS | CT 12201, EPS 12201 |
| Buell | S3, S3T Thunderbolt | 2000 | GYZ20HL, YTX20HL-BS, YTX20L-BS | CT 12201, EPS 12201 |
| Buell | S3, S3T Thunderbolt | 1999 | GYZ20HL, YTX20HL-BS, YTX20L-BS | CT 12201, EPS 12201 |
| Buell | M2 Cyclone | 1999 | GYZ20HL, YTX20HL-BS, YTX20L-BS | CT 12201, EPS 12201 |
| Buell | M2 Cyclone | 1998 | GYZ20HL, YTX20HL-BS, YTX20L-BS | CT 12201, EPS 12201 |
| Buell | S3, S3T Thunderbolt | 1998 | GYZ20HL, YTX20HL-BS, YTX20L-BS | CT 12201, EPS 12201 |
| Buell | S3, S3T Thunderbolt | 1997 | GYZ20HL, YTX20HL-BS, YTX20L-BS | CT 12201, EPS 12201 |
| Buell | M2 Cyclone | 1997 | GYZ20HL, YTX20HL-BS, YTX20L-BS | CT 12201, EPS 12201 |
| Buell | S2, S2T Thunderbolt | 1996 | GYZ20H, YTX20H-BS, YTX20-BS, YB16-B-CX | CT 1218, EPS 1218 |
| Buell | S2, S2T Thunderbolt | 1995 | GYZ20H, YTX20H-BS, YTX20-BS, YB16-B-CX | CT 1218, EPS 1218 |
| Buell | S2, S2T Thunderbolt | 1994 | GYZ20H, YTX20H-BS, YTX20-BS, YB16-B-CX | CT 1218, EPS 1218 |
| Buell | RS1200 | 1993 | GYZ20H, YTX20H-BS, YTX20-BS, YB16-B-CX | CT 1218, EPS 1218 |
| Buell | RSS1200 | 1993 | GYZ20H, YTX20H-BS, YTX20-BS, YB16-B-CX | CT 1218, EPS 1218 |
| Buell | RSS1200 | 1992 | GYZ20H, YTX20H-BS, YTX20-BS, YB16-B-CX | CT 1218, EPS 1218 |
| Buell | RS1200 | 1992 | GYZ20H, YTX20H-BS, YTX20-BS, YB16-B-CX | CT 1218, EPS 1218 |
| Buell | RSS1200 | 1991 | GYZ20H, YTX20H-BS, YTX20-BS, YB16-B-CX | CT 1218, EPS 1218 |
| Buell | RS1200 | 1991 | GYZ20H, YTX20H-BS, YTX20-BS, YB16-B-CX | CT 1218, EPS 1218 |
| Buell | RS1200 | 1990 | GYZ20H, YTX20H-BS, YTX20-BS, YB16-B-CX | CT 1218, EPS 1218 |
| Buell | RR1200 | 1990 | GYZ20H, YTX20H-BS, YTX20-BS, YB16-B-CX | CT 1218, EPS 1218 |
| Buell | RR1200 | 1989 | GYZ20H, YTX20H-BS, YTX20-BS, YB16-B-CX | CT 1218, EPS 1218 |
| Buell | RS1200 | 1989 | GYZ20H, YTX20H-BS, YTX20-BS, YB16-B-CX | CT 1218, EPS 1218 |
| Buell | RR1200 | 1988 | GYZ20H, YTX20H-BS, YTX20-BS, YB16-B-CX | CT 1218, EPS 1218 |
| Buell | RR1000 | 1987 | GYZ20H, YTX20H-BS, YTX20-BS, YB16-B-CX | CT 1218, EPS 1218 |
| CAGIVA | | | | |
| Cagiva | Elefant | 1997 | GYZ20H, YTX20H-BS, YTX20-BS, YB16-B-CX | CT 1218, EPS 1218 |
| Cagiva | Supercity | 1997 | YB9-B | CT 1210 |
| Cagiva | Roadster | 1997 | YB9-B | CT 1210 |
| Cagiva | N 90 | 1997 | YB9-B | CT 1210 |
| Cagiva | Mito | 1997 | YB9-B | CT 1210 |
| Cagiva | City, Lucky, Explorer | 1997 | YTX4L-BS | CT 1204, CT 1205, CT 1207.2 |
| Cagiva | Elefant | 1996 | GYZ20H, YTX20H-BS, YTX20-BS, YB16-B-CX | CT 1218, EPS 1218 |
| Cagiva | Mito | 1996 | YB9-B | CT 1210 |
| Cagiva | Roadster | 1996 | YB9-B | CT 1210 |
| Cagiva | Supercity | 1996 | YB9-B | CT 1210 |
| Cagiva | City, Lucky, Explorer | 1996 | YTX4L-BS | CT 1204, CT 1205, CT 1207.2 |
| Cagiva | Elefant | 1995 | GYZ20H, YTX20H-BS, YTX20-BS, YB16-B-CX | CT 1218, EPS 1218 |
| Cagiva | Roadster | 1995 | YB9-B | CT 1210 |
| Cagiva | Mito | 1995 | YB9-B | CT 1210 |

| МАРКА | МОДЕЛЬ МОТОЦИКЛА ИЛИ СКУТЕРА | ДАТА ВЫПУСКА | СООТВЕТСТВИЕ JIS-КОДУ | МОДЕЛЬ DELTA |
|----------------------------|-------------------------------|--------------|--|-----------------------------|
| Cagiva | Supercity | 1995 | YB9-B | CT 1210 |
| Cagiva | City, Lucky, Explorer | 1995 | YTX4L-BS | CT 1204, CT 1205, CT 1207.2 |
| Cagiva | Elefant | 1994 | GYZ20H, YTX20H-BS, YTX20-BS, YB16-B-CX | CT 1218, EPS 1218 |
| Cagiva | Supercity | 1994 | YB9-B | CT 1210 |
| Cagiva | Mito | 1994 | YB9-B | CT 1210 |
| Cagiva | Roadster | 1994 | YB9-B | CT 1210 |
| Cagiva | City, Lucky, Explorer | 1994 | YTX4L-BS | CT 1204, CT 1205, CT 1207.2 |
| Cagiva | Mito | 1993 | YB9-B | CT 1210 |
| Cagiva | Supercity | 1993 | YB9-B | CT 1210 |
| Cagiva | Supercity | 1992 | YB9-B | CT 1210 |
| Cagiva | Mito | 1992 | YB9-B | CT 1210 |
| Cagiva | Supercity | 1991 | YB9-B | CT 1210 |
| Cagiva | Mito | 1991 | YB9-B | CT 1210 |
| Cagiva | Mito | 1990 | YB9-B | CT 1210 |
| Cagiva | Freccia C9, /C10R, /C12R | 1990 | YB9-B | CT 1210 |
| Cagiva | Freccia C9, /C10R, /C12R | 1989 | YB9-B | CT 1210 |
| Cagiva | Elefant Bifaro | 1989 | YTX14AHL-BS, SYB14L-A2 | CT 1214.1 |
| Cagiva | Freccia C9, /C10R, /C12R | 1988 | YB9-B | CT 1210 |
| Cagiva | Crouser | 1988 | YB9-B | CT 1210 |
| Cagiva | T4 E Elefant | 1988 | YTX14AHL-BS, SYB14L-A2 | CT 1214.1 |
| Cagiva | Freccia C9, /C10R, /C12R | 1987 | YB9-B | CT 1210 |
| Cagiva | Crouser | 1987 | YB9-B | CT 1210 |
| Cagiva | T4 E Elefant, W12 | 1987 | YTX14AHL-BS, SYB14L-A2 | CT 1214.1 |
| Cagiva | Elefant 2 Cyl. | 1986 | YTX14AHL-BS, SYB14L-A2 | CT 1214.1 |
| CANNONDALE | | | | |
| Cannondale | C440, E440, S440, X440, X440S | 2003 | YTZ7S, YTX5L-BS | CT 1205, CT 1207.2 |
| Cannondale | C440, E440, S440, X440, X440S | 2002 | YTZ7S, YTX5L-BS | CT 1205, CT 1207.2 |
| Cannondale | EX400, MX400, XC400 | 2001 | YTZ7S, YTX5L-BS | CT 1205, CT 1207.2 |
| Cannondale | EX400, MX400, XC400 | 2000 | YTZ7S, YTX5L-BS | CT 1205, CT 1207.2 |
| CCM | | | | |
| CCM | All Electric Start Models | 2001 | YTX9-BS | CT 1209 |
| CCM | All Electric Start Models | 2000 | YTX9-BS | CT 1209 |
| CCM | All Electric Start Models | 1999 | YTX9-BS | CT 1209 |
| CCM | All Electric Start Models | 1998 | YTX9-BS | CT 1209 |
| CCM | All Electric Start Models | 1997 | YTX9-BS | CT 1209 |
| CCM | All Electric Start Models | 1996 | YTX9-BS | CT 1209 |
| CHANGZHOU GUANGYANG | | | | |
| CHANGZHOU GUANGYANG | KN50QT | - | YT4L-BS, YTX4L-BS, YT4L-BS | CT 1204 |
| CHANGZHOU GUANGYANG | CK100 | - | YTX5L-BS | CT 1205 |
| CHANGZHOU GUANGYANG | KN100-2 | - | YTX5L-BS | CT 1205 |
| CHANGZHOU GUANGYANG | CK125-T | - | YTX7A-BS | CT 1207 |
| CHANGZHOU GUANGYANG | KN125-T | - | YTX7A-BS | CT 1207 |
| CHONGQING LONGCIN | | | | |
| CHONGQING LONGCIN | LX110-13A | - | YTX5L-BS | CT 1205 |
| CHONGQING LONGCIN | LX125-16A | - | YTX7A-BS | CT 1207 |
| CHONGQING LONGCIN | LX125-5 | - | 12N9-4B-1 | CT 1210 |
| CHONGQING LONGCIN | ATV150-M | - | 12N9-4B-1 | CT 1210 |

| МАРКА | МОДЕЛЬ МОТОЦИКЛА ИЛИ СКУТЕРА | ДАТА ВЫПУСКА | СООТВЕТСТВИЕ JIS-КОДУ | МОДЕЛЬ DELTA |
|----------------------|------------------------------|--------------|----------------------------|-------------------|
| CHONGQING LONGCIN | JL150-3A | - | 12N9-4B-1 | CT 1210 |
| CHONGQING LONGCIN | JL250GY | - | YTX9-BS | CT 1209 |
| CHONGQING LONGCIN | LX250Y-3 | - | YTX7L-BS | CT 1207.1 |
| DACHANGJIANG | | | | |
| DACHANGJIANG | GZ125HS | - | YTX7L-BS | CT 1207.1 |
| DACHANGJIANG | HJ125T-9 | - | YTX7A-BS | CT 1207 |
| DAELIM | | | | |
| DAELIM | NS125 | 1997 | YTX7A-BS | CT 1207 |
| DAELIM | VS125 | 1997 | YB9-B | CT 1210 |
| DAELIM | VC125 | 1996 | YB9-B | CT 1210 |
| DERBI | | | | |
| DERBI | All 50cc Models | - | YT4L-BS, YTX4L-BS, YT4L-BS | CT 1204 |
| DERBI | All Models | - | YT4L-BS, YTX4L-BS, YT4L-BS | CT 1204 |
| DUCATI | | | | |
| Ducati | GT, Lugana Seca | ALLYEARS | GYZ32HL, YIX30L-BS,53030 | CT 1230, EPS 1230 |
| Ducati | GT, GTS | ALLYEARS | GYZ32HL, YIX30L-BS,53030 | CT 1230, EPS 1230 |
| Ducati | Pantah | ALLYEARS | YTX14AHL-BS | CT 1214.1 |
| Ducati | Indiana | ALLYEARS | YTX14AHL-BS, SYB14L-A2 | CT 1214.1 |
| Ducati | TL | ALLYEARS | YTX14AHL-BS, SYB14L-A2 | CT 1214.1 |
| Ducati | Alazzurra, Indiana, Pantah | ALLYEARS | YTX14AHL-BS, SYB14L-A2 | CT 1214.1 |
| Ducati | Sport | ALLYEARS | YTX24HL-BS, Y50-N18L-A | CT 1220, EPS 1220 |
| Ducati | GTL, GTV | ALLYEARS | YTX24HL-BS, Y50-N18L-A | CT 1220, EPS 1220 |
| Ducati | Multistrada | 2019 | YT12B-BS | CT 1212.1 |
| Ducati | SuperSport | 2019 | YT12B-BS | CT 1212.1 |
| Ducati | Multistrada 950 | 2019 | YT12B-BS | CT 1212.1 |
| Ducati | Monster 1200 | 2019 | YT12B-BS | CT 1212.1 |
| Ducati | Diavel, S | 2019 | YT12B-BS | CT 1212.1 |
| Ducati | Multistrada 1260 | 2019 | YT12B-BS | CT 1212.1 |
| Ducati | Hypermotard 939, 950 | 2019 | YT12B-BS | CT 1212.1 |
| Ducati | 959 Panigale | 2019 | YT7B-BS | CT 1208 |
| Ducati | Multistrada | 2018 | YT12B-BS | CT 1212.1 |
| Ducati | Diavel, S | 2018 | YT12B-BS | CT 1212.1 |
| Ducati | Monster 797 | 2018 | YT12B-BS | CT 1212.1 |
| Ducati | Hyperstrada 939 | 2018 | YT12B-BS | CT 1212.1 |
| Ducati | Hypermotard 939 | 2018 | YT12B-BS | CT 1212.1 |
| Ducati | Hypermotard 939, 950 | 2018 | YT12B-BS | CT 1212.1 |
| Ducati | Monster | 2018 | YT12B-BS | CT 1212.1 |
| Ducati | Multistrada 1260 | 2018 | YT12B-BS | CT 1212.1 |
| Ducati | Monster 1200 | 2018 | YT12B-BS | CT 1212.1 |
| Ducati | Multistrada 950 | 2018 | YT12B-BS | CT 1212.1 |
| Ducati | SuperSport | 2018 | YT12B-BS | CT 1212.1 |
| Ducati | 959 Panigale | 2018 | YT7B-BS | CT 1208 |
| Ducati | Monster 1200 | 2017 | YT12B-BS | CT 1212.1 |
| Ducati | SuperSport | 2017 | YT12B-BS | CT 1212.1 |
| Ducati | Diavel | 2017 | YT12B-BS | CT 1212.1 |
| Ducati | Monster | 2017 | YT12B-BS | CT 1212.1 |
| Ducati | Hyperstrada 939 | 2017 | YT12B-BS | CT 1212.1 |
| Ducati | Multistrada | 2017 | YT12B-BS | CT 1212.1 |
| Ducati | Hypermotard 939, 950 | 2017 | YT12B-BS | CT 1212.1 |
| Ducati | Diavel, S | 2017 | YT12B-BS | CT 1212.1 |
| Ducati | Multistrada 950 | 2017 | YT12B-BS | CT 1212.1 |
| Ducati | Monster 797 | 2017 | YT12B-BS | CT 1212.1 |
| Ducati | Hypermotard 939 | 2017 | YT12B-BS | CT 1212.1 |

| МАРКА | МОДЕЛЬ МОТОЦИКЛА ИЛИ СКУТЕРА | ДАТА ВЫПУСКА | СООТВЕТСТВИЕ JIS-КОДУ | МОДЕЛЬ DELTA |
|--------|------------------------------|--------------|-----------------------|--------------|
| Ducati | 959 Panigale | 2017 | YT7B-BS | CT 1208 |
| Ducati | Monster | 2016 | YT12B-BS | CT 1212.1 |
| Ducati | Hyperstrada 939 | 2016 | YT12B-BS | CT 1212.1 |
| Ducati | Hypermotard 939 | 2016 | YT12B-BS | CT 1212.1 |
| Ducati | Diavel, S | 2016 | YT12B-BS | CT 1212.1 |
| Ducati | Diavel | 2016 | YT12B-BS | CT 1212.1 |
| Ducati | Monster 1200 | 2016 | YT12B-BS | CT 1212.1 |
| Ducati | Scrambler | 2016 | YT12B-BS | CT 1212.1 |
| Ducati | Multistrada | 2016 | YT12B-BS | CT 1212.1 |
| Ducati | Hypermotard 939, 950 | 2016 | YT12B-BS | CT 1212.1 |
| Ducati | Scrambler Sixty2 | 2016 | YT12B-BS | CT 1212.1 |
| Ducati | Superbike 1299 Panigale, S | 2016 | YT7B-BS | CT 1208 |
| Ducati | 959 Panigale | 2016 | YT7B-BS | CT 1208 |
| Ducati | Multistrada | 2015 | YT12B-BS | CT 1212.1 |
| Ducati | Scrambler | 2015 | YT12B-BS | CT 1212.1 |
| Ducati | Diavel | 2015 | YT12B-BS | CT 1212.1 |
| Ducati | Monster | 2015 | YT12B-BS | CT 1212.1 |
| Ducati | Monster 1200 | 2015 | YT12B-BS | CT 1212.1 |
| Ducati | Superbike 1299 Panigale, S | 2015 | YT7B-BS | CT 1208 |
| Ducati | Multistrada | 2014 | YT12B-BS | CT 1212.1 |
| Ducati | Diavel | 2014 | YT12B-BS | CT 1212.1 |
| Ducati | Monster | 2014 | YT12B-BS | CT 1212.1 |
| Ducati | Monster 1200 | 2014 | YT12B-BS | CT 1212.1 |
| Ducati | 1199, Panigale (S) | 2014 | YT7B-BS | CT 1208 |
| Ducati | Street Fighter | 2013 | YT12B-BS | CT 1212.1 |
| Ducati | Hypermotard | 2013 | YT12B-BS | CT 1212.1 |
| Ducati | Monster 696 | 2013 | YT12B-BS | CT 1212.1 |
| Ducati | 848, Corse SE | 2013 | YT12B-BS | CT 1212.1 |
| Ducati | Monster 1100 | 2013 | YT12B-BS | CT 1212.1 |
| Ducati | Multistrada | 2013 | YT12B-BS | CT 1212.1 |
| Ducati | Diavel | 2013 | YT12B-BS | CT 1212.1 |
| Ducati | Monster 796 | 2013 | YT12B-BS | CT 1212.1 |
| Ducati | 1199, Panigale (S) | 2013 | YT7B-BS | CT 1208 |
| Ducati | 848, Corse SE | 2012 | YT12B-BS | CT 1212.1 |
| Ducati | Diavel | 2012 | YT12B-BS | CT 1212.1 |
| Ducati | Street Fighter, S | 2012 | YT12B-BS | CT 1212.1 |
| Ducati | Hypermotard | 2012 | YT12B-BS | CT 1212.1 |
| Ducati | Multistrada | 2012 | YT12B-BS | CT 1212.1 |
| Ducati | Monster 796 | 2012 | YT12B-BS | CT 1212.1 |
| Ducati | Monster 696 | 2012 | YT12B-BS | CT 1212.1 |
| Ducati | Monster 1100 | 2012 | YT12B-BS | CT 1212.1 |
| Ducati | 1199, Panigale (S) | 2012 | YT7B-BS | CT 1208 |
| Ducati | Monster 696 | 2011 | YT12B-BS | CT 1212.1 |
| Ducati | Monster 1100 | 2011 | YT12B-BS | CT 1212.1 |
| Ducati | 1198, MY08, SP, R | 2011 | YT12B-BS | CT 1212.1 |
| Ducati | Multistrada | 2011 | YT12B-BS | CT 1212.1 |
| Ducati | 848, Corse SE | 2011 | YT12B-BS | CT 1212.1 |
| Ducati | Street Fighter, S | 2011 | YT12B-BS | CT 1212.1 |
| Ducati | Monster 796 | 2011 | YT12B-BS | CT 1212.1 |
| Ducati | Hypermotard | 2011 | YT12B-BS | CT 1212.1 |
| Ducati | Diavel | 2011 | YT12B-BS | CT 1212.1 |
| Ducati | 1199, Panigale (S) | 2011 | YT7B-BS | CT 1208 |
| Ducati | Monster 696 | 2010 | YT12B-BS | CT 1212.1 |
| Ducati | Monster 1100 | 2010 | YT12B-BS | CT 1212.1 |
| Ducati | Hypermotard | 2010 | YT12B-BS | CT 1212.1 |
| Ducati | Monster 796 | 2010 | YT12B-BS | CT 1212.1 |
| Ducati | Multistrada | 2010 | YT12B-BS | CT 1212.1 |

| МАРКА | МОДЕЛЬ МОТОЦИКЛА ИЛИ СКУТЕРА | ДАТА ВЫПУСКА | СООТВЕТСТВИЕ JIS-КОДУ | МОДЕЛЬ DELTA |
|--------|------------------------------|--------------|-----------------------------|-------------------|
| Ducati | Various All other models | 2010 | YT12B-BS | CT 1212.1 |
| Ducati | 1198, MY08, SP, R | 2010 | YT12B-BS | CT 1212.1 |
| Ducati | Street Fighter, S | 2010 | YT12B-BS | CT 1212.1 |
| Ducati | 848, Corse SE | 2010 | YT12B-BS | CT 1212.1 |
| Ducati | GT1000, Touring, Sport 1100S | 2009 | YT12B-BS | CT 1212.1 |
| Ducati | Multistrada | 2009 | YT12B-BS | CT 1212.1 |
| Ducati | Street Fighter, S | 2009 | YT12B-BS | CT 1212.1 |
| Ducati | Various All other models | 2009 | YT12B-BS | CT 1212.1 |
| Ducati | Monster 1100 | 2009 | YT12B-BS | CT 1212.1 |
| Ducati | 1198, MY08, SP, R | 2009 | YT12B-BS | CT 1212.1 |
| Ducati | Monster 696 | 2009 | YT12B-BS | CT 1212.1 |
| Ducati | Desmosedici RR | 2009 | YT12B-BS | CT 1212.1 |
| Ducati | 848, Corse SE | 2009 | YT12B-BS | CT 1212.1 |
| Ducati | 1098 | 2009 | YT12B-BS | CT 1212.1 |
| Ducati | Hypermotard | 2009 | YT12B-BS | CT 1212.1 |
| Ducati | 848, Corse SE | 2008 | YT12B-BS | CT 1212.1 |
| Ducati | Monster 696 | 2008 | YT12B-BS | CT 1212.1 |
| Ducati | Hypermotard | 2008 | YT12B-BS | CT 1212.1 |
| Ducati | Multistrada | 2008 | YT12B-BS | CT 1212.1 |
| Ducati | 1098 | 2008 | YT12B-BS | CT 1212.1 |
| Ducati | Desmosedici RR | 2008 | YT12B-BS | CT 1212.1 |
| Ducati | Various All other models | 2008 | YT12B-BS | CT 1212.1 |
| Ducati | 1098 | 2007 | GYZ16H, YTX14H-BS, YTX14-BS | CT 1214, EPS 1214 |
| Ducati | Multistrada | 2007 | YT12B-BS | CT 1212.1 |
| Ducati | Various All other models | 2007 | YT12B-BS | CT 1212.1 |
| Ducati | Hypermotard | 2007 | YT12B-BS | CT 1212.1 |
| Ducati | Monster S2R | 2007 | YT12B-BS | CT 1212.1 |
| Ducati | Monster S2R | 2006 | YT12B-BS | CT 1212.1 |
| Ducati | Various All other models | 2006 | YT12B-BS | CT 1212.1 |
| Ducati | Monster S2R | 2005 | YT12B-BS | CT 1212.1 |
| Ducati | Various All other models | 2005 | YT12B-BS | CT 1212.1 |
| Ducati | Various All other models | 2004 | YT12B-BS | CT 1212.1 |
| Ducati | Sport Touring 2 (ST2) | 2003 | YT12B-BS | CT 1212.1 |
| Ducati | Various All other models | 2003 | YT12B-BS | CT 1212.1 |
| Ducati | Various All other models | 2002 | YT12B-BS | CT 1212.1 |
| Ducati | Sport Touring 2 (ST2) | 2002 | YT12B-BS | CT 1212.1 |
| Ducati | Sport Touring 2 (ST2) | 2001 | YT12B-BS | CT 1212.1 |
| Ducati | Various All other models | 2001 | YT12B-BS | CT 1212.1 |
| Ducati | Monster | 2000 | YB16AL-A2 | CT 1216 |
| Ducati | SS | 2000 | YB16AL-A2 | CT 1216 |
| Ducati | Sport Touring 2 (ST2) | 2000 | YB16AL-A2 | CT 1216 |
| Ducati | Suport Touring 2 (ST2) | 2000 | YB16AL-A2 | CT 1216 |
| Ducati | 748 Strada Biposto, SP, SPS | 2000 | YB16AL-A2 | CT 1216 |
| Ducati | 996, S, SPS | 2000 | YB16AL-A2 | CT 1216 |
| Ducati | ST4 | 2000 | YB16AL-A2 | CT 1216 |
| Ducati | Suport Touring 2 (ST2) | 1999 | YB16AL-A2 | CT 1216 |
| Ducati | Sport Touring 2 (ST2) | 1999 | YB16AL-A2 | CT 1216 |
| Ducati | SS | 1999 | YB16AL-A2 | CT 1216 |
| Ducati | 748 Strada Biposto, SP, SPS | 1999 | YB16AL-A2 | CT 1216 |
| Ducati | Monster | 1999 | YB16AL-A2 | CT 1216 |
| Ducati | 996, S, SPS | 1999 | YB16AL-A2 | CT 1216 |
| Ducati | ST4 | 1999 | YB16AL-A2 | CT 1216 |
| Ducati | Supersport FE | 1998 | YB16AL-A2 | CT 1216 |
| Ducati | Suport Touring 2 (ST2) | 1998 | YB16AL-A2 | CT 1216 |
| Ducati | SS | 1998 | YB16AL-A2 | CT 1216 |
| Ducati | Sport Touring 2 (ST2) | 1998 | YB16AL-A2 | CT 1216 |
| Ducati | 916 Biposto, Senna, Strada | 1998 | YB16AL-A2 | CT 1216 |

| МАРКА | МОДЕЛЬ МОТОЦИКЛА ИЛИ СКУТЕРА | ДАТА ВЫПУСКА | СООТВЕТСТВИЕ JIS-КОДУ | МОДЕЛЬ DELTA |
|--------|------------------------------|--------------|-------------------------------------|-------------------|
| Ducati | 748 Strada Biposto, SP, SPS | 1998 | YB16AL-A2 | CT 1216 |
| Ducati | Monster | 1998 | YB16AL-A2 | CT 1216 |
| Ducati | I.E., SP, SP S | 1998 | YB16AL-A2 | CT 1216 |
| Ducati | 916 Biposto, Senna, Strada | 1997 | YB16AL-A2 | CT 1216 |
| Ducati | Monster | 1997 | YB16AL-A2 | CT 1216 |
| Ducati | 748 Strada Biposto, SP, SPS | 1997 | YB16AL-A2 | CT 1216 |
| Ducati | Sport Touring 2 (ST2) | 1997 | YB16AL-A2 | CT 1216 |
| Ducati | Supersport FE | 1997 | YB16AL-A2 | CT 1216 |
| Ducati | I.E., SP, SP S | 1997 | YB16AL-A2 | CT 1216 |
| Ducati | Suport Touring 2 (ST2) | 1997 | YB16AL-A2 | CT 1216 |
| Ducati | SS | 1997 | YB16AL-A2 | CT 1216 |
| Ducati | Monster | 1996 | YB16AL-A2 | CT 1216 |
| Ducati | I.E., SP, SP S | 1996 | YB16AL-A2 | CT 1216 |
| Ducati | SS | 1996 | YB16AL-A2 | CT 1216 |
| Ducati | SL | 1996 | YB16AL-A2 | CT 1216 |
| Ducati | 916 Biposto, Senna, Strada | 1996 | YB16AL-A2 | CT 1216 |
| Ducati | SL | 1995 | YB16AL-A2 | CT 1216 |
| Ducati | SP, SP II, SP IV, SP V | 1995 | YB16AL-A2 | CT 1216 |
| Ducati | Monster | 1995 | YB16AL-A2 | CT 1216 |
| Ducati | I.E., SP, SP S | 1995 | YB16AL-A2 | CT 1216 |
| Ducati | 916 Biposto, Senna, Strada | 1995 | YB16AL-A2 | CT 1216 |
| Ducati | SS | 1995 | YB16AL-A2 | CT 1216 |
| Ducati | I.E. Paso | 1994 | GYZ20H, YTX20H-BS, YTX20-BS, YB16-B | CT 1218, EPS 1218 |
| Ducati | SL | 1994 | YB16AL-A2 | CT 1216 |
| Ducati | 916 Biposto, Senna, Strada | 1994 | YB16AL-A2 | CT 1216 |
| Ducati | I.E., SP, SP S | 1994 | YB16AL-A2 | CT 1216 |
| Ducati | SP, SP II, SP IV, SP V | 1994 | YB16AL-A2 | CT 1216 |
| Ducati | Monster | 1994 | YB16AL-A2 | CT 1216 |
| Ducati | SS | 1994 | YB16AL-A2 | CT 1216 |
| Ducati | I.E. Paso | 1993 | GYZ20H, YTX20H-BS, YTX20-BS, YB16-B | CT 1218, EPS 1218 |
| Ducati | SS | 1993 | YB16AL-A2 | CT 1216 |
| Ducati | SL | 1993 | YB16AL-A2 | CT 1216 |
| Ducati | SP, SP II, SP IV, SP V | 1993 | YB16AL-A2 | CT 1216 |
| Ducati | I.E. Paso | 1992 | GYZ20H, YTX20H-BS, YTX20-BS, YB16-B | CT 1218, EPS 1218 |
| Ducati | Paso | 1992 | GYZ20H, YTX20H-BS, YTX20-BS, YB16-B | CT 1218, EPS 1218 |
| Ducati | SS | 1992 | YB16AL-A2 | CT 1216 |
| Ducati | S Superbike | 1992 | YB16AL-A2 | CT 1216 |
| Ducati | SL | 1992 | YB16AL-A2 | CT 1216 |
| Ducati | SP, SP II, SP IV, SP V | 1992 | YB16AL-A2 | CT 1216 |
| Ducati | Paso | 1991 | GYZ20H, YTX20H-BS, YTX20-BS, YB16-B | CT 1218, EPS 1218 |
| Ducati | I.E. Paso | 1991 | GYZ20H, YTX20H-BS, YTX20-BS, YB16-B | CT 1218, EPS 1218 |
| Ducati | 851 Superbike | 1991 | YB16AL-A2 | CT 1216 |
| Ducati | SS | 1991 | YB16AL-A2 | CT 1216 |
| Ducati | S Superbike | 1991 | YB16AL-A2 | CT 1216 |
| Ducati | SP, SP II, SP IV, SP V | 1991 | YB16AL-A2 | CT 1216 |
| Ducati | Paso | 1990 | GYZ20H, YTX20H-BS, YTX20-BS, YB16-B | CT 1218, EPS 1218 |
| Ducati | I.E. Paso | 1990 | GYZ20H, YTX20H-BS, YTX20-BS, YB16-B | CT 1218, EPS 1218 |
| Ducati | SS | 1990 | YB16AL-A2 | CT 1216 |
| Ducati | Sport | 1990 | YB16AL-A2 | CT 1216 |
| Ducati | SP, SP II, SP IV, SP V | 1990 | YB16AL-A2 | CT 1216 |
| Ducati | 851 Superbike | 1990 | YB16AL-A2 | CT 1216 |

| МАРКА | МОДЕЛЬ МОТОЦИКЛА ИЛИ СКУТЕРА | ДАТА ВЫПУСКА | СООТВЕТСТВИЕ JIS-КОДУ | МОДЕЛЬ DELTA |
|----------------------------|------------------------------|--------------|--------------------------------|---------------------|
| Ducati | F1, Montijuich, Paso | 1990 | YTX14AHL-BS, SYB14L-A2 | CT 1214.1 |
| Ducati | SS | 1989 | YB16AL-A2 | CT 1216 |
| Ducati | Sport | 1989 | YB16AL-A2 | CT 1216 |
| Ducati | F1, Montijuich, Paso | 1989 | YTX14AHL-BS, SYB14L-A2 | CT 1214.1 |
| Ducati | F1, Montijuich, Paso | 1988 | YTX14AHL-BS, SYB14L-A2 | CT 1214.1 |
| Ducati | F1, Montijuich, Paso | 1987 | YTX14AHL-BS, SYB14L-A2 | CT 1214.1 |
| Ducati | SS Supersport, Replica | 1982 | YTX14AHL-BS, SYB14L-A2 | CT 1214.1 |
| E-TON | | | | |
| E-Ton | Sport 150 | 2012 | YTX7A-BS | CT 1207 |
| E-Ton | Sport 50 | 2012 | YTX7A-BS | CT 1207 |
| E-Ton | Beamer R4-150 | 2012 | YTX9-BS | CT 1209 |
| E-Ton | Matrix R4-150 | 2012 | YTX9-BS | CT 1209 |
| E-Ton | Beamer 50, Beamer III | 2012 | YTZ7S, YTX5L-BS | CT 1205, CT 1207.2 |
| E-Ton | Matrix 50 | 2012 | YTZ7S, YTX5L-BS | CT 1205, CT 1207.2 |
| E-Ton | Beamer 50, Beamer III | 2011 | YTZ7S, YTX5L-BS | CT 1205, CT 1207.2 |
| E-Ton | Beamer 50, Beamer III | 2010 | YTZ7S, YTX5L-BS | CT 1205, CT 1207.2 |
| E-Ton | Beamer 50, Beamer III | 2009 | YTZ7S, YTX5L-BS | CT 1205, CT 1207.2 |
| E-Ton | Beamer 50, Beamer III | 2008 | YTZ7S, YTX5L-BS | CT 1205, CT 1207.2 |
| E-Ton | Beamer 50, Beamer III | 2007 | YTZ7S, YTX5L-BS | CT 1205, CT 1207.2 |
| E-Ton | Beamer 50, Beamer III | 2006 | YTZ7S, YTX5L-BS | CT 1205, CT 1207.2 |
| E-Ton | Beamer 50, Beamer III | 2005 | YTZ7S, YTX5L-BS | CT 1205, CT 1207.2 |
| E-Ton | Beamer 50, Beamer III | 2004 | YTZ7S, YTX5L-BS | CT 1205, CT 1207.2 |
| E-Ton | Beamer 50, Beamer III | 2003 | YTZ7S, YTX5L-BS | CT 1205, CT 1207.2 |
| E-Ton | Beamer 50, Beamer III | 2002 | YTZ7S, YTX5L-BS | CT 1205, CT 1207.2 |
| E-Ton | Beamer 50, Beamer III | 2001 | YTZ7S, YTX5L-BS | CT 1205, CT 1207.2 |
| E-Ton | Beamer 50, Beamer III | 2000 | YTZ7S, YTX5L-BS | CT 1205, CT 1207.2 |
| EXCELSIOR-HENDERSON | | | | |
| Excelsior-Henderson | Super X | 2000 | GYZ20HL, YTX20HL-BS, YTX20L-BS | CT 12201, EPS 12201 |
| Excelsior-Henderson | Super X | 1999 | GYZ20HL, YTX20HL-BS, YTX20L-BS | CT 12201, EPS 12201 |
| FANTIC MOTOR | | | | |
| FANTIC MOTOR | Grinta | 1995 - 1996 | YT4L-BS, YTX4L-BS, YT4L-BS | CT 1204 |
| FANTIC MOTOR | Leader | 1995 | YT4L-BS, YTX4L-BS, YT4L-BS | CT 1204 |
| FANTIC MOTOR | Pony, SR | 1995 | YT4L-BS, YTX4L-BS, YT4L-BS | CT 1204 |
| FANTIC MOTOR | Queenie | 1995 | YT4L-BS, YTX4L-BS, YT4L-BS | CT 1204 |
| FANTIC MOTOR | Koala | 1993 - 1997 | YT4L-BS, YTX4L-BS, YT4L-BS | CT 1204 |
| FANTIC MOTOR | Koala | 1993 - 1996 | YT4L-BS, YTX4L-BS, YT4L-BS | CT 1204 |
| FANTIC MOTOR | Oasis | - | YT4L-BS, YTX4L-BS, YT4L-BS | CT 1204 |
| GARELLI | | | | |
| GARELLI | Runner | 2002 | YT4L-BS, YTX4L-BS, YT4L-BS | CT 1204 |
| GARELLI | Runner Purejet | 2002 | YB9-B | CT 1210 |
| GARELLI | Coguar | 1999 | YB9-B | CT 1210 |
| GARELLI | Runner SP | 1999 | YTX12-BS | CT 1212 |
| GARELLI | Pampera | 1998 - 2001 | YT4L-BS, YTX4L-BS, YT4L-BS | CT 1204 |
| GARELLI | Bullit, Easy Moving, Runner | 1997 | YT4L-BS, YTX4L-BS, YT4L-BS | CT 1204 |
| GARELLI | Runner | 1997 | YT4L-BS, YTX4L-BS, YT4L-BS | CT 1204 |
| GARELLI | Runner/SP | 1997 | YT4L-BS, YTX4L-BS, YT4L-BS | CT 1204 |
| GARELLI | Typhoon, X | 1997 | YT4L-BS, YTX4L-BS, YT4L-BS | CT 1204 |
| GARELLI | Pampera | 1997 | YT4L-BS, YTX4L-BS, YT4L-BS | CT 1204 |
| GARELLI | Pampera | 1996 - 2001 | YT4L-BS, YTX4L-BS, YT4L-BS | CT 1204 |
| GARELLI | Eaglet | 1995 - 1997 | YT4L-BS, YTX4L-BS, YT4L-BS | CT 1204 |
| GARELLI | Grinta | 1995 - 1996 | YT4L-BS, YTX4L-BS, YT4L-BS | CT 1204 |
| GARELLI | Queenie | 1995 | YT4L-BS, YTX4L-BS, YT4L-BS | CT 1204 |
| GARELLI | Big Wheel | 1994 - 1995 | YT4L-BS, YTX4L-BS, YT4L-BS | CT 1204 |
| GARELLI | Pony, Pony SR | 1994 - 1995 | YT4L-BS, YTX4L-BS, YT4L-BS | CT 1204 |
| GARELLI | Big Racing | 1994 | YT4L-BS, YTX4L-BS, YT4L-BS | CT 1204 |

| МАРКА | МОДЕЛЬ МОТОЦИКЛА ИЛИ СКУТЕРА | ДАТА ВЫПУСКА | СООТВЕТСТВИЕ JIS-КОДУ | МОДЕЛЬ DELTA |
|----------------|--------------------------------|--------------|----------------------------|--------------------|
| GARELLI | Noi | - | YT4L-BS, YTX4L-BS, YT4L-BS | CT 1204 |
| GARELLI | Sahel, Team, Urka | - | YT4L-BS, YTX4L-BS, YT4L-BS | CT 1204 |
| GARELLI | XLE Tiger | - | YT4L-BS, YTX4L-BS, YT4L-BS | CT 1204 |
| GARELLI | DNA | - | YT4L-BS, YTX4L-BS, YT4L-BS | CT 1204 |
| GARELLI | Easy Moving | - | YT4L-BS, YTX4L-BS, YT4L-BS | CT 1204 |
| GARELLI | GSA (Electric-Starter) | - | YT4L-BS, YTX4L-BS, YT4L-BS | CT 1204 |
| GARELLI | Ice | - | YT4L-BS, YTX4L-BS, YT4L-BS | CT 1204 |
| GARELLI | Sioux EI-Starter | - | YT4L-BS, YTX4L-BS, YT4L-BS | CT 1204 |
| GARELLI | Stalker, Storm, Top Rally | - | YT4L-BS, YTX4L-BS, YT4L-BS | CT 1204 |
| GARELLI | GTA (Electric-Starter) | - | YB9-B | CT 1210 |
| GARELLI | XR Tiger (Electric-Starter) | - | YB9-B | CT 1210 |
| GARELLI | Apache (Electric-Starter) | - | YB9-B | CT 1210 |
| GARELLI | Arizona (Electric-Starter) | - | YB9-B | CT 1210 |
| GARELLI | Crono (Electric-Starter) | - | YB9-B | CT 1210 |
| GARELLI | CX (Electric-Starter) | - | YB9-B | CT 1210 |
| GARELLI | Fast Bike (Electric-Starter) | - | YB9-B | CT 1210 |
| GARELLI | Freestyle (Electric-Starter) | - | YB9-B | CT 1210 |
| GARELLI | GFR (Electric-Starter) | - | YB9-B | CT 1210 |
| GARELLI | KK, KZ (Electric-Starter) | - | YB9-B | CT 1210 |
| GARELLI | MX1, MXR (Electric-Starter) | - | YB9-B | CT 1210 |
| GARELLI | Nebraska (Electric-Starter) | - | YB9-B | CT 1210 |
| GARELLI | R1, R1S (Electric-Starter) | - | YB9-B | CT 1210 |
| GARELLI | RTX (Electric-Starter) | - | YB9-B | CT 1210 |
| GARELLI | RTX, RV, RX (Electric-Starter) | - | YB9-B | CT 1210 |
| GARELLI | Runner FX, SP | - | YB9-B | CT 1210 |
| GARELLI | Runner VX4T | - | YT12B-BS | CT 1212.1 |
| GARELLI | RV (Electric-Starter) | - | YB9-B | CT 1210 |
| GARELLI | SPO1SPO2 (Electric-Starter) | - | YB9-B | CT 1210 |
| GARELLI | TOP Rally (Electric-Starter) | - | YB9-B | CT 1210 |
| GARELLI | X | - | YB9-B | CT 1210 |
| GARELLI | XR1, XR2 (Electric-Starter) | - | YB9-B | CT 1210 |
| GARELLI | Runner VXR4T | - | YT12B-BS | CT 1212.1 |
| GARELLI | Arizona (Kick-Starter) | - | YB9-B | CT 1210 |
| GARELLI | Fast Bike (Kick-Starter) | - | YB9-B | CT 1210 |
| GARELLI | RTX, RV, RX (Electric-Starter) | - | YB9-B | CT 1210 |
| GARELLI | RV (Electric-Starter) | - | YB9-B | CT 1210 |
| GARELLI | 503 | - | YT4L-BS, YTX4L-BS, YT4L-BS | CT 1204 |
| GAS GAS | | | | |
| Gas Gas | FSR450 | 2008 | YTZ7S, YTX5L-BS | CT 1205, CT 1207.2 |
| Gas Gas | Pampera | 2001 | YTZ5S-BS, YTX4L-BS | CT 1204 |
| Gas Gas | Pampera | 2000 | YTZ5S-BS, YTX4L-BS | CT 1204 |
| Gas Gas | Pampera | 1999 | YTZ5S-BS, YTX4L-BS | CT 1204 |
| Gas Gas | Pampera | 1998 | YTZ5S-BS, YTX4L-BS | CT 1204 |
| Gas Gas | Pampera | 1997 | YTZ5S-BS, YTX4L-BS | CT 1204 |
| Gas Gas | Pampera | 1996 | YTZ5S-BS, YTX4L-BS | CT 1204 |
| GILERA | | | | |
| Gilera | RV NGR E-Starter | ALLYEARS | YB10L-B | CT 1210 |
| Gilera | Arizona Rally | ALLYEARS | YB10L-B | CT 1210 |
| Gilera | RC Rally | ALLYEARS | YB10L-B | CT 1210 |
| Gilera | TOP Rally E-Starter | ALLYEARS | YB9-B | CT 1210 |
| Gilera | GFR E-Starter | ALLYEARS | YB9-B | CT 1210 |
| Gilera | SPO1, SPO2 E-Starter | ALLYEARS | YB9-B | CT 1210 |
| Gilera | Arizona E-Starter | ALLYEARS | YB9-B | CT 1210 |
| Gilera | RTX, RV, RX E-Starter | ALLYEARS | YB9-B | CT 1210 |
| Gilera | XR1, XR2 E-Starter | ALLYEARS | YB9-B | CT 1210 |
| Gilera | R1, R1S EI.-Starter | ALLYEARS | YB9-B | CT 1210 |

| МАРКА | МОДЕЛЬ МОТОЦИКЛА ИЛИ СКУТЕРА | ДАТА ВЫПУСКА | СООТВЕТСТВИЕ JIS-КОДУ | МОДЕЛЬ DELTA |
|-------------------------|---------------------------------|--------------|--------------------------------|---------------------|
| Gilera | Nebraska E-Starter | ALLYEARS | YB9-B | CT 1210 |
| Gilera | Freestyle E-Starter | ALLYEARS | YB9-B | CT 1210 |
| Gilera | Apache E-Starter | ALLYEARS | YB9-B | CT 1210 |
| Gilera | MX1, MXR E-Starter | ALLYEARS | YB9-B | CT 1210 |
| Gilera | Fast Bike E-Starter | ALLYEARS | YB9-B | CT 1210 |
| Gilera | Fast Bike | ALLYEARS | YB9-B | CT 1210 |
| Gilera | KK, KZ E-Starter | ALLYEARS | YB9-B | CT 1210 |
| Gilera | CX E-Starter | ALLYEARS | YB9-B | CT 1210 |
| Gilera | Arizona | ALLYEARS | YB9-B | CT 1210 |
| Gilera | Crona E-Starter | ALLYEARS | YB9-B | CT 1210 |
| Gilera | XRT | ALLYEARS | YTX14AHL-BS, SYB14L-A2 | CT 1214.1 |
| Gilera | Top Rally, XRT | ALLYEARS | YTX14AHL-BS, SYB14L-A2 | CT 1214.1 |
| Gilera | RC 600C | 1993 | YTX14AHL-BS, SYB14L-A2 | CT 1214.1 |
| Gilera | Nordwest | 1993 | YTX14AHL-BS, SYB14L-A2 | CT 1214.1 |
| GUANGYANG MOTOR | | | | |
| GUANGYANG MOTOR | CK100 | - | YTX5L-BS | CT 1205 |
| GUANGYANG MOTOR | CK125T, CK125-2F | - | YTX7A-BS | CT 1207 |
| GUANGYANG MOTOR | KN125T, KK125T | - | YTX7A-BS | CT 1207 |
| GUANGYANG MOTOR | CK150 | - | YTX9-BS | CT 1209 |
| GUANGZHOU HUANAN | | | | |
| GUANGZHOU HUANAN | FYFY | - | YT4L-BS, YTX4L-BS, YT4L-BS | CT 1204 |
| GUANGZHOU HUANAN | FYJ | - | 12N9-4B-1 | CT 1210 |
| GUANGZHOU HUANAN | FYLS/FYFSB | - | YTX7L-BS | CT 1207.1 |
| GUANGZHOU HUANAN | FYT3A | - | YTX5L-BS | CT 1205 |
| GUANGZHOU HUANAN | H2100 | - | YTX7A-BS | CT 1207 |
| HAOJIN | | | | |
| HAOJIN | HJ100TA | - | YTX7A-BS | CT 1207 |
| HAOJIN | HJ100TE | - | YTX7A-BS | CT 1207 |
| HAOJIN | HJ1252,3,5,9,10,15,18 | - | 12N9-4B-1 | CT 1210 |
| HAOJIN | HJ125T,3,8,B,D,2D | - | YTX7A-BS | CT 1207 |
| HAOJIN | HJ150910 | - | 12N9-4B-1 | CT 1210 |
| HAOJIN | HJ150ST | - | YTX9_BS | CT 1209 |
| HAOJIN | HJ250 | - | 12N9-4B-1 | CT 1210 |
| HARLEY-DAVIDSON | | | | |
| Harley-Davidson | MT500 (Military) | ALLYEARS | YTX14AHL-BS, SYB14L-A2 | CT 1214.1 |
| Harley-Davidson | FX, FL (Softail) | 2020 | GYZ20HL, YTX20HL-BS, YTX20L-BS | CT 12201, EPS 12201 |
| Harley-Davidson | FX, FL (Softail) | 2019 | GYZ20HL, YTX20HL-BS, YTX20L-BS | CT 12201, EPS 12201 |
| Harley-Davidson | FLH, FLT Series Touring, FLR | 2019 | GYZ32HL, YIX30L-BS, YB30L-B | CT 1230, EPS 1230 |
| Harley-Davidson | FLH, FLT Series Touring | 2019 | GYZ32HL, YIX30L-BS, YB30L-B | CT 1230, EPS 1230 |
| Harley-Davidson | CVO FLH Series | 2019 | GYZ32HL, YIX30L-BS, YB30L-B | CT 1230, EPS 1230 |
| Harley-Davidson | FX, FL (Softail) | 2018 | GYZ20HL, YTX20HL-BS, YTX20L-BS | CT 12201, EPS 12201 |
| Harley-Davidson | FLH, FLT Series Touring | 2018 | GYZ32HL, YIX30L-BS, YB30L-B | CT 1230, EPS 1230 |
| Harley-Davidson | CVO FLH Series | 2018 | GYZ32HL, YIX30L-BS, YB30L-B | CT 1230, EPS 1230 |
| Harley-Davidson | FLH, FLT Series Touring, FLR | 2018 | GYZ32HL, YIX30L-BS, YB30L-B | CT 1230, EPS 1230 |
| Harley-Davidson | FLS (Softail) | 2017 | GYZ20HL, YTX20HL-BS, YTX20L-BS | CT 12201, EPS 12201 |
| Harley-Davidson | FLS (Softail), FXS | 2017 | GYZ20HL, YTX20HL-BS, YTX20L-BS | CT 12201, EPS 12201 |
| Harley-Davidson | FXD (Dyna) | 2017 | GYZ20HL, YTX20HL-BS, YTX20L-BS | CT 12201, EPS 12201 |
| Harley-Davidson | FLS (Softail Slim S, Fat Boy S) | 2017 | GYZ20HL, YTX20HL-BS, YTX20L-BS | CT 12201, EPS 12201 |
| Harley-Davidson | FLH, FLT Series Touring, FLR | 2017 | GYZ32HL, YIX30L-BS, YB30L-B | CT 1230, EPS 1230 |
| Harley-Davidson | CVO FLH Series | 2017 | GYZ32HL, YIX30L-BS, YB30L-B | CT 1230, EPS 1230 |
| Harley-Davidson | FLH, FLT Series Touring | 2017 | GYZ32HL, YIX30L-BS, YB30L-B | CT 1230, EPS 1230 |

| МАРКА | МОДЕЛЬ МОТОЦИКЛА ИЛИ СКУТЕРА | ДАТА ВЫПУСКА | СООТВЕТСТВИЕ JIS-КОДУ | МОДЕЛЬ DELTA |
|-----------------|---------------------------------|--------------|--------------------------------|---------------------|
| Harley-Davidson | FLS (Softail) | 2016 | GYZ20HL, YTX20HL-BS, YTX20L-BS | CT 12201, EPS 12201 |
| Harley-Davidson | FLS (Softail Slim S, Fat Boy S) | 2016 | GYZ20HL, YTX20HL-BS, YTX20L-BS | CT 12201, EPS 12201 |
| Harley-Davidson | FXD (Dyna) | 2016 | GYZ20HL, YTX20HL-BS, YTX20L-BS | CT 12201, EPS 12201 |
| Harley-Davidson | FLS (Softail), FXS | 2016 | GYZ20HL, YTX20HL-BS, YTX20L-BS | CT 12201, EPS 12201 |
| Harley-Davidson | FLH, FLT (Touring) | 2016 | GYZ32HL, YIX30L-BS, YB30L-B | CT 1230, EPS 1230 |
| Harley-Davidson | CVO FLH (Touring) | 2016 | GYZ32HL, YIX30L-BS, YB30L-B | CT 1230, EPS 1230 |
| Harley-Davidson | FLH, FLT (Touring), FLR | 2016 | GYZ32HL, YIX30L-BS, YB30L-B | CT 1230, EPS 1230 |
| Harley-Davidson | FLS (Softail), FXS | 2015 | GYZ20HL, YTX20HL-BS, YTX20L-BS | CT 12201, EPS 12201 |
| Harley-Davidson | CVO FLST (Softail) | 2015 | GYZ20HL, YTX20HL-BS, YTX20L-BS | CT 12201, EPS 12201 |
| Harley-Davidson | FLS (Softail) | 2015 | GYZ20HL, YTX20HL-BS, YTX20L-BS | CT 12201, EPS 12201 |
| Harley-Davidson | FXD (Dyna) | 2015 | GYZ20HL, YTX20HL-BS, YTX20L-BS | CT 12201, EPS 12201 |
| Harley-Davidson | CVO FXD (Dyna) | 2015 | GYZ20HL, YTX20HL-BS, YTX20L-BS | CT 12201, EPS 12201 |
| Harley-Davidson | FLH, FLT (Touring), FLR | 2015 | GYZ32HL, YIX30L-BS, YB30L-B | CT 1230, EPS 1230 |
| Harley-Davidson | FLH, FLT (Touring) | 2015 | GYZ32HL, YIX30L-BS, YB30L-B | CT 1230, EPS 1230 |
| Harley-Davidson | CVO FLH (Touring) | 2015 | GYZ32HL, YIX30L-BS, YB30L-B | CT 1230, EPS 1230 |
| Harley-Davidson | FXD (Dyna) | 2014 | GYZ20HL, YTX20HL-BS, YTX20L-BS | CT 12201, EPS 12201 |
| Harley-Davidson | CVO FXD (Dyna) | 2014 | GYZ20HL, YTX20HL-BS, YTX20L-BS | CT 12201, EPS 12201 |
| Harley-Davidson | CVO FLST (Softail) | 2014 | GYZ20HL, YTX20HL-BS, YTX20L-BS | CT 12201, EPS 12201 |
| Harley-Davidson | FLS (Softail), FXS | 2014 | GYZ20HL, YTX20HL-BS, YTX20L-BS | CT 12201, EPS 12201 |
| Harley-Davidson | FLS (Softail) | 2014 | GYZ20HL, YTX20HL-BS, YTX20L-BS | CT 12201, EPS 12201 |
| Harley-Davidson | CVO FLH (Touring) | 2014 | GYZ32HL, YIX30L-BS, YB30L-B | CT 1230, EPS 1230 |
| Harley-Davidson | FLH, FLT (Touring), FLR | 2014 | GYZ32HL, YIX30L-BS, YB30L-B | CT 1230, EPS 1230 |
| Harley-Davidson | FLH, FLT (Touring) | 2014 | GYZ32HL, YIX30L-BS, YB30L-B | CT 1230, EPS 1230 |
| Harley-Davidson | CVO FLST (Softail) | 2013 | GYZ20HL, YTX20HL-BS, YTX20L-BS | CT 12201, EPS 12201 |
| Harley-Davidson | FXD (Dyna) | 2013 | GYZ20HL, YTX20HL-BS, YTX20L-BS | CT 12201, EPS 12201 |
| Harley-Davidson | FLS (Softail), FXS | 2013 | GYZ20HL, YTX20HL-BS, YTX20L-BS | CT 12201, EPS 12201 |
| Harley-Davidson | CVO FXD (Dyna) | 2013 | GYZ20HL, YTX20HL-BS, YTX20L-BS | CT 12201, EPS 12201 |
| Harley-Davidson | FLS (Softail) | 2013 | GYZ20HL, YTX20HL-BS, YTX20L-BS | CT 12201, EPS 12201 |
| Harley-Davidson | CVO FLH (Touring) | 2013 | GYZ32HL, YIX30L-BS, YB30L-B | CT 1230, EPS 1230 |
| Harley-Davidson | FLH, FLT (Touring) | 2013 | GYZ32HL, YIX30L-BS, YB30L-B | CT 1230, EPS 1230 |
| Harley-Davidson | FLH, FLT (Touring), FLR | 2013 | GYZ32HL, YIX30L-BS, YB30L-B | CT 1230, EPS 1230 |
| Harley-Davidson | FLS (Softail), FXS | 2012 | GYZ20HL, YTX20HL-BS, YTX20L-BS | CT 12201, EPS 12201 |
| Harley-Davidson | FXD (Dyna) | 2012 | GYZ20HL, YTX20HL-BS, YTX20L-BS | CT 12201, EPS 12201 |
| Harley-Davidson | CVO FXD (Dyna) | 2012 | GYZ20HL, YTX20HL-BS, YTX20L-BS | CT 12201, EPS 12201 |
| Harley-Davidson | FLS (Softail) | 2012 | GYZ20HL, YTX20HL-BS, YTX20L-BS | CT 12201, EPS 12201 |
| Harley-Davidson | CVO FLST (Softail) | 2012 | GYZ20HL, YTX20HL-BS, YTX20L-BS | CT 12201, EPS 12201 |
| Harley-Davidson | FLH, FLT (Touring) | 2012 | GYZ32HL, YIX30L-BS, YB30L-B | CT 1230, EPS 1230 |
| Harley-Davidson | CVO FLH (Touring) | 2012 | GYZ32HL, YIX30L-BS, YB30L-B | CT 1230, EPS 1230 |
| Harley-Davidson | FLH, FLT (Touring), FLR | 2012 | GYZ32HL, YIX30L-BS, YB30L-B | CT 1230, EPS 1230 |
| Harley-Davidson | CVO FLST (Softail) | 2011 | GYZ20HL, YTX20HL-BS, YTX20L-BS | CT 12201, EPS 12201 |
| Harley-Davidson | FXD Series (Dyna) | 2011 | GYZ20HL, YTX20HL-BS, YTX20L-BS | CT 12201, EPS 12201 |
| Harley-Davidson | FXST, FLST Series (Softail) | 2011 | GYZ20HL, YTX20HL-BS, YTX20L-BS | CT 12201, EPS 12201 |
| Harley-Davidson | CVO FXD (Dyna) | 2011 | GYZ20HL, YTX20HL-BS, YTX20L-BS | CT 12201, EPS 12201 |
| Harley-Davidson | FLH, FLT (Touring) | 2011 | GYZ32HL, YIX30L-BS, YB30L-B | CT 1230, EPS 1230 |
| Harley-Davidson | CVO FLH (Touring) | 2011 | GYZ32HL, YIX30L-BS, YB30L-B | CT 1230, EPS 1230 |
| Harley-Davidson | FLH, FLT (Touring), FLR | 2011 | GYZ32HL, YIX30L-BS, YB30L-B | CT 1230, EPS 1230 |
| Harley-Davidson | CVO FLST (Softail) | 2010 | GYZ20HL, YTX20HL-BS, YTX20L-BS | CT 12201, EPS 12201 |
| Harley-Davidson | FXD Series (Dyna) | 2010 | GYZ20HL, YTX20HL-BS, YTX20L-BS | CT 12201, EPS 12201 |
| Harley-Davidson | FXST, FLST Series (Softail) | 2010 | GYZ20HL, YTX20HL-BS, YTX20L-BS | CT 12201, EPS 12201 |
| Harley-Davidson | CVO FXD (Dyna) | 2010 | GYZ20HL, YTX20HL-BS, YTX20L-BS | CT 12201, EPS 12201 |
| Harley-Davidson | CVO FLH (Touring) | 2010 | GYZ32HL, YIX30L-BS, YB30L-B | CT 1230, EPS 1230 |
| Harley-Davidson | FL, FLH Series (Touring) | 2010 | GYZ32HL, YIX30L-BS, YB30L-B | CT 1230, EPS 1230 |
| Harley-Davidson | FXD Series (Dyna) | 2009 | GYZ20HL, YTX20HL-BS, YTX20L-BS | CT 12201, EPS 12201 |
| Harley-Davidson | CVO FXD (Dyna) | 2009 | GYZ20HL, YTX20HL-BS, YTX20L-BS | CT 12201, EPS 12201 |
| Harley-Davidson | FXST, FLST Series (Softail) | 2009 | GYZ20HL, YTX20HL-BS, YTX20L-BS | CT 12201, EPS 12201 |
| Harley-Davidson | CVO FLST (Softail) | 2009 | GYZ20HL, YTX20HL-BS, YTX20L-BS | CT 12201, EPS 12201 |
| Harley-Davidson | CVO FLH (Touring) | 2009 | GYZ32HL, YIX30L-BS, YB30L-B | CT 1230, EPS 1230 |

| МАРКА | МОДЕЛЬ МОТОЦИКЛА ИЛИ СКУТЕРА | ДАТА ВЫПУСКА | СООТВЕТСТВИЕ JIS-КОДУ | МОДЕЛЬ DELTA |
|-----------------|------------------------------|--------------|---|---------------------|
| Harley-Davidson | FL, FLH Series (Touring) | 2009 | GYZ32HL, YIX30L-BS, YB30L-B | CT 1230, EPS 1230 |
| Harley-Davidson | FXST, FLST Series (Softail) | 2008 | GYZ20HL, YTX20HL-BS, YTX20L-BS | CT 12201, EPS 12201 |
| Harley-Davidson | CVO FXD (Dyna) | 2008 | GYZ20HL, YTX20HL-BS, YTX20L-BS | CT 12201, EPS 12201 |
| Harley-Davidson | CVO FLST (Softail) | 2008 | GYZ20HL, YTX20HL-BS, YTX20L-BS | CT 12201, EPS 12201 |
| Harley-Davidson | FXD Series (Dyna) | 2008 | GYZ20HL, YTX20HL-BS, YTX20L-BS | CT 12201, EPS 12201 |
| Harley-Davidson | FL, FLH Series (Touring) | 2008 | GYZ32HL, YIX30L-BS, YB30L-B | CT 1230, EPS 1230 |
| Harley-Davidson | CVO FLH (Touring) | 2008 | GYZ32HL, YIX30L-BS, YB30L-B | CT 1230, EPS 1230 |
| Harley-Davidson | FXST, FLST Series (Softail) | 2007 | GYZ20HL, YTX20HL-BS, YTX20L-BS | CT 12201, EPS 12201 |
| Harley-Davidson | CVO FXD (Dyna) | 2007 | GYZ20HL, YTX20HL-BS, YTX20L-BS | CT 12201, EPS 12201 |
| Harley-Davidson | FXD Series (Dyna) | 2007 | GYZ20HL, YTX20HL-BS, YTX20L-BS | CT 12201, EPS 12201 |
| Harley-Davidson | CVO FLST (Softail) | 2007 | GYZ20HL, YTX20HL-BS, YTX20L-BS | CT 12201, EPS 12201 |
| Harley-Davidson | CVO FLH (Touring) | 2007 | GYZ32HL, YIX30L-BS, YB30L-B | CT 1230, EPS 1230 |
| Harley-Davidson | FL, FLH Series (Touring) | 2007 | GYZ32HL, YIX30L-BS, YB30L-B | CT 1230, EPS 1230 |
| Harley-Davidson | FXD Series (Dyna) | 2006 | GYZ20HL, YTX20HL-BS, YTX20L-BS | CT 12201, EPS 12201 |
| Harley-Davidson | FXST, FLST Series (Softail) | 2006 | GYZ20HL, YTX20HL-BS, YTX20L-BS | CT 12201, EPS 12201 |
| Harley-Davidson | FL, FLH Series (Touring) | 2006 | GYZ32HL, YIX30L-BS, YB30L-B | CT 1230, EPS 1230 |
| Harley-Davidson | FXST, FLST Series (Softail) | 2005 | GYZ20HL, YTX20HL-BS, YTX20L-BS | CT 12201, EPS 12201 |
| Harley-Davidson | FXD Series (Dyna) | 2005 | GYZ20HL, YTX20HL-BS, YTX20L-BS | CT 12201, EPS 12201 |
| Harley-Davidson | FL, FLH Series (Touring) | 2005 | GYZ32HL, YIX30L-BS, YB30L-B | CT 1230, EPS 1230 |
| Harley-Davidson | FXST, FLST Series (Softail) | 2004 | GYZ20HL, YTX20HL-BS, YTX20L-BS | CT 12201, EPS 12201 |
| Harley-Davidson | FXD Series (Dyna) | 2004 | GYZ20HL, YTX20HL-BS, YTX20L-BS | CT 12201, EPS 12201 |
| Harley-Davidson | FL, FLH Series (Touring) | 2004 | GYZ32HL, YIX30L-BS, YB30L-B | CT 1230, EPS 1230 |
| Harley-Davidson | FXD Series (Dyna) | 2003 | GYZ20HL, YTX20HL-BS, YTX20L-BS | CT 12201, EPS 12201 |
| Harley-Davidson | FXST, FLST Series (Softail) | 2003 | GYZ20HL, YTX20HL-BS, YTX20L-BS | CT 12201, EPS 12201 |
| Harley-Davidson | FL, FLH Series (Touring) | 2003 | GYZ32HL, YIX30L-BS, YB30L-B | CT 1230, EPS 1230 |
| Harley-Davidson | XL, XLH (Sportster) | 2003 | YTX20L-BS | CT 12201, EPS 12201 |
| Harley-Davidson | FXST, FLST Series (Softail) | 2002 | GYZ20HL, YTX20HL-BS, YTX20L-BS | CT 12201, EPS 12201 |
| Harley-Davidson | FXD Series (Dyna) | 2002 | GYZ20HL, YTX20HL-BS, YTX20L-BS | CT 12201, EPS 12201 |
| Harley-Davidson | FL, FLH Series (Touring) | 2002 | GYZ32HL, YIX30L-BS, YB30L-B | CT 1230, EPS 1230 |
| Harley-Davidson | XL, XLH (Sportster) | 2002 | YTX20L-BS | CT 12201, EPS 12201 |
| Harley-Davidson | FXD Series (Dyna) | 2001 | GYZ20HL, YTX20HL-BS, YTX20L-BS | CT 12201, EPS 12201 |
| Harley-Davidson | FXST, FLST Series (Softail) | 2001 | GYZ20HL, YTX20HL-BS, YTX20L-BS | CT 12201, EPS 12201 |
| Harley-Davidson | FL, FLH Series (Touring) | 2001 | GYZ32HL, YIX30L-BS, YB30L-B | CT 1230, EPS 1230 |
| Harley-Davidson | XL, XLH (Sportster) | 2001 | YTX20L-BS | CT 12201, EPS 12201 |
| Harley-Davidson | FXR Series | 2000 | GYZ20H, YTX20H-BS, YTX20-BS, YB16-B-CX | CT 1218, EPS 1218 |
| Harley-Davidson | FXST, FLST Series (Softail) | 2000 | GYZ20HL, YTX20HL-BS, YTX20L-BS | CT 12201, EPS 12201 |
| Harley-Davidson | FXD Series (Dyna) | 2000 | GYZ20HL, YTX20HL-BS, YTX20L-BS | CT 12201, EPS 12201 |
| Harley-Davidson | FL, FLH Series (Touring) | 2000 | GYZ32HL, YIX30L-BS, YB30L-B | CT 1230, EPS 1230 |
| Harley-Davidson | XL, XLH (Sportster) | 2000 | YTX20L-BS | CT 12201, EPS 12201 |
| Harley-Davidson | FXR Series | 1999 | GYZ20H, YTX20H-BS, YTX20-BS, YB16-B-CX | CT 1218, EPS 1218 |
| Harley-Davidson | FLST Series (Softail) | 1999 | GYZ20HL, YTX20HL-BS, YTX20L-BS | CT 12201, EPS 12201 |
| Harley-Davidson | FXD/FXST Series (Dyna) | 1999 | GYZ20HL, YTX20HL-BS, YTX20L-BS | CT 12201, EPS 12201 |
| Harley-Davidson | FXD Series (Dyna) | 1999 | GYZ20HL, YTX20HL-BS, YTX20L-BS | CT 12201, EPS 12201 |
| Harley-Davidson | FL, FLH Series (Touring) | 1999 | GYZ32HL, YIX30L-BS, YB30L-B | CT 1230, EPS 1230 |
| Harley-Davidson | XL, XLH (Sportster) | 1999 | YTX20L-BS | CT 12201, EPS 12201 |
| Harley-Davidson | FXD/FXST Series (Dyna) | 1998 | GYZ20HL, YTX20HL-BS, YTX20L-BS | CT 12201, EPS 12201 |
| Harley-Davidson | FLST Series (Softail) | 1998 | GYZ20HL, YTX20HL-BS, YTX20L-BS | CT 12201, EPS 12201 |
| Harley-Davidson | FL, FLH Series (Touring) | 1998 | GYZ32HL, YIX30L-BS, YB30L-B | CT 1230, EPS 1230 |
| Harley-Davidson | XL, XLH (Sportster) | 1998 | YTX20L-BS | CT 12201, EPS 12201 |
| Harley-Davidson | FLST Series (Softail) | 1997 | GYZ20HL, YTX20HL-BS, YTX20L-BS | CT 12201, EPS 12201 |
| Harley-Davidson | FXD/FXST Series (Dyna) | 1997 | GYZ20HL, YTX20HL-BS, YTX20L-BS | CT 12201, EPS 12201 |
| Harley-Davidson | FL, FLH Series (Touring) | 1997 | GYZ32HL, YIX30L-BS, YB30L-B | CT 1230, EPS 1230 |
| Harley-Davidson | XL, XLH (Sportster) | 1997 | YTX20L-BS | CT 12201, EPS 12201 |
| Harley-Davidson | FXD/FXST Series (Dyna) | 1996 | GYZ20HL, YTX20HL-BS, YTX20L-BS, YB16HL-A-CX | CT 12201, EPS 12201 |

| МАРКА | МОДЕЛЬ МОТОЦИКЛА ИЛИ СКУТЕРА | ДАТА ВЫПУСКА | СООТВЕТСТВИЕ JIS-КОДУ | МОДЕЛЬ DELTA |
|-----------------|------------------------------|--------------|---|---------------------|
| Harley-Davidson | FLST Series (Softail) | 1996 | GYZ20HL, YTX20HL-BS, YTX20L-BS, YB16HL-A-CX | CT 12201, EPS 12201 |
| Harley-Davidson | XL, XLH (Sportster) | 1996 | YTX20H-BS, YTX20-BS, YB16-B-CX | CT 1218, EPS 1218 |
| Harley-Davidson | XLH (Sportster) | 1996 | YTX20H-BS, YTX20-BS, YB16-B-CX | CT 1218, EPS 1218 |
| Harley-Davidson | FL, FLH Series (Touring) | 1996 | YTX24HL-BS, Y50-N18L-A-CX | CT 1220, EPS 1220 |
| Harley-Davidson | FXD/FXST Series (Dyna) | 1995 | GYZ20HL, YTX20HL-BS, YTX20L-BS, YB16HL-A-CX | CT 12201, EPS 12201 |
| Harley-Davidson | FLST Series (Softail) | 1995 | GYZ20HL, YTX20HL-BS, YTX20L-BS, YB16HL-A-CX | CT 12201, EPS 12201 |
| Harley-Davidson | XL, XLH (Sportster) | 1995 | YTX20H-BS, YTX20-BS, YB16-B-CX | CT 1218, EPS 1218 |
| Harley-Davidson | XLH (Sportster) | 1995 | YTX20H-BS, YTX20-BS, YB16-B-CX | CT 1218, EPS 1218 |
| Harley-Davidson | FL, FLH Series (Touring) | 1995 | YTX24HL-BS, Y50-N18L-A-CX | CT 1220, EPS 1220 |
| Harley-Davidson | FX/FXR Series | 1994 | GYZ20H, YTX20H-BS, YTX20-BS, YB16-B-CX | CT 1218, EPS 1218 |
| Harley-Davidson | FLST Series (Softail) | 1994 | GYZ20HL, YTX20HL-BS, YTX20L-BS, YB16HL-A-CX | CT 12201, EPS 12201 |
| Harley-Davidson | FXD/FXST Series (Dyna) | 1994 | GYZ20HL, YTX20HL-BS, YTX20L-BS, YB16HL-A-CX | CT 12201, EPS 12201 |
| Harley-Davidson | XL, XLH (Sportster) | 1994 | YTX20H-BS, YTX20-BS, YB16-B-CX | CT 1218, EPS 1218 |
| Harley-Davidson | XLH (Sportster) | 1994 | YTX20H-BS, YTX20-BS, YB16-B-CX | CT 1218, EPS 1218 |
| Harley-Davidson | FL, FLH Series (Touring) | 1994 | YTX24HL-BS, Y50-N18L-A-CX | CT 1220, EPS 1220 |
| Harley-Davidson | FX/FXR Series | 1993 | GYZ20H, YTX20H-BS, YTX20-BS, YB16-B-CX | CT 1218, EPS 1218 |
| Harley-Davidson | XL Series (Sportster) | 1993 | GYZ20H, YTX20H-BS, YTX20-BS, YB16-B-CX | CT 1218, EPS 1218 |
| Harley-Davidson | FLST Series (Softail) | 1993 | GYZ20HL, YTX20HL-BS, YTX20L-BS, YB16HL-A-CX | CT 12201, EPS 12201 |
| Harley-Davidson | FXD/FXST Series (Dyna) | 1993 | GYZ20HL, YTX20HL-BS, YTX20L-BS, YB16HL-A-CX | CT 12201, EPS 12201 |
| Harley-Davidson | XL, XLH (Sportster) | 1993 | YTX20H-BS, YTX20-BS, YB16-B-CX | CT 1218, EPS 1218 |
| Harley-Davidson | XLH (Sportster) | 1993 | YTX20H-BS, YTX20-BS, YB16-B-CX | CT 1218, EPS 1218 |
| Harley-Davidson | FL, FLH Series (Touring) | 1993 | YTX24HL-BS, Y50-N18L-A-CX | CT 1220, EPS 1220 |
| Harley-Davidson | XL Series (Sportster) | 1992 | GYZ20H, YTX20H-BS, YTX20-BS, YB16-B-CX | CT 1218, EPS 1218 |
| Harley-Davidson | FX/FXR Series | 1992 | GYZ20H, YTX20H-BS, YTX20-BS, YB16-B-CX | CT 1218, EPS 1218 |
| Harley-Davidson | FLST Series (Softail) | 1992 | GYZ20HL, YTX20HL-BS, YTX20L-BS, YB16HL-A-CX | CT 12201, EPS 12201 |
| Harley-Davidson | FXD/FXST Series (Dyna) | 1992 | GYZ20HL, YTX20HL-BS, YTX20L-BS, YB16HL-A-CX | CT 12201, EPS 12201 |
| Harley-Davidson | XLH (Sportster) | 1992 | YTX20H-BS, YTX20-BS, YB16-B-CX | CT 1218, EPS 1218 |
| Harley-Davidson | XL, XLH (Sportster) | 1992 | YTX20H-BS, YTX20-BS, YB16-B-CX | CT 1218, EPS 1218 |
| Harley-Davidson | FL, FLH Series (Touring) | 1992 | YTX24HL-BS, Y50-N18L-A-CX | CT 1220, EPS 1220 |
| Harley-Davidson | XL Series (Sportster) | 1991 | GYZ20H, YTX20H-BS, YTX20-BS, YB16-B-CX | CT 1218, EPS 1218 |
| Harley-Davidson | FX/FXR Series | 1991 | GYZ20H, YTX20H-BS, YTX20-BS, YB16-B-CX | CT 1218, EPS 1218 |
| Harley-Davidson | FLST Series (Softail) | 1991 | GYZ20HL, YTX20HL-BS, YTX20L-BS, YB16HL-A-CX | CT 12201, EPS 12201 |
| Harley-Davidson | FXD/FXST Series (Dyna) | 1991 | GYZ20HL, YTX20HL-BS, YTX20L-BS, YB16HL-A-CX | CT 12201, EPS 12201 |
| Harley-Davidson | XL, XLH (Sportster) | 1991 | YTX20H-BS, YTX20-BS, YB16-B-CX | CT 1218, EPS 1218 |
| Harley-Davidson | XLH (Sportster) | 1991 | YTX20H-BS, YTX20-BS, YB16-B-CX | CT 1218, EPS 1218 |
| Harley-Davidson | FL, FLH Series (Touring) | 1991 | YTX24HL-BS, Y50-N18L-A-CX | CT 1220, EPS 1220 |
| Harley-Davidson | FXST, FLST Series (Softail) | 1990 | GYZ20H, YTX20H-BS, YTX20-BS, YB16-B-CX | CT 1218, EPS 1218 |
| Harley-Davidson | FX/FXR Series | 1990 | GYZ20H, YTX20H-BS, YTX20-BS, YB16-B-CX | CT 1218, EPS 1218 |
| Harley-Davidson | XL Series (Sportster) | 1990 | GYZ20H, YTX20H-BS, YTX20-BS, YB16-B-CX | CT 1218, EPS 1218 |
| Harley-Davidson | XLH (Sportster) | 1990 | YTX20H-BS, YTX20-BS, YB16-B-CX | CT 1218, EPS 1218 |

| МАРКА | МОДЕЛЬ МОТОЦИКЛА ИЛИ СКУТЕРА | ДАТА ВЫПУСКА | СООТВЕТСТВИЕ JIS-КОДУ | МОДЕЛЬ DELTA |
|-----------------|------------------------------|--------------|--|-------------------|
| Harley-Davidson | XL, XLH (Sportster) | 1990 | YTX20H-BS, YTX20-BS, YB16-B-CX | CT 1218, EPS 1218 |
| Harley-Davidson | FL, FLH Series (Touring) | 1990 | YTX24HL-BS, Y50-N18L-A-CX | CT 1220, EPS 1220 |
| Harley-Davidson | FXST, FLST Series (Softail) | 1989 | GYZ20H, YTX20H-BS, YTX20-BS, YB16-B-CX | CT 1218, EPS 1218 |
| Harley-Davidson | XL Series (Sportster) | 1989 | GYZ20H, YTX20H-BS, YTX20-BS, YB16-B-CX | CT 1218, EPS 1218 |
| Harley-Davidson | FX/FXR Series | 1989 | GYZ20H, YTX20H-BS, YTX20-BS, YB16-B-CX | CT 1218, EPS 1218 |
| Harley-Davidson | XLH (Sportster) | 1989 | YTX20H-BS, YTX20-BS, YB16-B-CX | CT 1218, EPS 1218 |
| Harley-Davidson | XL, XLH (Sportster) | 1989 | YTX20H-BS, YTX20-BS, YB16-B-CX | CT 1218, EPS 1218 |
| Harley-Davidson | FL, FLH Series (Touring) | 1989 | YTX24HL-BS, Y50-N18L-A-CX | CT 1220, EPS 1220 |
| Harley-Davidson | FXST, FLST Series (Softail) | 1988 | GYZ20H, YTX20H-BS, YTX20-BS, YB16-B-CX | CT 1218, EPS 1218 |
| Harley-Davidson | XL Series (Sportster) | 1988 | GYZ20H, YTX20H-BS, YTX20-BS, YB16-B-CX | CT 1218, EPS 1218 |
| Harley-Davidson | FX/FXR Series | 1988 | GYZ20H, YTX20H-BS, YTX20-BS, YB16-B-CX | CT 1218, EPS 1218 |
| Harley-Davidson | XLH (Sportster) | 1988 | YTX20H-BS, YTX20-BS, YB16-B-CX | CT 1218, EPS 1218 |
| Harley-Davidson | XL, XLH (Sportster) | 1988 | YTX20H-BS, YTX20-BS, YB16-B-CX | CT 1218, EPS 1218 |
| Harley-Davidson | FL, FLH Series (Touring) | 1988 | YTX24HL-BS, Y50-N18L-A-CX | CT 1220, EPS 1220 |
| Harley-Davidson | XL Series (Sportster) | 1987 | GYZ20H, YTX20H-BS, YTX20-BS, YB16-B-CX | CT 1218, EPS 1218 |
| Harley-Davidson | FX/FXR Series | 1987 | GYZ20H, YTX20H-BS, YTX20-BS, YB16-B-CX | CT 1218, EPS 1218 |
| Harley-Davidson | FXST, FLST Series (Softail) | 1987 | GYZ20H, YTX20H-BS, YTX20-BS, YB16-B-CX | CT 1218, EPS 1218 |
| Harley-Davidson | XL, XLH (Sportster) | 1987 | YTX20H-BS, YTX20-BS, YB16-B-CX | CT 1218, EPS 1218 |
| Harley-Davidson | XLH (Sportster) | 1987 | YTX20H-BS, YTX20-BS, YB16-B-CX | CT 1218, EPS 1218 |
| Harley-Davidson | FL, FLH Series (Touring) | 1987 | YTX24HL-BS, Y50-N18L-A-CX | CT 1220, EPS 1220 |
| Harley-Davidson | FXST, FLST Series (Softail) | 1986 | GYZ20H, YTX20H-BS, YTX20-BS, YB16-B-CX | CT 1218, EPS 1218 |
| Harley-Davidson | FX/FXR Series | 1986 | GYZ20H, YTX20H-BS, YTX20-BS, YB16-B-CX | CT 1218, EPS 1218 |
| Harley-Davidson | XLH (Sportster) | 1986 | YTX20H-BS, YTX20-BS, YB16-B-CX | CT 1218, EPS 1218 |
| Harley-Davidson | FL, FLH Series (Touring) | 1986 | YTX24HL-BS, Y50-N18L-A-CX | CT 1220, EPS 1220 |
| Harley-Davidson | FX/FXR Series | 1985 | GYZ20H, YTX20H-BS, YTX20-BS, YB16-B-CX | CT 1218, EPS 1218 |
| Harley-Davidson | 1000 XLX-61, XR1000 | 1985 | GYZ20H, YTX20H-BS, YTX20-BS, YB16-B-CX | CT 1218, EPS 1218 |
| Harley-Davidson | XL Series (Sportster) | 1985 | GYZ20H, YTX20H-BS, YTX20-BS, YB16-B-CX | CT 1218, EPS 1218 |
| Harley-Davidson | FXST, FLST Series (Softail) | 1985 | GYZ20H, YTX20H-BS, YTX20-BS, YB16-B-CX | CT 1218, EPS 1218 |
| Harley-Davidson | FL, FLH Series (Touring) | 1985 | YTX24HL-BS, Y50-N18L-A-CX | CT 1220, EPS 1220 |
| Harley-Davidson | FX/FXR Series | 1984 | GYZ20H, YTX20H-BS, YTX20-BS, YB16-B-CX | CT 1218, EPS 1218 |
| Harley-Davidson | XL Series (Sportster) | 1984 | GYZ20H, YTX20H-BS, YTX20-BS, YB16-B-CX | CT 1218, EPS 1218 |
| Harley-Davidson | FXST, FLST Series (Softail) | 1984 | GYZ20H, YTX20H-BS, YTX20-BS, YB16-B-CX | CT 1218, EPS 1218 |
| Harley-Davidson | 1000 XLX-61, XR1000 | 1984 | GYZ20H, YTX20H-BS, YTX20-BS, YB16-B-CX | CT 1218, EPS 1218 |
| Harley-Davidson | XL Series (Sportster) | 1983 | GYZ20H, YTX20H-BS, YTX20-BS, YB16-B-CX | CT 1218, EPS 1218 |
| Harley-Davidson | FX/FXR Series | 1983 | GYZ20H, YTX20H-BS, YTX20-BS, YB16-B-CX | CT 1218, EPS 1218 |
| Harley-Davidson | 1000 XLX-61, XR1000 | 1983 | GYZ20H, YTX20H-BS, YTX20-BS, YB16-B-CX | CT 1218, EPS 1218 |
| Harley-Davidson | FX/FXR Series | 1982 | GYZ20H, YTX20H-BS, YTX20-BS, YB16-B-CX | CT 1218, EPS 1218 |

| МАРКА | МОДЕЛЬ МОТОЦИКЛА ИЛИ СКУТЕРА | ДАТА ВЫПУСКА | СООТВЕТСТВИЕ JIS-КОДУ | МОДЕЛЬ DELTA |
|-------------------------|---|--------------|--|-------------------------------|
| Harley-Davidson | XL Series (Sportster) | 1982 | GYZ20H, YTX20H-BS, YTX20-BS, YB16-B-CX | CT 1218, EPS 1218 |
| Harley-Davidson | FX/FXR Series | 1981 | GYZ20H, YTX20H-BS, YTX20-BS, YB16-B-CX | CT 1218, EPS 1218 |
| Harley-Davidson | XL Series (Sportster) | 1981 | GYZ20H, YTX20H-BS, YTX20-BS, YB16-B-CX | CT 1218, EPS 1218 |
| Harley-Davidson | FX/FXR Series | 1980 | GYZ20H, YTX20H-BS, YTX20-BS, YB16-B-CX | CT 1218, EPS 1218 |
| Harley-Davidson | XL Series (Sportster) | 1980 | GYZ20H, YTX20H-BS, YTX20-BS, YB16-B-CX | CT 1218, EPS 1218 |
| Harley-Davidson | FX/FXR Series | 1979 | GYZ20H, YTX20H-BS, YTX20-BS, YB16-B-CX | CT 1218, EPS 1218 |
| Harley-Davidson | XL Series (Sportster) | 1979 | GYZ20H, YTX20H-BS, YTX20-BS, YB16-B-CX | CT 1218, EPS 1218 |
| Harley-Davidson | XLCR Cafe Racer | 1978 | GYZ20H, YTX20H-BS, YTX20-BS, YB16-B-CX | CT 1218, EPS 1218 |
| Harley-Davidson | FX Series (Electric Start) | 1978 | YTX20H-BS, YTX20-BS, YB16-B-CX | CT 1218, EPS 1218 |
| Harley-Davidson | XLCR Cafe Racer | 1977 | GYZ20H, YTX20H-BS, YTX20-BS, YB16-B-CX | CT 1218, EPS 1218 |
| Harley-Davidson | FX Series (Electric Start) | 1977 | YTX20H-BS, YTX20-BS, YB16-B-CX | CT 1218, EPS 1218 |
| Harley-Davidson | FX Series (Electric Start) | 1976 | YTX20H-BS, YTX20-BS, YB16-B-CX | CT 1218, EPS 1218 |
| Harley-Davidson | FX Series (Electric Start) | 1975 | YTX20H-BS, YTX20-BS, YB16-B-CX | CT 1218, EPS 1218 |
| Harley-Davidson | FX Series (Electric Start) | 1974 | YTX20H-BS, YTX20-BS, YB16-B-CX | CT 1218, EPS 1218 |
| Harley-Davidson | FX Series (Electric Start) | 1973 | YTX20H-BS, YTX20-BS, YB16-B-CX | CT 1218, EPS 1218 |
| Harley-Davidson | FX Series (Electric Start) | 1972 | YTX20H-BS, YTX20-BS, YB16-B-CX | CT 1218, EPS 1218 |
| Harley-Davidson | FX Series (Electric Start) | 1971 | YTX20H-BS, YTX20-BS, YB16-B-CX | CT 1218, EPS 1218 |
| HERCULES (SACHS) | | | | |
| HERCULES (SACHS) | Reggagge, Reggagge Splinter | 1996 - 1997 | YT4L-BS, YTX4L-BS, YT4L-BS | CT 1204 |
| HERCULES (SACHS) | Limbo L, M, MA, ML | 1995 - 1997 | YT4L-BS, YTX4L-BS, YT4L-BS | CT 1204 |
| HERCULES (SACHS) | Gipsy | 1995 | YT4L-BS, YTX4L-BS, YT4L-BS | CT 1204 |
| HERCULES (SACHS) | Samba, Swing | 1994 - 1997 | YT4L-BS, YTX4L-BS, YT4L-BS | CT 1204 |
| HERCULES (SACHS) | KX5 | 1993 - 1997 | YT4L-BS, YTX4L-BS, YT4L-BS | CT 1204 |
| HERCULES (SACHS) | W2000 Wankel | - | YB18L-A | CT 12201, EPS 12201 |
| HMZ | | | | |
| HMZ | Cab | 1996 | YT4L-BS, YTX4L-BS, YT4L-BS | CT 1204 |
| HONDA | | | | |
| Honda | XR650L | 2020 | YTX9-BS | CT 1209 |
| Honda | CBR650F, RA | 2020 | YTZ10S | CT 1210.1 |
| Honda | CB650R, RA | 2020 | YTZ10S | CT 1210.1 |
| Honda | VT750C, C2, C2B, RS Shadow / Phantom/Aero | 2020 | YTZ14S | CT 1211 |
| Honda | VT1300CS, CR, CT, CXA FURY | 2020 | YTZ14S | CT 1211 |
| Honda | CRF125F | 2020 | YTZ5S-BS, YTX4L-BS | CT 1204 |
| Honda | Z125M, MA | 2020 | YTZ5S-BS, YTX4L-BS | CT 1204 |
| Honda | CRF250F | 2020 | YTZ7S | CT 1205, CT 1207.2 |
| Honda | CBR300R, RA | 2020 | YTZ8V, YTX7L-BS | CT 1205, CT 1207.1, CT 1207.2 |
| Honda | XR650L | 2019 | YTX9-BS | CT 1209 |
| Honda | CBR1000RA (ABS) | 2019 | YTZ10S | CT 1210.1 |
| Honda | CBR600RR, RA | 2019 | YTZ10S | CT 1210.1 |
| Honda | CBR650F, RA | 2019 | YTZ10S | CT 1210.1 |
| Honda | CB650R, RA | 2019 | YTZ10S | CT 1210.1 |
| Honda | VT750C, C2, C2B, RS Shadow / Phantom/Aero | 2019 | YTZ14S | CT 1211 |
| Honda | VT1300CS, CR, CT, CXA FURY | 2019 | YTZ14S | CT 1211 |
| Honda | MSX125 Grom | 2019 | YTZ5S-BS, YTX4L-BS | CT 1204 |
| Honda | Z125M, MA | 2019 | YTZ5S-BS, YTX4L-BS | CT 1204 |
| Honda | CRF125F | 2019 | YTZ5S-BS, YTX4L-BS | CT 1204 |
| Honda | NPS50, S Ruckus | 2019 | YTZ7S | CT 1205, CT 1207.2 |

| МАРКА | МОДЕЛЬ МОТОЦИКЛА ИЛИ СКУТЕРА | ДАТА ВЫПУСКА | СООТВЕТСТВИЕ JIS-КОДУ | МОДЕЛЬ DELTA |
|-------|---|--------------|-----------------------|-------------------------------|
| Honda | CRF230F, L (-'07) | 2019 | YTZ7S, YTX5L-BS | CT 1205, CT 1207.2 |
| Honda | CBR300R, RA | 2019 | YTZ8V, YTX7L-BS | CT 1205, CT 1207.1, CT 1207.2 |
| Honda | CB300RA | 2019 | YTZ8V, YTX7L-BS | CT 1205, CT 1207.1, CT 1207.2 |
| Honda | XR650L | 2018 | YTX9-BS | CT 1209 |
| Honda | CBR650F | 2018 | YTZ10S | CT 1210.1 |
| Honda | CBR1000RA (ABS) | 2018 | YTZ10S | CT 1210.1 |
| Honda | CB500X, F | 2018 | YTZ10S | CT 1210.1 |
| Honda | CBR600RR, RA | 2018 | YTZ10S | CT 1210.1 |
| Honda | CBR650F, RA | 2018 | YTZ10S | CT 1210.1 |
| Honda | CB1000R | 2018 | YTZ10S | CT 1210.1 |
| Honda | CB650F, FA | 2018 | YTZ10S | CT 1210.1 |
| Honda | CBR500R | 2018 | YTZ10S | CT 1210.1 |
| Honda | CTX700 | 2018 | YTZ12S | CT 1211 |
| Honda | VT1300CS, CR, CT, CXA FURY | 2018 | YTZ14S | CT 1211 |
| Honda | VT750C, C2, C2B, RS Shadow / Phantom/Aero | 2018 | YTZ14S | CT 1211 |
| Honda | NC750X, XD | 2018 | YTZ14S | CT 1211 |
| Honda | MSX125 Grom | 2018 | YTZ5S-BS, YTX4L-BS | CT 1204 |
| Honda | CRF125F | 2018 | YTZ5S-BS, YTX4L-BS | CT 1204 |
| Honda | CBR1000RR | 2018 | YTZ7S | CT 1205, CT 1207.2 |
| Honda | NPS50, S Ruckus | 2018 | YTZ7S | CT 1205, CT 1207.2 |
| Honda | CRF250X | 2018 | YTZ7S, YTX5L-BS | CT 1205, CT 1207.2 |
| Honda | CRF230F, L (-'07) | 2018 | YTZ7S, YTX5L-BS | CT 1205, CT 1207.2 |
| Honda | CRF250X, L | 2018 | YTZ7S, YTX5L-BS | CT 1205, CT 1207.2 |
| Honda | CB300F | 2018 | YTZ8V, YTX7L-BS | CT 1205, CT 1207.1, CT 1207.2 |
| Honda | CMX500, A | 2018 | YTZ8V, YTX7L-BS | CT 1205, CT 1207.1, CT 1207.2 |
| Honda | CBR300R, RA | 2018 | YTZ8V, YTX7L-BS | CT 1205, CT 1207.1, CT 1207.2 |
| Honda | CMX300, A | 2018 | YTZ8V, YTX7L-BS | CT 1205, CT 1207.1, CT 1207.2 |
| Honda | CBR300R | 2018 | YTZ8V, YTX7L-BS | CT 1205, CT 1207.1, CT 1207.2 |
| Honda | XR650L | 2017 | YTX9-BS | CT 1209 |
| Honda | CBR500R | 2017 | YTZ10S | CT 1210.1 |
| Honda | CBR600RR, RA | 2017 | YTZ10S | CT 1210.1 |
| Honda | CB1000R | 2017 | YTZ10S | CT 1210.1 |
| Honda | CBR1000RA (ABS) | 2017 | YTZ10S | CT 1210.1 |
| Honda | CBR650F | 2017 | YTZ10S | CT 1210.1 |
| Honda | CB500X, F | 2017 | YTZ10S | CT 1210.1 |
| Honda | CBR650F, RA | 2017 | YTZ10S | CT 1210.1 |
| Honda | CTX700 | 2017 | YTZ12S | CT 1211 |
| Honda | NC700X | 2017 | YTZ12S | CT 1211 |
| Honda | VFR1200X | 2017 | YTZ14S | CT 1211 |
| Honda | CB1100EX | 2017 | YTZ14S | CT 1211 |
| Honda | CRF1000L Africa Twin | 2017 | YTZ14S | CT 1211 |
| Honda | VT1300CS, CR, CT, CXA FURY | 2017 | YTZ14S | CT 1211 |
| Honda | VT750C, C2, C2B, RS Shadow / Phantom/Aero | 2017 | YTZ14S | CT 1211 |
| Honda | CRF125F | 2017 | YTZ5S-BS, YTX4L-BS | CT 1204 |
| Honda | MSX125 Grom | 2017 | YTZ5S-BS, YTX4L-BS | CT 1204 |
| Honda | NCH50 Metropolitan | 2017 | YTZ5S-BS, YTX4L-BS | CT 1204 |
| Honda | CBR1000RR | 2017 | YTZ7S | CT 1205, CT 1207.2 |
| Honda | CRF450X | 2017 | YTZ7S | CT 1205, CT 1207.2 |
| Honda | CRF230F, L (-'07) | 2017 | YTZ7S, YTX5L-BS | CT 1205, CT 1207.2 |
| Honda | NPS50, S Ruckus | 2017 | YTZ7S, YTX5L-BS | CT 1205, CT 1207.2 |
| Honda | CRF250X | 2017 | YTZ7S, YTX5L-BS | CT 1205, CT 1207.2 |
| Honda | CRF250X, L | 2017 | YTZ7S, YTX5L-BS | CT 1205, CT 1207.2 |
| Honda | CRF150F | 2017 | YTZ7S, YTX5L-BS | CT 1205, CT 1207.2 |
| Honda | RC213V-S | 2017 | YTZ7S, YTX5L-BS | CT 1205, CT 1207.2 |
| Honda | PCX150 | 2017 | YTZ8V, YTX7L-BS | CT 1205, CT 1207.1, CT 1207.2 |

| МАРКА | МОДЕЛЬ МОТОЦИКЛА ИЛИ СКУТЕРА | ДАТА ВЫПУСКА | СООТВЕТСТВИЕ JIS-КОДУ | МОДЕЛЬ DELTA |
|-------|---|--------------|-----------------------|-------------------------------|
| Honda | CB300F | 2017 | YTZ8V, YTX7L-BS | CT 1205, CT 1207.1, CT 1207.2 |
| Honda | CBR300R | 2017 | YTZ8V, YTX7L-BS | CT 1205, CT 1207.1, CT 1207.2 |
| Honda | CBR300R, RA | 2017 | YTZ8V, YTX7L-BS | CT 1205, CT 1207.1, CT 1207.2 |
| Honda | CMX300, A | 2017 | YTZ8V, YTX7L-BS | CT 1205, CT 1207.1, CT 1207.2 |
| Honda | CMX500, A | 2017 | YTZ8V, YTX7L-BS | CT 1205, CT 1207.1, CT 1207.2 |
| Honda | XR650L | 2016 | YTX9-BS | CT 1209 |
| Honda | CB500X, F | 2016 | YTZ10S | CT 1210.1 |
| Honda | CBR650F | 2016 | YTZ10S | CT 1210.1 |
| Honda | CBR600F4i, 600RR | 2016 | YTZ10S | CT 1210.1 |
| Honda | CB1000R | 2016 | YTZ10S | CT 1210.1 |
| Honda | CBR650F, RA | 2016 | YTZ10S | CT 1210.1 |
| Honda | CBR1000RA (ABS) | 2016 | YTZ10S | CT 1210.1 |
| Honda | CBR500R | 2016 | YTZ10S | CT 1210.1 |
| Honda | CBR600RR, RA | 2016 | YTZ10S | CT 1210.1 |
| Honda | VFR800F Interceptor | 2016 | YTZ12S | CT 1211 |
| Honda | CTX700 | 2016 | YTZ12S | CT 1211 |
| Honda | NSS300 Forza | 2016 | YTZ12S | CT 1211 |
| Honda | NC700X | 2016 | YTZ12S | CT 1211 |
| Honda | VT1300CS, CR, CT, CXA FURY | 2016 | YTZ14S | CT 1211 |
| Honda | VT750C, C2, C2B, RS Shadow / Phantom/Aero | 2016 | YTZ14S | CT 1211 |
| Honda | VFR1200X | 2016 | YTZ14S | CT 1211 |
| Honda | CRF1000L Africa Twin | 2016 | YTZ14S | CT 1211 |
| Honda | MSX125 Grom | 2016 | YTZ5S-BS, YTX4L-BS | CT 1204 |
| Honda | CRF110F | 2016 | YTZ5S-BS, YTX4L-BS | CT 1204 |
| Honda | NCH50 Metropolitan | 2016 | YTZ5S-BS, YTX4L-BS | CT 1204 |
| Honda | CRF125F | 2016 | YTZ5S-BS, YTX4L-BS | CT 1204 |
| Honda | CBR1000RR | 2016 | YTZ7S | CT 1205, CT 1207.2 |
| Honda | CRF450X | 2016 | YTZ7S | CT 1205, CT 1207.2 |
| Honda | RC213V-S | 2016 | YTZ7S, YTX5L-BS | CT 1205, CT 1207.2 |
| Honda | CRF250X, L | 2016 | YTZ7S, YTX5L-BS | CT 1205, CT 1207.2 |
| Honda | CRF230F, L (-'07) | 2016 | YTZ7S, YTX5L-BS | CT 1205, CT 1207.2 |
| Honda | CRF150F | 2016 | YTZ7S, YTX5L-BS | CT 1205, CT 1207.2 |
| Honda | NPS50, S Ruckus | 2016 | YTZ7S, YTX5L-BS | CT 1205, CT 1207.2 |
| Honda | CRF250X | 2016 | YTZ7S, YTX5L-BS | CT 1205, CT 1207.2 |
| Honda | CBR300R, RA | 2016 | YTZ8V, YTX7L-BS | CT 1205, CT 1207.1, CT 1207.2 |
| Honda | CBR300R | 2016 | YTZ8V, YTX7L-BS | CT 1205, CT 1207.1, CT 1207.2 |
| Honda | CMX250C Rebel | 2016 | YTZ8V, YTX7L-BS | CT 1205, CT 1207.1, CT 1207.2 |
| Honda | PCX150 | 2016 | YTZ8V, YTX7L-BS | CT 1205, CT 1207.1, CT 1207.2 |
| Honda | CB300F | 2016 | YTZ8V, YTX7L-BS | CT 1205, CT 1207.1, CT 1207.2 |
| Honda | XR650L | 2015 | YTX9-BS | CT 1209 |
| Honda | CB500X, F | 2015 | YTZ10S | CT 1210.1 |
| Honda | CBR650F | 2015 | YTZ10S | CT 1210.1 |
| Honda | CBR1000RA (ABS) | 2015 | YTZ10S | CT 1210.1 |
| Honda | CBR650F, RA | 2015 | YTZ10S | CT 1210.1 |
| Honda | CBR500R | 2015 | YTZ10S | CT 1210.1 |
| Honda | CBR600RR, RA | 2015 | YTZ10S | CT 1210.1 |
| Honda | CBR600F4i, 600RR | 2015 | YTZ10S | CT 1210.1 |
| Honda | CB1000R | 2015 | YTZ10S | CT 1210.1 |
| Honda | NC700X | 2015 | YTZ12S | CT 1211 |
| Honda | NSS300 Forza | 2015 | YTZ12S | CT 1211 |
| Honda | FSC600 Silver Wing | 2015 | YTZ12S | CT 1211 |
| Honda | VFR800F Interceptor | 2015 | YTZ12S | CT 1211 |
| Honda | CTX700 | 2015 | YTZ12S | CT 1211 |
| Honda | VT750C, C2, C2B, RS Shadow / Phantom/Aero | 2015 | YTZ14S | CT 1211 |
| Honda | VT1300CS, CR, CT, CXA FURY | 2015 | YTZ14S | CT 1211 |

| МАРКА | МОДЕЛЬ МОТОЦИКЛА ИЛИ СКУТЕРА | ДАТА ВЫПУСКА | СООТВЕТСТВИЕ JIS-КОДУ | МОДЕЛЬ DELTA |
|-------|---|--------------|-----------------------|-------------------------------|
| Honda | CRF125F | 2015 | YTZ5S-BS, YTX4L-BS | CT 1204 |
| Honda | NCH50 Metropolitan | 2015 | YTZ5S-BS, YTX4L-BS | CT 1204 |
| Honda | MSX125 Grom | 2015 | YTZ5S-BS, YTX4L-BS | CT 1204 |
| Honda | CRF110F | 2015 | YTZ5S-BS, YTX4L-BS | CT 1204 |
| Honda | CRF450X | 2015 | YTZ7S | CT 1205, CT 1207.2 |
| Honda | CBR1000RR | 2015 | YTZ7S | CT 1205, CT 1207.2 |
| Honda | CRF250X, L | 2015 | YTZ7S, YTX5L-BS | CT 1205, CT 1207.2 |
| Honda | CRF150F | 2015 | YTZ7S, YTX5L-BS | CT 1205, CT 1207.2 |
| Honda | CRF250X | 2015 | YTZ7S, YTX5L-BS | CT 1205, CT 1207.2 |
| Honda | CRF230F, L (-'07) | 2015 | YTZ7S, YTX5L-BS | CT 1205, CT 1207.2 |
| Honda | NPS50, S Ruckus | 2015 | YTZ7S, YTX5L-BS | CT 1205, CT 1207.2 |
| Honda | PCX150 | 2015 | YTZ8V, YTX7L-BS | CT 1205, CT 1207.1, CT 1207.2 |
| Honda | CMX250C Rebel | 2015 | YTZ8V, YTX7L-BS | CT 1205, CT 1207.1, CT 1207.2 |
| Honda | CB300F | 2015 | YTZ8V, YTX7L-BS | CT 1205, CT 1207.1, CT 1207.2 |
| Honda | CBR300R, RA | 2015 | YTZ8V, YTX7L-BS | CT 1205, CT 1207.1, CT 1207.2 |
| Honda | CBR300R | 2015 | YTZ8V, YTX7L-BS | CT 1205, CT 1207.1, CT 1207.2 |
| Honda | XR650L | 2014 | YTX9-BS | CT 1209 |
| Honda | CBR650F, RA | 2014 | YTZ10S | CT 1210.1 |
| Honda | CBR600F4i, 600RR | 2014 | YTZ10S | CT 1210.1 |
| Honda | CBR500R | 2014 | YTZ10S | CT 1210.1 |
| Honda | CBR600RR, RA | 2014 | YTZ10S | CT 1210.1 |
| Honda | CB1000R | 2014 | YTZ10S | CT 1210.1 |
| Honda | CBR650F | 2014 | YTZ10S | CT 1210.1 |
| Honda | CBR1000RA (ABS) | 2014 | YTZ10S | CT 1210.1 |
| Honda | CB500X, F | 2014 | YTZ10S | CT 1210.1 |
| Honda | NSS300 Forza | 2014 | YTZ12S | CT 1211 |
| Honda | VFR800F Interceptor | 2014 | YTZ12S | CT 1211 |
| Honda | FSC600 Silver Wing | 2014 | YTZ12S | CT 1211 |
| Honda | NC700X | 2014 | YTZ12S | CT 1211 |
| Honda | CTX700 | 2014 | YTZ12S | CT 1211 |
| Honda | VFR1200F | 2014 | YTZ14S | CT 1211 |
| Honda | VT750C, C2, C2B, RS Shadow / Phantom/Aero | 2014 | YTZ14S | CT 1211 |
| Honda | CTX1300 | 2014 | YTZ14S | CT 1211 |
| Honda | VT1300CS, CR, CT, CXA FURY | 2014 | YTZ14S | CT 1211 |
| Honda | CB1100 | 2014 | YTZ14S | CT 1211 |
| Honda | CRF110F | 2014 | YTZ5S-BS, YTX4L-BS | CT 1204 |
| Honda | CRF125F | 2014 | YTZ5S-BS, YTX4L-BS | CT 1204 |
| Honda | NCH50 Metropolitan | 2014 | YTZ5S-BS, YTX4L-BS | CT 1204 |
| Honda | MSX125 Grom | 2014 | YTZ5S-BS, YTX4L-BS | CT 1204 |
| Honda | CRF450X | 2014 | YTZ7S | CT 1205, CT 1207.2 |
| Honda | CBR1000RR | 2014 | YTZ7S | CT 1205, CT 1207.2 |
| Honda | CRF250X, L | 2014 | YTZ7S, YTX5L-BS | CT 1205, CT 1207.2 |
| Honda | NPS50, S Ruckus | 2014 | YTZ7S, YTX5L-BS | CT 1205, CT 1207.2 |
| Honda | CRF230F, L (-'07) | 2014 | YTZ7S, YTX5L-BS | CT 1205, CT 1207.2 |
| Honda | CRF150F | 2014 | YTZ7S, YTX5L-BS | CT 1205, CT 1207.2 |
| Honda | CRF250X | 2014 | YTZ7S, YTX5L-BS | CT 1205, CT 1207.2 |
| Honda | CRF230L | 2014 | YTZ8V, YTX7L-BS | CT 1205, CT 1207.1, CT 1207.2 |
| Honda | CMX250C Rebel | 2014 | YTZ8V, YTX7L-BS | CT 1205, CT 1207.1, CT 1207.2 |
| Honda | XR650L | 2013 | YTX9-BS | CT 1209 |
| Honda | CB1000R | 2013 | YTZ10S | CT 1210.1 |
| Honda | CBR600F4i, 600RR | 2013 | YTZ10S | CT 1210.1 |
| Honda | CBR600RR, RA | 2013 | YTZ10S | CT 1210.1 |
| Honda | CBR1000RA (ABS) | 2013 | YTZ10S | CT 1210.1 |
| Honda | CB500X, F | 2013 | YTZ10S | CT 1210.1 |
| Honda | CBR500R | 2013 | YTZ10S | CT 1210.1 |
| Honda | FSC600 Silver Wing | 2013 | YTZ12S | CT 1211 |

| МАРКА | МОДЕЛЬ МОТОЦИКЛА ИЛИ СКУТЕРА | ДАТА ВЫПУСКА | СООТВЕТВИЕ JIS-КОДУ | МОДЕЛЬ DELTA |
|-------|---|--------------|-----------------------------|-------------------------------|
| Honda | NC700X | 2013 | YTZ12S | CT 1211 |
| Honda | VFR1200F | 2013 | YTZ14S | CT 1211 |
| Honda | NT700V | 2013 | YTZ14S | CT 1211 |
| Honda | VT1300CS, CR, CT, CXA FURY | 2013 | YTZ14S | CT 1211 |
| Honda | CB1100 | 2013 | YTZ14S | CT 1211 |
| Honda | VFR1200XD | 2013 | YTZ14S | CT 1211 |
| Honda | VT750C, C2, C2B, RS Shadow / Phantom/Aero | 2013 | YTZ14S | CT 1211 |
| Honda | DN-01 | 2013 | YTZ14S | CT 1211 |
| Honda | NCH50 Metropolitan | 2013 | YTZ5S-BS, YTX4L-BS | CT 1204 |
| Honda | CRF110F | 2013 | YTZ5S-BS, YTX4L-BS | CT 1204 |
| Honda | PCX150 | 2013 | YTZ7S | CT 1205, CT 1207.2 |
| Honda | CHF50 Metropolitan, II, SP | 2013 | YTZ7S | CT 1205, CT 1207.2 |
| Honda | SH150 | 2013 | YTZ7S | CT 1205, CT 1207.2 |
| Honda | CBR1000RR | 2013 | YTZ7S | CT 1205, CT 1207.2 |
| Honda | SH125 | 2013 | YTZ7S | CT 1205, CT 1207.2 |
| Honda | CRF450X | 2013 | YTZ7S | CT 1205, CT 1207.2 |
| Honda | CRF230L, M | 2013 | YTZ7S, YTX5L-BS | CT 1205, CT 1207.2 |
| Honda | CRF230F, L (-'07) | 2013 | YTZ7S, YTX5L-BS | CT 1205, CT 1207.2 |
| Honda | CRF150F | 2013 | YTZ7S, YTX5L-BS | CT 1205, CT 1207.2 |
| Honda | CRF250X | 2013 | YTZ7S, YTX5L-BS | CT 1205, CT 1207.2 |
| Honda | CRF250X, L | 2013 | YTZ7S, YTX5L-BS | CT 1205, CT 1207.2 |
| Honda | NPS50, S Ruckus | 2013 | YTZ7S, YTX5L-BS | CT 1205, CT 1207.2 |
| Honda | CBR250R | 2013 | YTZ8V, YTX7L-BS | CT 1205, CT 1207.1, CT 1207.2 |
| Honda | NHX110 Elite | 2013 | YTZ8V, YTX7L-BS | CT 1205, CT 1207.1, CT 1207.2 |
| Honda | CMX250C Rebel | 2013 | YTZ8V, YTX7L-BS | CT 1205, CT 1207.1, CT 1207.2 |
| Honda | VTX1300C, R, S, Retro | 2012 | GYZ16H, YTX14H-BS, YTX14-BS | CT 1214, EPS 1214 |
| Honda | XL1000V Varadero | 2012 | YTX20CH-BS, YTX16-BS | EPS 1218.1 |
| Honda | XR650L | 2012 | YTX9-BS | CT 1209 |
| Honda | CBR1000RA (ABS) | 2012 | YTZ10S | CT 1210.1 |
| Honda | CBR600RR, RA | 2012 | YTZ10S | CT 1210.1 |
| Honda | CBR600F4i, 600RR | 2012 | YTZ10S | CT 1210.1 |
| Honda | CB1000R | 2012 | YTZ10S | CT 1210.1 |
| Honda | NC700X | 2012 | YTZ12S | CT 1211 |
| Honda | FSC600 Silver Wing | 2012 | YTZ12S | CT 1211 |
| Honda | VFR800, A Interceptor, ABS | 2012 | YTZ12S | CT 1211 |
| Honda | VFR1200F | 2012 | YTZ14S | CT 1211 |
| Honda | ST1300, A, P | 2012 | YTZ14S | CT 1211 |
| Honda | NT700V | 2012 | YTZ14S | CT 1211 |
| Honda | VT750C, C2, C2B, RS Shadow / Phantom/Aero | 2012 | YTZ14S | CT 1211 |
| Honda | DN-01 | 2012 | YTZ14S | CT 1211 |
| Honda | VT1300CS, CR, CT, CXA FURY | 2012 | YTZ14S | CT 1211 |
| Honda | CB1100 | 2012 | YTZ14S | CT 1211 |
| Honda | CBR1000RR | 2012 | YTZ7S | CT 1205, CT 1207.2 |
| Honda | CHF50 Metropolitan, II, SP | 2012 | YTZ7S | CT 1205, CT 1207.2 |
| Honda | CRF450X | 2012 | YTZ7S | CT 1205, CT 1207.2 |
| Honda | CRF230F, L (-'07) | 2012 | YTZ7S, YTX5L-BS | CT 1205, CT 1207.2 |
| Honda | CRF150F | 2012 | YTZ7S, YTX5L-BS | CT 1205, CT 1207.2 |
| Honda | CRF230L, M | 2012 | YTZ7S, YTX5L-BS | CT 1205, CT 1207.2 |
| Honda | CRF250X | 2012 | YTZ7S, YTX5L-BS | CT 1205, CT 1207.2 |
| Honda | NPS50, S Ruckus | 2012 | YTZ7S, YTX5L-BS | CT 1205, CT 1207.2 |
| Honda | CRF250X, L | 2012 | YTZ7S, YTX5L-BS | CT 1205, CT 1207.2 |
| Honda | CMX250C Rebel | 2012 | YTZ8V, YTX7L-BS | CT 1205, CT 1207.1, CT 1207.2 |
| Honda | SH150 | 2012 | YTZ8V, YTX7L-BS | CT 1205, CT 1207.1, CT 1207.2 |
| Honda | SH125 | 2012 | YTZ8V, YTX7L-BS | CT 1205, CT 1207.1, CT 1207.2 |
| Honda | CBR250R | 2012 | YTZ8V, YTX7L-BS | CT 1205, CT 1207.1, CT 1207.2 |

| МАРКА | МОДЕЛЬ МОТОЦИКЛА ИЛИ СКУТЕРА | ДАТА ВЫПУСКА | СООТВЕТСТВИЕ JIS-КОДУ | МОДЕЛЬ DELTA |
|-------|---|--------------|--------------------------------|-------------------------------|
| Honda | NHX110 Elite | 2012 | YTZ8V, YTX7L-BS | CT 1205, CT 1207.1, CT 1207.2 |
| Honda | VTX1300C, R, S, Retro | 2011 | GYZ16H, YTX14H-BS, YTX14-BS | CT 1214, EPS 1214 |
| Honda | VTX1800C, F, N, R Retro, S | 2011 | GYZ20HL, YTX20HL-BS, YTX20L-BS | CT 12201, EPS 12201 |
| Honda | XL1000V Varadero | 2011 | YTX20CH-BS, YTX16-BS | EPS 1218.1 |
| Honda | XR650L | 2011 | YTX9-BS | CT 1209 |
| Honda | CBR600RR, RA | 2011 | YTZ10S | CT 1210.1 |
| Honda | CBR1000RA (ABS) | 2011 | YTZ10S | CT 1210.1 |
| Honda | CB1000R | 2011 | YTZ10S | CT 1210.1 |
| Honda | CBR600F4i, 600RR | 2011 | YTZ10S | CT 1210.1 |
| Honda | VFR800, A Interceptor, ABS | 2011 | YTZ12S | CT 1211 |
| Honda | FSC600 Silver Wing | 2011 | YTZ12S | CT 1211 |
| Honda | CB1100 | 2011 | YTZ14S | CT 1211 |
| Honda | VT750C, C2, C2B, RS Shadow / Phantom/Aero | 2011 | YTZ14S | CT 1211 |
| Honda | DN-01 | 2011 | YTZ14S | CT 1211 |
| Honda | ST1300, A, P | 2011 | YTZ14S | CT 1211 |
| Honda | VT1300CS, CR, CT, CXA FURY | 2011 | YTZ14S | CT 1211 |
| Honda | NT700V | 2011 | YTZ14S | CT 1211 |
| Honda | VFR1200F | 2011 | YTZ14S | CT 1211 |
| Honda | CHF50 Metropolitan, II, SP | 2011 | YTZ7S | CT 1205, CT 1207.2 |
| Honda | CBR1000RR | 2011 | YTZ7S | CT 1205, CT 1207.2 |
| Honda | PCX125 | 2011 | YTZ7S | CT 1205, CT 1207.2 |
| Honda | CRF450X | 2011 | YTZ7S | CT 1205, CT 1207.2 |
| Honda | CRF250X, L | 2011 | YTZ7S, YTX5L-BS | CT 1205, CT 1207.2 |
| Honda | CRF230F, L (-'07) | 2011 | YTZ7S, YTX5L-BS | CT 1205, CT 1207.2 |
| Honda | CRF150F | 2011 | YTZ7S, YTX5L-BS | CT 1205, CT 1207.2 |
| Honda | NPS50, S Ruckus | 2011 | YTZ7S, YTX5L-BS | CT 1205, CT 1207.2 |
| Honda | CRF230L, M | 2011 | YTZ7S, YTX5L-BS | CT 1205, CT 1207.2 |
| Honda | CRF250X | 2011 | YTZ7S, YTX5L-BS | CT 1205, CT 1207.2 |
| Honda | CMX250C Rebel | 2011 | YTZ8V, YTX7L-BS | CT 1205, CT 1207.1, CT 1207.2 |
| Honda | CBR250R | 2011 | YTZ8V, YTX7L-BS | CT 1205, CT 1207.1, CT 1207.2 |
| Honda | NHX110 Elite | 2011 | YTZ8V, YTX7L-BS | CT 1205, CT 1207.1, CT 1207.2 |
| Honda | SH150 | 2011 | YTZ8V, YTX7L-BS | CT 1205, CT 1207.1, CT 1207.2 |
| Honda | SH125 | 2011 | YTZ8V, YTX7L-BS | CT 1205, CT 1207.1, CT 1207.2 |
| Honda | VTX1300C, R, S, Retro | 2010 | GYZ16H, YTX14H-BS, YTX14-BS | CT 1214, EPS 1214 |
| Honda | VTX1800C, F, N, R Retro, S | 2010 | GYZ20HL, YTX20HL-BS, YTX20L-BS | CT 12201, EPS 12201 |
| Honda | GL1800 Gold Wing | 2010 | GYZ20L, YTX20HL-BS, YTX20L-BS | CT 12201, EPS 12201 |
| Honda | XL1000V Varadero | 2010 | YTX20CH-BS, YTX16-BS | EPS 1218.1 |
| Honda | XR650L | 2010 | YTX9-BS | CT 1209 |
| Honda | CB1000R | 2010 | YTZ10S | CT 1210.1 |
| Honda | CBR600RR, RA | 2010 | YTZ10S | CT 1210.1 |
| Honda | CBR1000RA (ABS) | 2010 | YTZ10S | CT 1210.1 |
| Honda | CBF1000F | 2010 | YTZ10S | CT 1210.1 |
| Honda | CBR600F4i, 600RR | 2010 | YTZ10S | CT 1210.1 |
| Honda | FSC600 Silver Wing | 2010 | YTZ12S | CT 1211 |
| Honda | VFR800, A Interceptor, ABS | 2010 | YTZ12S | CT 1211 |
| Honda | CB1100 | 2010 | YTZ14S | CT 1211 |
| Honda | ST1300, A, P | 2010 | YTZ14S | CT 1211 |
| Honda | VT750C, C2, C2B, RS Shadow / Phantom/Aero | 2010 | YTZ14S | CT 1211 |
| Honda | VFR1200F | 2010 | YTZ14S | CT 1211 |
| Honda | DN-01 | 2010 | YTZ14S | CT 1211 |
| Honda | NT700V | 2010 | YTZ14S | CT 1211 |
| Honda | VT1300CS, CR, CT, CXA FURY | 2010 | YTZ14S | CT 1211 |
| Honda | CBR1000RR | 2010 | YTZ7S | CT 1205, CT 1207.2 |
| Honda | CRF450X | 2010 | YTZ7S | CT 1205, CT 1207.2 |
| Honda | CHF50 Metropolitan, II, SP | 2010 | YTZ7S | CT 1205, CT 1207.2 |

| МАРКА | МОДЕЛЬ МОТОЦИКЛА ИЛИ СКУТЕРА | ДАТА ВЫПУСКА | СООТВЕТСТВИЕ JIS-КОДУ | МОДЕЛЬ DELTA |
|-------|------------------------------|--------------|--------------------------------|-------------------------------|
| Honda | CRF250X, L | 2010 | YTZ7S, YTX5L-BS | CT 1205, CT 1207.2 |
| Honda | NPS50, S Ruckus | 2010 | YTZ7S, YTX5L-BS | CT 1205, CT 1207.2 |
| Honda | C110 | 2010 | YTZ7S, YTX5L-BS | CT 1205, CT 1207.2 |
| Honda | CRF250X | 2010 | YTZ7S, YTX5L-BS | CT 1205, CT 1207.2 |
| Honda | CRF230F, L (-'07) | 2010 | YTZ7S, YTX5L-BS | CT 1205, CT 1207.2 |
| Honda | CRF230L, M | 2010 | YTZ7S, YTX5L-BS | CT 1205, CT 1207.2 |
| Honda | CRF150F | 2010 | YTZ7S, YTX5L-BS | CT 1205, CT 1207.2 |
| Honda | NHX110 Elite | 2010 | YTZ8V, YTX7L-BS | CT 1205, CT 1207.1, CT 1207.2 |
| Honda | CMX250C Rebel | 2010 | YTZ8V, YTX7L-BS | CT 1205, CT 1207.1, CT 1207.2 |
| Honda | SH125 | 2010 | YTZ8V, YTX7L-BS | CT 1205, CT 1207.1, CT 1207.2 |
| Honda | SH150 | 2010 | YTZ8V, YTX7L-BS | CT 1205, CT 1207.1, CT 1207.2 |
| Honda | VTX1300C, R, S, Retro | 2009 | GYZ16H, YTX14H-BS, YTX14-BS | CT 1214, EPS 1214 |
| Honda | VTX1800C, F, N, R Retro, S | 2009 | GYZ20HL, YTX20HL-BS, YTX20L-BS | CT 12201, EPS 12201 |
| Honda | GL1800 Gold Wing | 2009 | GYZ20L, YTX20HL-BS, YTX20L-BS | CT 12201, EPS 12201 |
| Honda | CN250 Helix | 2009 | YTX12-BS | CT 1212 |
| Honda | XR650L | 2009 | YTX9-BS | CT 1209 |
| Honda | CBF1000F | 2009 | YTZ10S | CT 1210.1 |
| Honda | CB1000R | 2009 | YTZ10S | CT 1210.1 |
| Honda | CBR600RR, RA | 2009 | YTZ10S | CT 1210.1 |
| Honda | CBR1000RA (ABS) | 2009 | YTZ10S | CT 1210.1 |
| Honda | CBR600F4i, 600RR | 2009 | YTZ10S | CT 1210.1 |
| Honda | VT750C, CA, C2 Shadow | 2009 | YTZ12S | CT 1211 |
| Honda | NSS250 Reflex | 2009 | YTZ12S | CT 1211 |
| Honda | VFR800, A Interceptor, ABS | 2009 | YTZ12S | CT 1211 |
| Honda | FSC600 Silver Wing | 2009 | YTZ12S | CT 1211 |
| Honda | DN-01 | 2009 | YTZ14S | CT 1211 |
| Honda | VT1300CS, CR, CT, CXA FURY | 2009 | YTZ14S | CT 1211 |
| Honda | ST1300, A, P | 2009 | YTZ14S | CT 1211 |
| Honda | CHF50 Metropolitan, II, SP | 2009 | YTZ7S | CT 1205, CT 1207.2 |
| Honda | CRF450X | 2009 | YTZ7S | CT 1205, CT 1207.2 |
| Honda | CH80 Elite | 2009 | YTZ7S | CT 1205, CT 1207.2 |
| Honda | CBR1000RR | 2009 | YTZ7S | CT 1205, CT 1207.2 |
| Honda | CRF230F, L (-'07) | 2009 | YTZ7S, YTX5L-BS | CT 1205, CT 1207.2 |
| Honda | CRF250X | 2009 | YTZ7S, YTX5L-BS | CT 1205, CT 1207.2 |
| Honda | NPS50, S Ruckus | 2009 | YTZ7S, YTX5L-BS | CT 1205, CT 1207.2 |
| Honda | C110 | 2009 | YTZ7S, YTX5L-BS | CT 1205, CT 1207.2 |
| Honda | CRF150F | 2009 | YTZ7S, YTX5L-BS | CT 1205, CT 1207.2 |
| Honda | CRF250X, L | 2009 | YTZ7S, YTX5L-BS | CT 1205, CT 1207.2 |
| Honda | CRF230L, M | 2009 | YTZ7S, YTX5L-BS | CT 1205, CT 1207.2 |
| Honda | CB250 Nighthawk | 2009 | YTZ8V, YTX7L-BS | CT 1205, CT 1207.1, CT 1207.2 |
| Honda | CMX250C Rebel | 2009 | YTZ8V, YTX7L-BS | CT 1205, CT 1207.1, CT 1207.2 |
| Honda | VTX1300C, R, S, Retro | 2008 | GYZ16H, YTX14H-BS, YTX14-BS | CT 1214, EPS 1214 |
| Honda | VTX1800C, F, N, R Retro, S | 2008 | GYZ20HL, YTX20HL-BS, YTX20L-BS | CT 12201, EPS 12201 |
| Honda | GL1800 Gold Wing | 2008 | GYZ20L, YTX20L-BS | CT 12201, EPS 12201 |
| Honda | CN250 Helix | 2008 | YTX12-BS | CT 1212 |
| Honda | XR650L | 2008 | YTX9-BS | CT 1209 |
| Honda | CBR600RR, RA | 2008 | YTZ10S | CT 1210.1 |
| Honda | CBR1000RA (ABS) | 2008 | YTZ10S | CT 1210.1 |
| Honda | CBR600F4i, 600RR | 2008 | YTZ10S | CT 1210.1 |
| Honda | VT750C, CA, C2 Shadow | 2008 | YTZ12S | CT 1211 |
| Honda | NSS250 Reflex | 2008 | YTZ12S | CT 1211 |
| Honda | PS250 Big Ruckus | 2008 | YTZ12S | CT 1211 |
| Honda | FSC600 Silver Wing | 2008 | YTZ12S | CT 1211 |
| Honda | VFR800, A Interceptor, ABS | 2008 | YTZ12S | CT 1211 |
| Honda | VT750C, CA, C2 | 2008 | YTZ12S | CT 1211 |
| Honda | ST1300, A, P | 2008 | YTZ14S | CT 1211 |
| Honda | CBR1000RR | 2008 | YTZ7S | CT 1205, CT 1207.2 |

| МАРКА | МОДЕЛЬ МОТОЦИКЛА ИЛИ СКУТЕРА | ДАТА ВЫПУСКА | СООТВЕТСТВИЕ JIS-КОДУ | МОДЕЛЬ DELTA |
|-------|---|--------------|--------------------------------|-------------------------------|
| Honda | CHF50 Metropolitan, II, SP | 2008 | YTZ7S | CT 1205, CT 1207.2 |
| Honda | CRF450X | 2008 | YTZ7S | CT 1205, CT 1207.2 |
| Honda | CH80 Elite | 2008 | YTZ7S | CT 1205, CT 1207.2 |
| Honda | CRF230F, L (-'07) | 2008 | YTZ7S, YTX5L-BS | CT 1205, CT 1207.2 |
| Honda | CRF230L, M | 2008 | YTZ7S, YTX5L-BS | CT 1205, CT 1207.2 |
| Honda | CRF150F | 2008 | YTZ7S, YTX5L-BS | CT 1205, CT 1207.2 |
| Honda | CRF250X, L | 2008 | YTZ7S, YTX5L-BS | CT 1205, CT 1207.2 |
| Honda | NPS50, S Ruckus | 2008 | YTZ7S, YTX5L-BS | CT 1205, CT 1207.2 |
| Honda | CRF250X | 2008 | YTZ7S, YTX5L-BS | CT 1205, CT 1207.2 |
| Honda | CB250 Nighthawk | 2008 | YTZ8V, YTX7L-BS | CT 1205, CT 1207.1, CT 1207.2 |
| Honda | CMX250C Rebel | 2008 | YTZ8V, YTX7L-BS | CT 1205, CT 1207.1, CT 1207.2 |
| Honda | VTX1300C, R, S, Retro | 2007 | GYZ16H, YTX14H-BS, YTX14-BS | CT 1214, EPS 1214 |
| Honda | VT1100C2 Shadow Sabre | 2007 | GYZ16H, YTX14H-BS, YTX14-BS | CT 1214, EPS 1214 |
| Honda | VT1100C, C3, T Shadow (Spirit, Aero, A. C. E. Tourer) | 2007 | GYZ16H, YTX14H-BS, YTX14-BS | CT 1214, EPS 1214 |
| Honda | VTX1800C, F, N, R Retro, S | 2007 | GYZ20HL, YTX20HL-BS, YTX20L-BS | CT 12201, EPS 12201 |
| Honda | GL1800 Gold Wing | 2007 | GYZ20L, YTX20L-BS | CT 12201, EPS 12201 |
| Honda | CN250 Helix | 2007 | YTX12-BS | CT 1212 |
| Honda | XR650L | 2007 | YTX9-BS | CT 1209 |
| Honda | VT600C, CD Shadow Deluxe | 2007 | YTZ10S | CT 1210.1 |
| Honda | CBR600F4i, 600RR | 2007 | YTZ10S | CT 1210.1 |
| Honda | CBR1000RR | 2007 | YTZ10S | CT 1210.1 |
| Honda | CBR600RR, RA | 2007 | YTZ10S | CT 1210.1 |
| Honda | VFR800, A Interceptor, ABS | 2007 | YTZ12S | CT 1211 |
| Honda | PS250 Big Ruckus | 2007 | YTZ12S | CT 1211 |
| Honda | VT750C, CA, C2 | 2007 | YTZ12S | CT 1211 |
| Honda | VT750C, CA, C2 Shadow | 2007 | YTZ12S | CT 1211 |
| Honda | NSS250 Reflex | 2007 | YTZ12S | CT 1211 |
| Honda | FSC600 Silver Wing | 2007 | YTZ12S | CT 1211 |
| Honda | ST1300, A, P | 2007 | YTZ14S | CT 1211 |
| Honda | CRF450X | 2007 | YTZ7S | CT 1205, CT 1207.2 |
| Honda | CH80 Elite | 2007 | YTZ7S | CT 1205, CT 1207.2 |
| Honda | CHF50 Metropolitan, II, SP | 2007 | YTZ7S | CT 1205, CT 1207.2 |
| Honda | NPS50, S Ruckus | 2007 | YTZ7S, YTX5L-BS | CT 1205, CT 1207.2 |
| Honda | CRF230F, L (-'07) | 2007 | YTZ7S, YTX5L-BS | CT 1205, CT 1207.2 |
| Honda | CRF250X, L | 2007 | YTZ7S, YTX5L-BS | CT 1205, CT 1207.2 |
| Honda | CRF250X | 2007 | YTZ7S, YTX5L-BS | CT 1205, CT 1207.2 |
| Honda | CRF150F | 2007 | YTZ7S, YTX5L-BS | CT 1205, CT 1207.2 |
| Honda | CB250 Nighthawk | 2007 | YTZ8V, YTX7L-BS | CT 1205, CT 1207.1, CT 1207.2 |
| Honda | CMX250C Rebel | 2007 | YTZ8V, YTX7L-BS | CT 1205, CT 1207.1, CT 1207.2 |
| Honda | VTX1300C, R, S, Retro | 2006 | GYZ16H, YTX14H-BS, YTX14-BS | CT 1214, EPS 1214 |
| Honda | VT1100C2 Shadow Sabre | 2006 | GYZ16H, YTX14H-BS, YTX14-BS | CT 1214, EPS 1214 |
| Honda | VT1100C, C3, T Shadow (Spirit, Aero, A. C. E. Tourer) | 2006 | GYZ16H, YTX14H-BS, YTX14-BS | CT 1214, EPS 1214 |
| Honda | VTX1800C, F, N, R Retro, S | 2006 | GYZ20HL, YTX20HL-BS, YTX20L-BS | CT 12201, EPS 12201 |
| Honda | GL1800 Gold Wing | 2006 | GYZ20L, YTX20L-BS | CT 12201, EPS 12201 |
| Honda | CN250 Helix | 2006 | YTX12-BS | CT 1212 |
| Honda | XR650L | 2006 | YTX9-BS | CT 1209 |
| Honda | CBR1000RR | 2006 | YTZ10S | CT 1210.1 |
| Honda | CBR600RR, RA | 2006 | YTZ10S | CT 1210.1 |
| Honda | CB900F (919) | 2006 | YTZ10S | CT 1210.1 |
| Honda | CBR600F4i, 600RR | 2006 | YTZ10S | CT 1210.1 |
| Honda | VT600C, CD Shadow Deluxe | 2006 | YTZ10S | CT 1210.1 |
| Honda | RVT1000R RC51 | 2006 | YTZ12S | CT 1211 |
| Honda | VFR800, A Interceptor, ABS | 2006 | YTZ12S | CT 1211 |
| Honda | FSC600 Silver Wing | 2006 | YTZ12S | CT 1211 |
| Honda | VT750C, CA, C2 | 2006 | YTZ12S | CT 1211 |

| МАРКА | МОДЕЛЬ МОТОЦИКЛА ИЛИ СКУТЕРА | ДАТА ВЫПУСКА | СООТВЕТСТВИЕ JIS-КОДУ | МОДЕЛЬ DELTA |
|-------|---|--------------|--------------------------------|-------------------------------|
| Honda | VT750C, CA, C2 Shadow | 2006 | YTZ12S | CT 1211 |
| Honda | PS250 Big Ruckus | 2006 | YTZ12S | CT 1211 |
| Honda | NSS250 Reflex | 2006 | YTZ12S | CT 1211 |
| Honda | ST1300, A, P | 2006 | YTZ14S | CT 1211 |
| Honda | CRF450X | 2006 | YTZ7S | CT 1205, CT 1207.2 |
| Honda | CHF50 Metropolitan, II, SP | 2006 | YTZ7S | CT 1205, CT 1207.2 |
| Honda | CH80 Elite | 2006 | YTZ7S | CT 1205, CT 1207.2 |
| Honda | CRF150F | 2006 | YTZ7S, YTX5L-BS | CT 1205, CT 1207.2 |
| Honda | CRF250X, L | 2006 | YTZ7S, YTX5L-BS | CT 1205, CT 1207.2 |
| Honda | NPS50, S Ruckus | 2006 | YTZ7S, YTX5L-BS | CT 1205, CT 1207.2 |
| Honda | CRF230F, L (-'07) | 2006 | YTZ7S, YTX5L-BS | CT 1205, CT 1207.2 |
| Honda | CRF250X | 2006 | YTZ7S, YTX5L-BS | CT 1205, CT 1207.2 |
| Honda | CB250 Nighthawk | 2006 | YTZ8V, YTX7L-BS | CT 1205, CT 1207.1, CT 1207.2 |
| Honda | CMX250C Rebel | 2006 | YTZ8V, YTX7L-BS | CT 1205, CT 1207.1, CT 1207.2 |
| Honda | CB600F (599) | 2006 | YTZ8V, YTX7L-BS | CT 1205, CT 1207.1, CT 1207.2 |
| Honda | VT1100C2 Shadow Sabre | 2005 | GYZ16H, YTX14H-BS, YTX14-BS | CT 1214, EPS 1214 |
| Honda | VT1100C, C3, T Shadow (Spirit, Aero, A. C. E. Tourer) | 2005 | GYZ16H, YTX14H-BS, YTX14-BS | CT 1214, EPS 1214 |
| Honda | VTX1300C, R, S, Retro | 2005 | GYZ16H, YTX14H-BS, YTX14-BS | CT 1214, EPS 1214 |
| Honda | VTX1800C, F, N, R Retro, S | 2005 | GYZ20HL, YTX20HL-BS, YTX20L-BS | CT 12201, EPS 12201 |
| Honda | NRX1800 Valkyrie Rune | 2005 | GYZ20L, YTX20HL-BS, YTX20L-BS | CT 12201, EPS 12201 |
| Honda | GL1800 Gold Wing | 2005 | GYZ20L, YTX20L-BS | CT 12201, EPS 12201 |
| Honda | CN250 Helix | 2005 | YTX12-BS | CT 1212 |
| Honda | XR650L | 2005 | YTX9-BS | CT 1209 |
| Honda | CBR600F4i, 600RR | 2005 | YTZ10S | CT 1210.1 |
| Honda | CB900F (919) | 2005 | YTZ10S | CT 1210.1 |
| Honda | CBR1000RR | 2005 | YTZ10S | CT 1210.1 |
| Honda | VT600C, CD Shadow Deluxe | 2005 | YTZ10S | CT 1210.1 |
| Honda | CBR600RR, RA | 2005 | YTZ10S | CT 1210.1 |
| Honda | RVT1000R RC51 | 2005 | YTZ12S | CT 1211 |
| Honda | NSS250 Reflex | 2005 | YTZ12S | CT 1211 |
| Honda | VT750C, CA, C2 | 2005 | YTZ12S | CT 1211 |
| Honda | VFR800, A Interceptor, ABS | 2005 | YTZ12S | CT 1211 |
| Honda | PS250 Big Ruckus | 2005 | YTZ12S | CT 1211 |
| Honda | VTR1000F Super Hawk | 2005 | YTZ12S | CT 1211 |
| Honda | VT750C, CA, C2 Shadow | 2005 | YTZ12S | CT 1211 |
| Honda | FSC600 Silver Wing | 2005 | YTZ12S | CT 1211 |
| Honda | ST1300, A, P | 2005 | YTZ14S | CT 1211 |
| Honda | CRF450X | 2005 | YTZ7S | CT 1205, CT 1207.2 |
| Honda | CH80 Elite | 2005 | YTZ7S | CT 1205, CT 1207.2 |
| Honda | CHF50 Metropolitan, II, SP | 2005 | YTZ7S | CT 1205, CT 1207.2 |
| Honda | CRF230F, L (-'07) | 2005 | YTZ7S, YTX5L-BS | CT 1205, CT 1207.2 |
| Honda | CRF250X, L | 2005 | YTZ7S, YTX5L-BS | CT 1205, CT 1207.2 |
| Honda | CRF250X | 2005 | YTZ7S, YTX5L-BS | CT 1205, CT 1207.2 |
| Honda | NPS50, S Ruckus | 2005 | YTZ7S, YTX5L-BS | CT 1205, CT 1207.2 |
| Honda | CB250 Nighthawk | 2005 | YTZ8V, YTX7L-BS | CT 1205, CT 1207.1, CT 1207.2 |
| Honda | CB600F (599) | 2005 | YTZ8V, YTX7L-BS | CT 1205, CT 1207.1, CT 1207.2 |
| Honda | CMX250C Rebel | 2005 | YTZ8V, YTX7L-BS | CT 1205, CT 1207.1, CT 1207.2 |
| Honda | VTX1300C, R, S, Retro | 2004 | GYZ16H, YTX14H-BS, YTX14-BS | CT 1214, EPS 1214 |
| Honda | VT1100C2 Shadow Sabre | 2004 | GYZ16H, YTX14H-BS, YTX14-BS | CT 1214, EPS 1214 |
| Honda | VT1100C, C3, T Shadow (Spirit, Aero, A. C. E. Tourer) | 2004 | GYZ16H, YTX14H-BS, YTX14-BS | CT 1214, EPS 1214 |
| Honda | VTX1800C, F, N, R Retro, S | 2004 | GYZ20HL, YTX20HL-BS, YTX20L-BS | CT 12201, EPS 12201 |
| Honda | NRX1800 Valkyrie Rune | 2004 | GYZ20L, YTX20HL-BS, YTX20L-BS | CT 12201, EPS 12201 |
| Honda | GL1800 Gold Wing | 2004 | GYZ20L, YTX20L-BS | CT 12201, EPS 12201 |
| Honda | CN250 Helix | 2004 | YTX12-BS | CT 1212 |
| Honda | XR650L | 2004 | YTX9-BS | CT 1209 |

| МАРКА | МОДЕЛЬ МОТОЦИКЛА ИЛИ СКУТЕРА | ДАТА ВЫПУСКА | СООТВЕТСТВИЕ JIS-КОДУ | МОДЕЛЬ DELTA |
|-------|---|--------------|--------------------------------|-------------------------------|
| Honda | CBR600F4i, 600RR | 2004 | YTZ10S | CT 1210.1 |
| Honda | CB900F (919) | 2004 | YTZ10S | CT 1210.1 |
| Honda | CBR1000RR | 2004 | YTZ10S | CT 1210.1 |
| Honda | VT600C, CD Shadow Deluxe | 2004 | YTZ10S | CT 1210.1 |
| Honda | NSS250 Reflex | 2004 | YTZ12S | CT 1211 |
| Honda | VFR800, A Interceptor, ABS | 2004 | YTZ12S | CT 1211 |
| Honda | VTR1000F Super Hawk | 2004 | YTZ12S | CT 1211 |
| Honda | FSC600 Silver Wing | 2004 | YTZ12S | CT 1211 |
| Honda | VT750C, CA, C2 | 2004 | YTZ12S | CT 1211 |
| Honda | CBR1100XX | 2004 | YTZ12S | CT 1211 |
| Honda | VT750C, CA, C2 Shadow | 2004 | YTZ12S | CT 1211 |
| Honda | RVT1000R RC51 | 2004 | YTZ12S | CT 1211 |
| Honda | ST1300, A, P | 2004 | YTZ14S | CT 1211 |
| Honda | CH80 Elite | 2004 | YTZ7S | CT 1205, CT 1207.2 |
| Honda | CHF50 Metropolitan, II, SP | 2004 | YTZ7S | CT 1205, CT 1207.2 |
| Honda | CRF250X | 2004 | YTZ7S, YTX5L-BS | CT 1205, CT 1207.2 |
| Honda | CRF250X, L | 2004 | YTZ7S, YTX5L-BS | CT 1205, CT 1207.2 |
| Honda | NPS50, S Ruckus | 2004 | YTZ7S, YTX5L-BS | CT 1205, CT 1207.2 |
| Honda | CRF230F, L [-'07] | 2004 | YTZ7S, YTX5L-BS | CT 1205, CT 1207.2 |
| Honda | CB250 Nighthawk | 2004 | YTZ8V, YTX7L-BS | CT 1205, CT 1207.1, CT 1207.2 |
| Honda | CB600F (599) | 2004 | YTZ8V, YTX7L-BS | CT 1205, CT 1207.1, CT 1207.2 |
| Honda | CMX250C Rebel | 2004 | YTZ8V, YTX7L-BS | CT 1205, CT 1207.1, CT 1207.2 |
| Honda | VTX1300C, R, S, Retro | 2003 | GYZ16H, YTX14H-BS, YTX14-BS | CT 1214, EPS 1214 |
| Honda | GL1500 Valkyrie | 2003 | GYZ16H, YTX14H-BS, YTX14-BS | CT 1214, EPS 1214 |
| Honda | VT1100C, C3, T Shadow (Spirit, Aero, A. C. E. Tourer) | 2003 | GYZ16H, YTX14H-BS, YTX14-BS | CT 1214, EPS 1214 |
| Honda | VT1100C2 Shadow Sabre | 2003 | GYZ16H, YTX14H-BS, YTX14-BS | CT 1214, EPS 1214 |
| Honda | VTX1800C, F, N, R Retro, S | 2003 | GYZ20HL, YTX20HL-BS, YTX20L-BS | CT 12201, EPS 12201 |
| Honda | GL1800 Gold Wing | 2003 | GYZ20L, YTX20L-BS | CT 12201, EPS 12201 |
| Honda | CN250 Helix | 2003 | YTX12-BS | CT 1212 |
| Honda | VT750C, CA, CD Shadow | 2003 | YTX14H-BS, YTX14-BS | CT 1214, EPS 1214 |
| Honda | VT600C, CD Shadow Deluxe, VLX | 2003 | YTX9-BS | CT 1209 |
| Honda | XR650L | 2003 | YTX9-BS | CT 1209 |
| Honda | CBR954RR | 2003 | YTZ10S | CT 1210.1 |
| Honda | CBR600F4i, 600RR | 2003 | YTZ10S | CT 1210.1 |
| Honda | CB900F (919) | 2003 | YTZ10S | CT 1210.1 |
| Honda | NSS250 Reflex | 2003 | YTZ12S | CT 1211 |
| Honda | CBR1100XX | 2003 | YTZ12S | CT 1211 |
| Honda | FSC600 Silver Wing | 2003 | YTZ12S | CT 1211 |
| Honda | VFR800, A Interceptor, ABS | 2003 | YTZ12S | CT 1211 |
| Honda | VTR1000F Super Hawk | 2003 | YTZ12S | CT 1211 |
| Honda | RVT1000R RC51 | 2003 | YTZ12S | CT 1211 |
| Honda | VT750DC, DCA, DCB Shadow Spirit | 2003 | YTZ14S | CT 1211 |
| Honda | ST1300, A, P | 2003 | YTZ14S | CT 1211 |
| Honda | CH80 Elite | 2003 | YTZ7S | CT 1205, CT 1207.2 |
| Honda | CHF50 Metropolitan, II, SP | 2003 | YTZ7S | CT 1205, CT 1207.2 |
| Honda | NPS50, S Ruckus | 2003 | YTZ7S, YTX5L-BS | CT 1205, CT 1207.2 |
| Honda | CRF230F, L [-'07] | 2003 | YTZ7S, YTX5L-BS | CT 1205, CT 1207.2 |
| Honda | CMX250C Rebel | 2003 | YTZ8V, YTX7L-BS | CT 1205, CT 1207.1, CT 1207.2 |
| Honda | CB250 Nighthawk | 2003 | YTZ8V, YTX7L-BS | CT 1205, CT 1207.1, CT 1207.2 |
| Honda | GL1500 Valkyrie | 2002 | GYZ16H, YTX14H-BS, YTX14-BS | CT 1214, EPS 1214 |
| Honda | VT1100C, C3, T Shadow (Spirit, Aero, A. C. E. Tourer) | 2002 | GYZ16H, YTX14H-BS, YTX14-BS | CT 1214, EPS 1214 |
| Honda | VT1100C2 Shadow Sabre | 2002 | GYZ16H, YTX14H-BS, YTX14-BS | CT 1214, EPS 1214 |
| Honda | ST1100, ABS-TCS, 1100A | 2002 | GYZ16H, YTX14H-BS, YTX14-BS | CT 1214, EPS 1214 |
| Honda | VTX1800C, F, N, R Retro, S | 2002 | GYZ20HL, YTX20HL-BS, YTX20L-BS | CT 12201, EPS 12201 |
| Honda | GL1800 Gold Wing | 2002 | GYZ20L, YTX20L-BS | CT 12201, EPS 12201 |

| МАРКА | МОДЕЛЬ МОТОЦИКЛА ИЛИ СКУТЕРА | ДАТА ВЫПУСКА | СООТВЕТСТВИЕ JIS-КОДУ | МОДЕЛЬ DELTA |
|-------|---|--------------|-----------------------------|-------------------------------|
| Honda | CN250 Helix | 2002 | YTX12-BS | CT 1212 |
| Honda | VT750C, CA, CD Shadow | 2002 | YTX14H-BS, YTX14-BS | CT 1214, EPS 1214 |
| Honda | XR650L | 2002 | YTX9-BS | CT 1209 |
| Honda | VT600C, CD Shadow Deluxe, VLX | 2002 | YTX9-BS | CT 1209 |
| Honda | CB900F (919) | 2002 | YTZ10S | CT 1210.1 |
| Honda | CBR600F4i, 600RR | 2002 | YTZ10S | CT 1210.1 |
| Honda | CBR954RR | 2002 | YTZ10S | CT 1210.1 |
| Honda | RVT1000R RC51 | 2002 | YTZ12S | CT 1211 |
| Honda | NSS250 Reflex | 2002 | YTZ12S | CT 1211 |
| Honda | FSC600 Silver Wing | 2002 | YTZ12S | CT 1211 |
| Honda | VFR800, A Interceptor, ABS | 2002 | YTZ12S | CT 1211 |
| Honda | CBR1100XX | 2002 | YTZ12S | CT 1211 |
| Honda | VTR1000F Super Hawk | 2002 | YTZ12S | CT 1211 |
| Honda | VT750DC, DCA, DCB Shadow Spirit | 2002 | YTZ14S | CT 1211 |
| Honda | CHF50 Metropolitan, II, SP | 2002 | YTZ7S | CT 1205, CT 1207.2 |
| Honda | CH80 Elite | 2002 | YTZ7S | CT 1205, CT 1207.2 |
| Honda | CMX250C Rebel | 2002 | YTZ8V, YTX7L-BS | CT 1205, CT 1207.1, CT 1207.2 |
| Honda | CB250 Nighthawk | 2002 | YTZ8V, YTX7L-BS | CT 1205, CT 1207.1, CT 1207.2 |
| Honda | VT1100C, C3, T Shadow (Spirit, Aero, A. C. E. Tourer) | 2001 | GYZ16H, YTX14H-BS, YTX14-BS | CT 1214, EPS 1214 |
| Honda | VT1100C2 Shadow Sabre | 2001 | GYZ16H, YTX14H-BS, YTX14-BS | CT 1214, EPS 1214 |
| Honda | GL1500 Valkyrie | 2001 | GYZ16H, YTX14H-BS, YTX14-BS | CT 1214, EPS 1214 |
| Honda | ST1100, ABS-TCS, 1100A | 2001 | GYZ16H, YTX14H-BS, YTX14-BS | CT 1214, EPS 1214 |
| Honda | GL1800 Gold Wing | 2001 | GYZ20L, YTX20L-BS | CT 12201, EPS 12201 |
| Honda | VFR800FI Interceptor | 2001 | YTX12-BS | CT 1212 |
| Honda | CN250 Helix | 2001 | YTX12-BS | CT 1212 |
| Honda | VT750C, CA, CD Shadow | 2001 | YTX14H-BS, YTX14-BS | CT 1214, EPS 1214 |
| Honda | XR650L | 2001 | YTX9-BS | CT 1209 |
| Honda | VT600C, CD Shadow Deluxe, VLX | 2001 | YTX9-BS | CT 1209 |
| Honda | CBR929RR, RE | 2001 | YTZ10S | CT 1210.1 |
| Honda | CBR600F4i, 600RR | 2001 | YTZ10S | CT 1210.1 |
| Honda | CBR1100XX | 2001 | YTZ12S | CT 1211 |
| Honda | VTR1000F Super Hawk | 2001 | YTZ12S | CT 1211 |
| Honda | RVT1000R RC51 | 2001 | YTZ12S | CT 1211 |
| Honda | NSS250 Reflex | 2001 | YTZ12S | CT 1211 |
| Honda | VT750DC, DCA, DCB Shadow Spirit | 2001 | YTZ14S | CT 1211 |
| Honda | SA50 Elite LX, S, SR | 2001 | YTZ5S-BS, YTX4L-BS | CT 1204 |
| Honda | CH80 Elite | 2001 | YTZ7S | CT 1205, CT 1207.2 |
| Honda | CB250 Nighthawk | 2001 | YTZ8V, YTX7L-BS | CT 1205, CT 1207.1, CT 1207.2 |
| Honda | CMX250C Rebel | 2001 | YTZ8V, YTX7L-BS | CT 1205, CT 1207.1, CT 1207.2 |
| Honda | GL1500 Valkyrie | 2000 | GYZ16H, YTX14H-BS, YTX14-BS | CT 1214, EPS 1214 |
| Honda | VT1100C2 Shadow Sabre | 2000 | GYZ16H, YTX14H-BS, YTX14-BS | CT 1214, EPS 1214 |
| Honda | ST1100, ABS-TCS, 1100A | 2000 | GYZ16H, YTX14H-BS, YTX14-BS | CT 1214, EPS 1214 |
| Honda | CBR1100XX | 2000 | YTX12-BS | CT 1212 |
| Honda | VTR1000F Super Hawk | 2000 | YTX12-BS | CT 1212 |
| Honda | VFR800FI Interceptor | 2000 | YTX12-BS | CT 1212 |
| Honda | CN250 Helix | 2000 | YTX12-BS | CT 1212 |
| Honda | VT750C, CA, CD Shadow | 2000 | YTX14H-BS, YTX14-BS | CT 1214, EPS 1214 |
| Honda | GL1500 Gold Wing | 2000 | YTX24HL-BS, Y50-N18L-A3 | CT 1220, EPS 1220 |
| Honda | XR650L | 2000 | YTX9-BS | CT 1209 |
| Honda | CBR600 | 2000 | YTX9-BS | CT 1209 |
| Honda | VT600C, CD Shadow Deluxe, VLX | 2000 | YTX9-BS | CT 1209 |
| Honda | CBR929RR, RE | 2000 | YTZ10S | CT 1210.1 |
| Honda | RVT1000R RC51 | 2000 | YTZ12S | CT 1211 |
| Honda | SA50 Elite LX, S, SR | 2000 | YTZ5S-BS, YTX4L-BS | CT 1204 |
| Honda | CH80 Elite | 2000 | YTZ7S | CT 1205, CT 1207.2 |
| Honda | CB250 Nighthawk | 2000 | YTZ8V, YTX7L-BS | CT 1205, CT 1207.1, CT 1207.2 |

| МАРКА | МОДЕЛЬ МОТОЦИКЛА ИЛИ СКУТЕРА | ДАТА ВЫПУСКА | СООТВЕТСТВИЕ JIS-КОДУ | МОДЕЛЬ DELTA |
|-------|-------------------------------|--------------|-----------------------------|-------------------------------|
| Honda | CMX250C Rebel | 2000 | YTZ8V, YTX7L-BS | CT 1205, CT 1207.1, CT 1207.2 |
| Honda | ST1100, ABS-TCS, 1100A | 1999 | GYZ16H, YTX14H-BS, YTX14-BS | CT 1214, EPS 1214 |
| Honda | GL1500 Valkyrie | 1999 | GYZ16H, YTX14H-BS, YTX14-BS | CT 1214, EPS 1214 |
| Honda | VTR1000F Super Hawk | 1999 | YTX12-BS | CT 1212 |
| Honda | CBR1100XX | 1999 | YTX12-BS | CT 1212 |
| Honda | CN250 Helix | 1999 | YTX12-BS | CT 1212 |
| Honda | VFR800FI Interceptor | 1999 | YTX12-BS | CT 1212 |
| Honda | VT750C, CA, CD Shadow | 1999 | YTX14H-BS, YTX14-BS | CT 1214, EPS 1214 |
| Honda | GL1500 Gold Wing | 1999 | YTX24HL-BS, Y50-N18L-A3 | CT 1220, EPS 1220 |
| Honda | CBR900R, RR | 1999 | YTX9-BS | CT 1209 |
| Honda | VT600C, CD Shadow Deluxe, VLX | 1999 | YTX9-BS | CT 1209 |
| Honda | CBR600 | 1999 | YTX9-BS | CT 1209 |
| Honda | XR650L | 1999 | YTX9-BS | CT 1209 |
| Honda | SA50 Elite LX, S, SR | 1999 | YTZ5S-BS, YTX4L-BS | CT 1204 |
| Honda | CH80 Elite | 1999 | YTZ7S | CT 1205, CT 1207.2 |
| Honda | CB250 Nighthawk | 1999 | YTZ8V, YTX7L-BS | CT 1205, CT 1207.1, CT 1207.2 |
| Honda | CMX250C Rebel | 1999 | YTZ8V, YTX7L-BS | CT 1205, CT 1207.1, CT 1207.2 |
| Honda | GL1500 Valkyrie | 1998 | GYZ16H, YTX14H-BS, YTX14-BS | CT 1214, EPS 1214 |
| Honda | ST1100, ABS-TCS, 1100A | 1998 | GYZ16H, YTX14H-BS, YTX14-BS | CT 1214, EPS 1214 |
| Honda | CN250 Helix | 1998 | YTX12-BS | CT 1212 |
| Honda | VFR800FI Interceptor | 1998 | YTX12-BS | CT 1212 |
| Honda | CBR1100XX | 1998 | YTX12-BS | CT 1212 |
| Honda | VTR1000F Super Hawk | 1998 | YTX12-BS | CT 1212 |
| Honda | PC800 Pacific Coast | 1998 | YTX12-BS | CT 1212 |
| Honda | VT750C, CA, CD Shadow | 1998 | YTX14H-BS, YTX14-BS | CT 1214, EPS 1214 |
| Honda | GL1500 Gold Wing | 1998 | YTX24HL-BS, Y50-N18L-A3 | CT 1220, EPS 1220 |
| Honda | VT600C, CD Shadow Deluxe, VLX | 1998 | YTX9-BS | CT 1209 |
| Honda | CBR900R, RR | 1998 | YTX9-BS | CT 1209 |
| Honda | CBR600 | 1998 | YTX9-BS | CT 1209 |
| Honda | XR650L | 1998 | YTX9-BS | CT 1209 |
| Honda | SA50 Elite LX, S, SR | 1998 | YTZ5S-BS, YTX4L-BS | CT 1204 |
| Honda | CH80 Elite | 1998 | YTZ7S | CT 1205, CT 1207.2 |
| Honda | CB250 Nighthawk | 1998 | YTZ8V, YTX7L-BS | CT 1205, CT 1207.1, CT 1207.2 |
| Honda | CMX250C Rebel | 1998 | YTZ8V, YTX7L-BS | CT 1205, CT 1207.1, CT 1207.2 |
| Honda | GL1500 Valkyrie | 1997 | GYZ16H, YTX14H-BS, YTX14-BS | CT 1214, EPS 1214 |
| Honda | ST1100, ABS-TCS, 1100A | 1997 | GYZ16H, YTX14H-BS, YTX14-BS | CT 1214, EPS 1214 |
| Honda | PC800 Pacific Coast | 1997 | YTX12-BS | CT 1212 |
| Honda | VFR750F | 1997 | YTX12-BS | CT 1212 |
| Honda | VTR1000F Super Hawk | 1997 | YTX12-BS | CT 1212 |
| Honda | CN250 Helix | 1997 | YTX12-BS | CT 1212 |
| Honda | CBR1100XX | 1997 | YTX12-BS | CT 1212 |
| Honda | GL1500 Gold Wing | 1997 | YTX24HL-BS, Y50-N18L-A3 | CT 1220, EPS 1220 |
| Honda | VT600C, CD Shadow Deluxe, VLX | 1997 | YTX9-BS | CT 1209 |
| Honda | CBR600 | 1997 | YTX9-BS | CT 1209 |
| Honda | XR650L | 1997 | YTX9-BS | CT 1209 |
| Honda | CBR900R, RR | 1997 | YTX9-BS | CT 1209 |
| Honda | SA50 Elite LX, S, SR | 1997 | YTZ5S-BS, YTX4L-BS | CT 1204 |
| Honda | CH80 Elite | 1997 | YTZ7S | CT 1205, CT 1207.2 |
| Honda | CMX250C Rebel | 1997 | YTZ8V, YTX7L-BS | CT 1205, CT 1207.1, CT 1207.2 |
| Honda | CB250 Nighthawk | 1997 | YTZ8V, YTX7L-BS | CT 1205, CT 1207.1, CT 1207.2 |
| Honda | ST1100, ABS-TCS, 1100A | 1996 | GYZ16H, YTX14H-BS, YTX14-BS | CT 1214, EPS 1214 |
| Honda | VFR750F | 1996 | YTX12-BS | CT 1212 |
| Honda | PC800 Pacific Coast | 1996 | YTX12-BS | CT 1212 |
| Honda | CN250 Helix | 1996 | YTX12-BS | CT 1212 |
| Honda | CBR1000F Hurricane | 1996 | YTX14AHL-BS, YB14L-B2 | CT 1214.1 |
| Honda | GL1500 Gold Wing | 1996 | YTX24HL-BS, Y50-N18L-A3 | CT 1220, EPS 1220 |
| Honda | CBR900R, RR | 1996 | YTX9-BS | CT 1209 |

| МАРКА | МОДЕЛЬ МОТОЦИКЛА ИЛИ СКУТЕРА | ДАТА ВЫПУСКА | СООТВЕТСТВИЕ JIS-КОДУ | МОДЕЛЬ DELTA |
|-------|-------------------------------|--------------|-----------------------------|-------------------------------|
| Honda | CBR600 | 1996 | YTX9-BS | CT 1209 |
| Honda | XR650L | 1996 | YTX9-BS | CT 1209 |
| Honda | VT600C, CD Shadow Deluxe, VLX | 1996 | YTX9-BS | CT 1209 |
| Honda | XR250L | 1996 | YTZ5S-BS, YTX4L-BS | CT 1204 |
| Honda | SA50 Elite LX, S, SR | 1996 | YTZ5S-BS, YTX4L-BS | CT 1204 |
| Honda | CH80 Elite | 1996 | YTZ7S | CT 1205, CT 1207.2 |
| Honda | EZ90 Cub | 1996 | YTZ7S, YTX5L-BS | CT 1205, CT 1207.2 |
| Honda | CB250 Nighthawk | 1996 | YTZ8V, YTX7L-BS | CT 1205, CT 1207.1, CT 1207.2 |
| Honda | CMX250C Rebel | 1996 | YTZ8V, YTX7L-BS | CT 1205, CT 1207.1, CT 1207.2 |
| Honda | ST1100, ABS-TCS, 1100A | 1995 | GYZ16H, YTX14H-BS, YTX14-BS | CT 1214, EPS 1214 |
| Honda | CB1000 | 1995 | YTX12-BS | CT 1212 |
| Honda | VFR750F | 1995 | YTX12-BS | CT 1212 |
| Honda | PC800 Pacific Coast | 1995 | YTX12-BS | CT 1212 |
| Honda | CN250 Helix | 1995 | YTX12-BS | CT 1212 |
| Honda | CBR1000F Hurricane | 1995 | YTX14AHL-BS, YB14L-B2 | CT 1214.1 |
| Honda | GL1500 Gold Wing | 1995 | YTX24HL-BS, Y50-N18L-A3 | CT 1220, EPS 1220 |
| Honda | CBR900R, RR | 1995 | YTX9-BS | CT 1209 |
| Honda | XR650L | 1995 | YTX9-BS | CT 1209 |
| Honda | CBR600 | 1995 | YTX9-BS | CT 1209 |
| Honda | VT600C, CD Shadow Deluxe, VLX | 1995 | YTX9-BS | CT 1209 |
| Honda | SA50 Elite LX, S, SR | 1995 | YTZ5S-BS, YTX4L-BS | CT 1204 |
| Honda | XR250L | 1995 | YTZ5S-BS, YTX4L-BS | CT 1204 |
| Honda | CH80 Elite | 1995 | YTZ7S | CT 1205, CT 1207.2 |
| Honda | EZ90 Cub | 1995 | YTZ7S, YTX5L-BS | CT 1205, CT 1207.2 |
| Honda | CB250 Nighthawk | 1995 | YTZ8V, YTX7L-BS | CT 1205, CT 1207.1, CT 1207.2 |
| Honda | ST1100, ABS-TCS, 1100A | 1994 | GYZ16H, YTX14H-BS, YTX14-BS | CT 1214, EPS 1214 |
| Honda | PC800 Pacific Coast | 1994 | YTX12-BS | CT 1212 |
| Honda | CB1000 | 1994 | YTX12-BS | CT 1212 |
| Honda | CN250 Helix | 1994 | YTX12-BS | CT 1212 |
| Honda | VFR750F | 1994 | YTX12-BS | CT 1212 |
| Honda | CBR1000F Hurricane | 1994 | YTX14AHL-BS, YB14L-B2 | CT 1214.1 |
| Honda | GL1500 Gold Wing | 1994 | YTX24HL-BS, Y50-N18L-A3 | CT 1220, EPS 1220 |
| Honda | CBR900R, RR | 1994 | YTX9-BS | CT 1209 |
| Honda | RVF750R (RC45) | 1994 | YTX9-BS | CT 1209 |
| Honda | CBR600 | 1994 | YTX9-BS | CT 1209 |
| Honda | XR650L | 1994 | YTX9-BS | CT 1209 |
| Honda | VT600C, CD Shadow Deluxe, VLX | 1994 | YTX9-BS | CT 1209 |
| Honda | CT70 | 1994 | YTZ5S-BS, YTX4L-BS | CT 1204 |
| Honda | XR250L | 1994 | YTZ5S-BS, YTX4L-BS | CT 1204 |
| Honda | SA50 Elite LX, S, SR | 1994 | YTZ5S-BS, YTX4L-BS | CT 1204 |
| Honda | CH80 Elite | 1994 | YTZ7S | CT 1205, CT 1207.2 |
| Honda | EZ90 Cub | 1994 | YTZ7S, YTX5L-BS | CT 1205, CT 1207.2 |
| Honda | CB250 Nighthawk | 1994 | YTZ8V, YTX7L-BS | CT 1205, CT 1207.1, CT 1207.2 |
| Honda | ST1100, ABS-TCS, 1100A | 1993 | GYZ16H, YTX14H-BS, YTX14-BS | CT 1214, EPS 1214 |
| Honda | PC800 Pacific Coast | 1993 | YTX12-BS | CT 1212 |
| Honda | VFR750F | 1993 | YTX12-BS | CT 1212 |
| Honda | CN250 Helix | 1993 | YTX12-BS | CT 1212 |
| Honda | CBR1000F Hurricane | 1993 | YTX14AHL-BS, YB14L-B2 | CT 1214.1 |
| Honda | GL1500 Gold Wing | 1993 | YTX24HL-BS, Y50-N18L-A3 | CT 1220, EPS 1220 |
| Honda | XR650L | 1993 | YTX9-BS | CT 1209 |
| Honda | CBR600 | 1993 | YTX9-BS | CT 1209 |
| Honda | CBR900R, RR | 1993 | YTX9-BS | CT 1209 |
| Honda | VT600C, CD Shadow Deluxe, VLX | 1993 | YTX9-BS | CT 1209 |
| Honda | CT70 | 1993 | YTZ5S-BS, YTX4L-BS | CT 1204 |
| Honda | XR250L | 1993 | YTZ5S-BS, YTX4L-BS | CT 1204 |
| Honda | SA50 Elite LX, S, SR | 1993 | YTZ5S-BS, YTX4L-BS | CT 1204 |
| Honda | CH80 Elite | 1993 | YTZ7S | CT 1205, CT 1207.2 |

| МАРКА | МОДЕЛЬ МОТОЦИКЛА ИЛИ СКУТЕРА | ДАТА ВЫПУСКА | СООТВЕТСТВИЕ JIS-КОДУ | МОДЕЛЬ DELTA |
|-------|-------------------------------|--------------|-----------------------------|-------------------------------|
| Honda | EZ90 Cub | 1993 | YTZ7S, YTX5L-BS | CT 1205, CT 1207.2 |
| Honda | CB250 Nighthawk | 1993 | YTZ8V, YTX7L-BS | CT 1205, CT 1207.1, CT 1207.2 |
| Honda | ST1100, ABS-TCS, 1100A | 1992 | GYZ16H, YTX14H-BS, YTX14-BS | CT 1214, EPS 1214 |
| Honda | VFR750F | 1992 | YTX12-BS | CT 1212 |
| Honda | PC800 Pacific Coast | 1992 | YTX12-BS | CT 1212 |
| Honda | CBR1000F Hurricane | 1992 | YTX14AHL-BS, YB14L-B2 | CT 1214.1 |
| Honda | GL1500 Gold Wing | 1992 | YTX24HL-BS, Y50-N18L-A3 | CT 1220, EPS 1220 |
| Honda | CBR600 | 1992 | YTX9-BS | CT 1209 |
| Honda | VT600C, CD Shadow Deluxe, VLX | 1992 | YTX9-BS | CT 1209 |
| Honda | CT70 | 1992 | YTZ5S-BS, YTX4L-BS | CT 1204 |
| Honda | SA50 Elite LX, S, SR | 1992 | YTZ5S-BS, YTX4L-BS | CT 1204 |
| Honda | XR250L | 1992 | YTZ5S-BS, YTX4L-BS | CT 1204 |
| Honda | EZ90 Cub | 1992 | YTZ7S, YTX5L-BS | CT 1205, CT 1207.2 |
| Honda | CB250 Nighthawk | 1992 | YTZ8V, YTX7L-BS | CT 1205, CT 1207.1, CT 1207.2 |
| Honda | ST1100, ABS-TCS, 1100A | 1991 | GYZ16H, YTX14H-BS, YTX14-BS | CT 1214, EPS 1214 |
| Honda | VFR750F | 1991 | YTX12-BS | CT 1212 |
| Honda | PC800 Pacific Coast | 1991 | YTX12-BS | CT 1212 |
| Honda | CBR1000F Hurricane | 1991 | YTX14AHL-BS, YB14L-B2 | CT 1214.1 |
| Honda | GL1500 Gold Wing | 1991 | YTX24HL-BS, Y50-N18L-A3 | CT 1220, EPS 1220 |
| Honda | CBR600 | 1991 | YTX9-BS | CT 1209 |
| Honda | NT650 Hawk GT | 1991 | YTX9-BS | CT 1209 |
| Honda | VT600C, CD Shadow Deluxe, VLX | 1991 | YTX9-BS | CT 1209 |
| Honda | SA50 Elite LX, S, SR | 1991 | YTZ5S-BS, YTX4L-BS | CT 1204 |
| Honda | CT70 | 1991 | YTZ5S-BS, YTX4L-BS | CT 1204 |
| Honda | XR250L | 1991 | YTZ5S-BS, YTX4L-BS | CT 1204 |
| Honda | EZ90 Cub | 1991 | YTZ7S, YTX5L-BS | CT 1205, CT 1207.2 |
| Honda | CB250 Nighthawk | 1991 | YTZ8V, YTX7L-BS | CT 1205, CT 1207.1, CT 1207.2 |
| Honda | VTR250 Interceptor VTR | 1990 | YB9-B | CT 1210 |
| Honda | CH250 Elite | 1990 | YTX12-BS | CT 1212 |
| Honda | PC800 Pacific Coast | 1990 | YTX12-BS | CT 1212 |
| Honda | VFR750F | 1990 | YTX12-BS | CT 1212 |
| Honda | CBR1000F Hurricane | 1990 | YTX14AHL-BS, YB14L-B2 | CT 1214.1 |
| Honda | GL1500 Gold Wing | 1990 | YTX24HL-BS, Y50-N18L-A3 | CT 1220, EPS 1220 |
| Honda | SB50 (All) | 1990 | YTX4L-BS | CT 1204, CT 1205, CT 1207.2 |
| Honda | VFR750R (RC30) | 1990 | YTX9-BS | CT 1209 |
| Honda | NT650 Hawk GT | 1990 | YTX9-BS | CT 1209 |
| Honda | CBR600 | 1990 | YTX9-BS | CT 1209 |
| Honda | VT600C, CD Shadow Deluxe, VLX | 1990 | YTX9-BS | CT 1209 |
| Honda | CB400F CB-1 | 1990 | YTX9-BS | CT 1209 |
| Honda | SA50 Elite LX, S, SR | 1990 | YTZ5S-BS, YTX4L-BS | CT 1204 |
| Honda | NX250 | 1990 | YTZ8V, YTX7L-BS | CT 1205, CT 1207.1, CT 1207.2 |
| Honda | NX125 | 1990 | YTZ8V, YTX7L-BS | CT 1205, CT 1207.1, CT 1207.2 |
| Honda | VTR250 Interceptor VTR | 1989 | YB9-B | CT 1210 |
| Honda | PC800 Pacific Coast | 1989 | YTX12-BS | CT 1212 |
| Honda | CH250 Elite | 1989 | YTX12-BS | CT 1212 |
| Honda | CBR1000F Hurricane | 1989 | YTX14AHL-BS, YB14L-B2 | CT 1214.1 |
| Honda | GL1500 Gold Wing | 1989 | YTX24HL-BS, Y50-N18L-A3 | CT 1220, EPS 1220 |
| Honda | SB50 (All) | 1989 | YTX4L-BS | CT 1204, CT 1205, CT 1207.2 |
| Honda | NT650 Hawk GT | 1989 | YTX9-BS | CT 1209 |
| Honda | CB400F CB-1 | 1989 | YTX9-BS | CT 1209 |
| Honda | CBR600 | 1989 | YTX9-BS | CT 1209 |
| Honda | VT600C, CD Shadow Deluxe, VLX | 1989 | YTX9-BS | CT 1209 |
| Honda | NX650 | 1989 | YTX9-BS | CT 1209 |
| Honda | SA50 Elite LX, S, SR | 1989 | YTZ5S-BS, YTX4L-BS | CT 1204 |
| Honda | NX125 | 1989 | YTZ8V, YTX7L-BS | CT 1205, CT 1207.1, CT 1207.2 |
| Honda | NX250 | 1989 | YTZ8V, YTX7L-BS | CT 1205, CT 1207.1, CT 1207.2 |
| Honda | VTR250 Interceptor VTR | 1988 | YB9-B | CT 1210 |

| МАРКА | МОДЕЛЬ МОТОЦИКЛА ИЛИ СКУТЕРА | ДАТА ВЫПУСКА | СООТВЕТСТВИЕ JIS-КОДУ | МОДЕЛЬ DELTA |
|-------|-------------------------------|--------------|---|-------------------------------|
| Honda | CH250 Elite | 1988 | YTX12-BS | CT 1212 |
| Honda | CBR1000F Hurricane | 1988 | YTX14AHL-BS, YB14L-B2 | CT 1214.1 |
| Honda | GL1500 Gold Wing | 1988 | YTX24HL-BS, Y50-N18L-A3 | CT 1220, EPS 1220 |
| Honda | SB50 (All) | 1988 | YTX4L-BS | CT 1204, CT 1205, CT 1207.2 |
| Honda | VT600C, CD Shadow Deluxe, VLX | 1988 | YTX9-BS | CT 1209 |
| Honda | CBR600 | 1988 | YTX9-BS | CT 1209 |
| Honda | NT650 Hawk GT | 1988 | YTX9-BS | CT 1209 |
| Honda | NX650 | 1988 | YTX9-BS | CT 1209 |
| Honda | SA50 Elite LX, S, SR | 1988 | YTZ5S-BS, YTX4L-BS | CT 1204 |
| Honda | ZB50 | 1988 | YTZ5S-BS, YTX4L-BS | CT 1204 |
| Honda | NX250 | 1988 | YTZ8V, YTX7L-BS | CT 1205, CT 1207.1, CT 1207.2 |
| Honda | NX125 | 1988 | YTZ8V, YTX7L-BS | CT 1205, CT 1207.1, CT 1207.2 |
| Honda | CH250 Elite | 1987 | YTX12-BS | CT 1212 |
| Honda | CN250 Helix | 1987 | YTX12-BS | CT 1212 |
| Honda | CBR1000F Hurricane | 1987 | YTX14AHL-BS, YB14L-B2 | CT 1214.1 |
| Honda | GL1200 Gold Wing | 1987 | YTX24HL-BS, Y50-N18L-A-CX | CT 1220, EPS 1220 |
| Honda | SE50 Elite (All) | 1987 | YTX4L-BS | CT 1204, CT 1205, CT 1207.2 |
| Honda | TR200 Fat Cat | 1987 | YTX7A-BS | CT 1207 |
| Honda | CBR600 | 1987 | YTX9-BS | CT 1209 |
| Honda | NQ50 Spree, 50D SS | 1987 | YTZ5S-BS, YTX4L-BS | CT 1204 |
| Honda | NB50 Aero | 1987 | YTZ5S-BS, YTX4L-BS | CT 1204 |
| Honda | TLR200 Reflex | 1987 | YTZ5S-BS, YTX4L-BS | CT 1204 |
| Honda | VF1100C V65 Magna | 1986 | GYZ20H, YTX20H-BS, YTX20-BS, YB18-A | CT 1218, EPS 1218 |
| Honda | VF1000R, F | 1986 | YB16B-A | CT 1214, EPS 1214 |
| Honda | CH150 Elite Deluxe | 1986 | YB9-B | CT 1210 |
| Honda | CH250 Elite | 1986 | YTX12-BS | CT 1212 |
| Honda | CN250 Helix | 1986 | YTX12-BS | CT 1212 |
| Honda | GL1200 Gold Wing | 1986 | YTX24HL-BS, Y50-N18L-A-CX | CT 1220, EPS 1220 |
| Honda | TG50 Gyro S (All) | 1986 | YTX4L-BS | CT 1204, CT 1205, CT 1207.2 |
| Honda | TR200 Fat Cat | 1986 | YTX9-BS | CT 1209 |
| Honda | NB50 Aero | 1986 | YTZ5S-BS, YTX4L-BS | CT 1204 |
| Honda | TLR200 Reflex | 1986 | YTZ5S-BS, YTX4L-BS | CT 1204 |
| Honda | NQ50 Spree, 50D SS | 1986 | YTZ5S-BS, YTX4L-BS | CT 1204 |
| Honda | VF1100C V65 Magna | 1985 | GYZ20H, YTX20H-BS, YTX20-BS, YB18-A | CT 1218, EPS 1218 |
| Honda | VF1100S V65 Sabre | 1985 | GYZ20HL, YTX20HL-BS, YTX20L-BS, YB18L-A | CT 1220.1, EPS 1220.1 |
| Honda | VF1000R, F | 1985 | YB16B-A | CT 1214, EPS 1214 |
| Honda | CH150 Elite Deluxe | 1985 | YB9-B | CT 1210 |
| Honda | CH250 Elite | 1985 | YTX12-BS | CT 1212 |
| Honda | VF700S Sabrer | 1985 | YTX14AHL-BS, SYB14L-A2 | CT 1214.1 |
| Honda | CB750F Super Sport | 1985 | YTX14AHL-BS, SYB14L-A2 | CT 1214.1 |
| Honda | CB750K Four | 1985 | YTX14AHL-BS, SYB14L-A2 | CT 1214.1 |
| Honda | GL1200 Gold Wing | 1985 | YTX24HL-BS, Y50-N18L-A-CX | CT 1220, EPS 1220 |
| Honda | TG50 Gyro S (All) | 1985 | YTX4L-BS | CT 1204, CT 1205, CT 1207.2 |
| Honda | NB50 Aero | 1985 | YTZ5S-BS, YTX4L-BS | CT 1204 |
| Honda | NH80 Aero | 1985 | YTZ7S | CT 1205, CT 1207.2 |
| Honda | VF1100C V65 Magna | 1984 | GYZ20H, YTX20H-BS, YTX20-BS, YB18-A | CT 1218, EPS 1218 |
| Honda | VF1100S V65 Sabre | 1984 | GYZ20HL, YTX20HL-BS, YTX20L-BS, YB18L-A | CT 1220.1, EPS 1220.1 |
| Honda | VF1000R, F | 1984 | YB16B-A | CT 1214, EPS 1214 |
| Honda | NH80MD Aero | 1984 | YB5L-B | CT 1205.1 |
| Honda | NH125 Aero | 1984 | YB5L-B | CT 1205.1 |
| Honda | CH125 Elite | 1984 | YB9-B | CT 1210 |
| Honda | CB750K Four | 1984 | YTX14AHL-BS, SYB14L-A2 | CT 1214.1 |
| Honda | CB750F Super Sport | 1984 | YTX14AHL-BS, SYB14L-A2 | CT 1214.1 |

| МАРКА | МОДЕЛЬ МОТОЦИКЛА ИЛИ СКУТЕРА | ДАТА ВЫПУСКА | СООТВЕТСТВИЕ JIS-КОДУ | МОДЕЛЬ DELTA |
|-------|-------------------------------|--------------|---|---------------------|
| Honda | VF700S Sabrer | 1984 | YTX14AHL-BS, SYB14L-A2 | CT 1214.1 |
| Honda | GL1200 Gold Wing | 1984 | YTX24HL-BS, Y50-N18L-A-CX | CT 1220, EPS 1220 |
| Honda | VF1100C V65 Magna | 1983 | GYZ20H, YTX20H-BS, YTX20-BS, YB18-A | CT 1218, EPS 1218 |
| Honda | NH80MD Aero | 1983 | YB5L-B | CT 1205.1 |
| Honda | C70 Passport | 1983 | YB5L-B | CT 1205.1 |
| Honda | CM250C Custom | 1983 | YB9-B | CT 1210 |
| Honda | CB1100F Super Sport | 1983 | YTX14AHL-BS, SYB14L-A2 | CT 1214.1 |
| Honda | CB750K Four | 1983 | YTX14AHL-BS, SYB14L-A2 | CT 1214.1 |
| Honda | CX650T Turbo | 1983 | YTX14AHL-BS, SYB14L-A2 | CT 1214.1 |
| Honda | GL650I Silver Wing Interstate | 1983 | YTX14AHL-BS, SYB14L-A2 | CT 1214.1 |
| Honda | CB750SC Nighthawk | 1983 | YTX14AHL-BS, SYB14L-A2 | CT 1214.1 |
| Honda | CB750F Super Sport | 1983 | YTX14AHL-BS, SYB14L-A2 | CT 1214.1 |
| Honda | FT500 Ascot | 1983 | YTX14AHL-BS, SYB14L-A2 | CT 1214.1 |
| Honda | VF750S V45 Sabre | 1983 | YTX14AHL-BS, SYB14L-A2 | CT 1214.1 |
| Honda | GL1100 Gold Wing | 1983 | YTX24HL-BS, Y50-N18L-A-CX | CT 1220, EPS 1220 |
| Honda | C70 Passport | 1982 | YB5L-B | CT 1205.1 |
| Honda | CM200T Twinstar | 1982 | YB9-B | CT 1210 |
| Honda | CM250C Custom | 1982 | YB9-B | CT 1210 |
| Honda | GL500, I Silver Wing | 1982 | YTX14AHL-BS, SYB14L-A2 | CT 1214.1 |
| Honda | VF750S V45 Sabre | 1982 | YTX14AHL-BS, SYB14L-A2 | CT 1214.1 |
| Honda | CX500, C, D, T | 1982 | YTX14AHL-BS, SYB14L-A2 | CT 1214.1 |
| Honda | CB750K Four | 1982 | YTX14AHL-BS, SYB14L-A2 | CT 1214.1 |
| Honda | CB900C, F | 1982 | YTX14AHL-BS, SYB14L-A2 | CT 1214.1 |
| Honda | CB750C Custom | 1982 | YTX14AHL-BS, SYB14L-A2 | CT 1214.1 |
| Honda | CB750F Super Sport | 1982 | YTX14AHL-BS, SYB14L-A2 | CT 1214.1 |
| Honda | FT500 Ascot | 1982 | YTX14AHL-BS, SYB14L-A2 | CT 1214.1 |
| Honda | CB750SC Nighthawk | 1982 | YTX14AHL-BS, SYB14L-A2 | CT 1214.1 |
| Honda | CBX1000 Super Sport | 1982 | YTX24HL-BS, Y50-N18L-A-CX | CT 1220, EPS 1220 |
| Honda | GL1100 Gold Wing | 1982 | YTX24HL-BS, Y50-N18L-A-CX | CT 1220, EPS 1220 |
| Honda | CM200T Twinstar | 1981 | YB9-B | CT 1210 |
| Honda | CB750F Super Sport | 1981 | YTX14AHL-BS, SYB14L-A2 | CT 1214.1 |
| Honda | CB750C Custom | 1981 | YTX14AHL-BS, SYB14L-A2 | CT 1214.1 |
| Honda | CX500, C, D, T | 1981 | YTX14AHL-BS, SYB14L-A2 | CT 1214.1 |
| Honda | CB750K Four | 1981 | YTX14AHL-BS, SYB14L-A2 | CT 1214.1 |
| Honda | CB900C, F | 1981 | YTX14AHL-BS, SYB14L-A2 | CT 1214.1 |
| Honda | GL500, I Silver Wing | 1981 | YTX14AHL-BS, SYB14L-A2 | CT 1214.1 |
| Honda | GL1100 Gold Wing | 1981 | YTX24HL-BS, Y50-N18L-A-CX | CT 1220, EPS 1220 |
| Honda | CBX1000 Super Sport | 1981 | YTX24HL-BS, Y50-N18L-A-CX | CT 1220, EPS 1220 |
| Honda | CBX1000 Super Sport | 1980 | GYZ20HL, YTX20HL-BS, YTX20L-BS, YB18L-A | CT 12201, EPS 12201 |
| Honda | CB900C, F | 1980 | YTX14AHL-BS, SYB14L-A2 | CT 1214.1 |
| Honda | CB750C Custom | 1980 | YTX14AHL-BS, SYB14L-A2 | CT 1214.1 |
| Honda | CX500, C, D, T | 1980 | YTX14AHL-BS, SYB14L-A2 | CT 1214.1 |
| Honda | CB750F Super Sport | 1980 | YTX14AHL-BS, SYB14L-A2 | CT 1214.1 |
| Honda | CB750K Four | 1980 | YTX14AHL-BS, SYB14L-A2 | CT 1214.1 |
| Honda | CBX1000 Super Sport (Opt) | 1980 | YTX24HL-BS, Y50-N18L-A-CX | CT 1220, EPS 1220 |
| Honda | GL1100 Gold Wing | 1980 | YTX24HL-BS, Y50-N18L-A-CX | CT 1220, EPS 1220 |
| Honda | CBX1000 Super Sport | 1979 | GYZ20HL, YTX20HL-BS, YTX20L-BS, YB18L-A | CT 12201, EPS 12201 |
| Honda | CB400TI Hawk I | 1979 | YB9-B | CT 1210 |
| Honda | CX500, C, D, T | 1979 | YTX14AHL-BS, SYB14L-A2 | CT 1214.1 |
| Honda | CB750F Super Sport | 1979 | YTX14AHL-BS, SYB14L-A2 | CT 1214.1 |
| Honda | CB750K Four | 1979 | YTX14AHL-BS, SYB14L-A2 | CT 1214.1 |
| Honda | CB750K Limited Edition | 1979 | YTX14AHL-BS, SYB14L-A2 | CT 1214.1 |
| Honda | CBX1000 Super Sport (Opt) | 1979 | YTX24HL-BS, Y50-N18L-A-CX | CT 1220, EPS 1220 |
| Honda | GL1000 Gold Wing | 1979 | YTX24HL-BS, Y50-N18L-A-CX | CT 1220, EPS 1220 |
| Honda | CB400TI Hawk I | 1978 | YB9-B | CT 1210 |

| МАРКА | МОДЕЛЬ МОТОЦИКЛА ИЛИ СКУТЕРА | ДАТА ВЫПУСКА | СООТВЕТСТВИЕ JIS-КОДУ | МОДЕЛЬ DELTA |
|-----------------|------------------------------|--------------|---------------------------|--------------------|
| Honda | CB750F Super Sport | 1978 | YTX14AHL-BS, SYB14L-A2 | CT 1214.1 |
| Honda | CX500, C, D, T | 1978 | YTX14AHL-BS, SYB14L-A2 | CT 1214.1 |
| Honda | CB750K Four | 1978 | YTX14AHL-BS, SYB14L-A2 | CT 1214.1 |
| Honda | GL1000 Gold Wing | 1978 | YTX24HL-BS, Y50-N18L-A-CX | CT 1220, EPS 1220 |
| Honda | CB750A Hondamatic | 1978 | YTX24HL-BS, Y50-N18L-A-CX | CT 1220, EPS 1220 |
| Honda | CJ360T ' | 1977 | YB9-B | CT 1210 |
| Honda | CB750K Four | 1977 | YTX14AHL-BS, SYB14L-A2 | CT 1214.1 |
| Honda | CB750F Super Sport | 1977 | YTX14AHL-BS, SYB14L-A2 | CT 1214.1 |
| Honda | GL1000 Gold Wing | 1977 | YTX24HL-BS, Y50-N18L-A-CX | CT 1220, EPS 1220 |
| Honda | CB750A Hondamatic | 1977 | YTX24HL-BS, Y50-N18L-A-CX | CT 1220, EPS 1220 |
| Honda | CB200, T | 1976 | YB9-B | CT 1210 |
| Honda | CJ360T ' | 1976 | YB9-B | CT 1210 |
| Honda | CB750K Four | 1976 | YTX14AHL-BS, SYB14L-A2 | CT 1214.1 |
| Honda | CB750F Super Sport | 1976 | YTX14AHL-BS, SYB14L-A2 | CT 1214.1 |
| Honda | GL1000 Gold Wing | 1976 | YTX24HL-BS, Y50-N18L-A-CX | CT 1220, EPS 1220 |
| Honda | CB750A Hondamatic | 1976 | YTX24HL-BS, Y50-N18L-A-CX | CT 1220, EPS 1220 |
| Honda | CB200, T | 1975 | YB9-B | CT 1210 |
| Honda | CB750K Four | 1975 | YTX14AHL-BS, SYB14L-A2 | CT 1214.1 |
| Honda | CB750F Super Sport | 1975 | YTX14AHL-BS, SYB14L-A2 | CT 1214.1 |
| Honda | GL1000 Gold Wing | 1975 | YTX24HL-BS, Y50-N18L-A-CX | CT 1220, EPS 1220 |
| Honda | CL200 Scrambler | 1974 | YB9-B | CT 1210 |
| Honda | CB200, T | 1974 | YB9-B | CT 1210 |
| Honda | CB750K Four | 1974 | YTX14AHL-BS, SYB14L-A2 | CT 1214.1 |
| Honda | CL175 Scrambler | 1973 | YB9-B | CT 1210 |
| Honda | CB175 Super Sport | 1973 | YB9-B | CT 1210 |
| Honda | CB750K Four | 1973 | YTX14AHL-BS, SYB14L-A2 | CT 1214.1 |
| Honda | CL175 Scrambler | 1972 | YB9-B | CT 1210 |
| Honda | CB175 Super Sport | 1972 | YB9-B | CT 1210 |
| Honda | CB750K Four | 1972 | YTX14AHL-BS, SYB14L-A2 | CT 1214.1 |
| Honda | CB175 Super Sport | 1971 | YB9-B | CT 1210 |
| Honda | CL175 Scrambler | 1971 | YB9-B | CT 1210 |
| Honda | CB750K Four | 1971 | YTX14AHL-BS, SYB14L-A2 | CT 1214.1 |
| Honda | CB175 Super Sport | 1970 | YB9-B | CT 1210 |
| Honda | CL175 Scrambler | 1970 | YB9-B | CT 1210 |
| Honda | CB750K Four | 1970 | YTX14AHL-BS, SYB14L-A2 | CT 1214.1 |
| Honda | CB160 Sport | 1969 | YB9-B | CT 1210 |
| Honda | CL175 Scrambler | 1969 | YB9-B | CT 1210 |
| Honda | CB175 Super Sport | 1969 | YB9-B | CT 1210 |
| Honda | CB750K Four | 1969 | YTX14AHL-BS, SYB14L-A2 | CT 1214.1 |
| Honda | CL175 Scrambler | 1968 | YB9-B | CT 1210 |
| Honda | CB160 Sport | 1968 | YB9-B | CT 1210 |
| Honda | CL160 Scrambler | 1968 | YB9-B | CT 1210 |
| Honda | CB160 Sport | 1967 | YB9-B | CT 1210 |
| Honda | CL160 Scrambler | 1967 | YB9-B | CT 1210 |
| Honda | CB160 Sport | 1966 | YB9-B | CT 1210 |
| Honda | CL160 Scrambler | 1966 | YB9-B | CT 1210 |
| Honda | CB160 Sport | 1965 | YB9-B | CT 1210 |
| HUSABERG | | | | |
| Husaberg | All Electric Start Models | 2013 | YTZ7S, YTX5L-BS | CT 1205, CT 1207.2 |
| Husaberg | All Electric Start Models | 2012 | YTZ7S | CT 1205, CT 1207.2 |
| Husaberg | All Electric Start Models | 2011 | YTZ7S | CT 1205, CT 1207.2 |
| Husaberg | All Electric Start Models | 2010 | YTZ7S | CT 1205, CT 1207.2 |
| Husaberg | All Electric Start Models | 2009 | YTZ7S | CT 1205, CT 1207.2 |
| Husaberg | All Electric Start Models | 2008 | YTZ7S | CT 1205, CT 1207.2 |
| Husaberg | All Electric Start Models | 2007 | YTZ7S | CT 1205, CT 1207.2 |
| Husaberg | All Electric Start Models | 2006 | YTZ7S | CT 1205, CT 1207.2 |
| Husaberg | All Electric Start Models | 2005 | YTZ7S | CT 1205, CT 1207.2 |

| МАРКА | МОДЕЛЬ МОТОЦИКЛА ИЛИ СКУТЕРА | ДАТА ВЫПУСКА | СООТВЕТСТВИЕ JIS-КОДУ | МОДЕЛЬ DELTA |
|------------------|--|--------------|-----------------------------|--------------------|
| Husaberg | All Electric Start Models | 2004 | YTZ7S | CT 1205, CT 1207.2 |
| Husaberg | All Electric Start Models | 2003 | YTX9-BS | CT 1209 |
| Husaberg | All Electric Start Models | 2002 | YTX9-BS | CT 1209 |
| Husaberg | All Electric Start Models | 2001 | YTX9-BS | CT 1209 |
| Husaberg | All Electric Start Models | 2000 | YTX9-BS | CT 1209 |
| Husaberg | All Electric Start Models | 1999 | YTX9-BS | CT 1209 |
| Husaberg | All Electric Start Models | 1998 | YTX9-BS | CT 1209 |
| Husaberg | All Electric Start Models | 1997 | YTX9-BS | CT 1209 |
| HUSQVARNA | | | | |
| Husqvarna | 701 Enduro, Supermoto | 2019 | YTZ10S | CT 1210.1 |
| Husqvarna | 701 Enduro, Supermoto | 2018 | YTZ10S | CT 1210.1 |
| Husqvarna | 701 Enduro, Supermoto | 2017 | YTZ10S | CT 1210.1 |
| Husqvarna | FC | 2017 | YTZ5S-BS, YTX4L-BS | CT 1204 |
| Husqvarna | FE | 2017 | YTZ7S, YTX5L-BS | CT 1205, CT 1207.2 |
| Husqvarna | TE | 2017 | YTZ7S, YTX5L-BS | CT 1205, CT 1207.2 |
| Husqvarna | 701 Enduro, Supermoto | 2016 | YTZ10S | CT 1210.1 |
| Husqvarna | FC | 2016 | YTZ5S-BS, YTX4L-BS | CT 1204 |
| Husqvarna | FE | 2016 | YTZ7S, YTX5L-BS | CT 1205, CT 1207.2 |
| Husqvarna | TE | 2016 | YTZ7S, YTX5L-BS | CT 1205, CT 1207.2 |
| Husqvarna | FC | 2015 | YTZ5S-BS, YTX4L-BS | CT 1204 |
| Husqvarna | FE | 2015 | YTZ7S, YTX5L-BS | CT 1205, CT 1207.2 |
| Husqvarna | TE | 2015 | YTZ7S, YTX5L-BS | CT 1205, CT 1207.2 |
| Husqvarna | FC | 2014 | YTZ5S-BS, YTX4L-BS | CT 1204 |
| Husqvarna | TE | 2014 | YTZ7S, YTX5L-BS | CT 1205, CT 1207.2 |
| Husqvarna | FE | 2014 | YTZ7S, YTX5L-BS | CT 1205, CT 1207.2 |
| Husqvarna | NUDA900 | 2013 | GYZ16H, YTX14H-BS, YTX14-BS | CT 1214, EPS 1214 |
| Husqvarna | TE | 2013 | YTZ7S, YTX5L-BS | CT 1205, CT 1207.2 |
| Husqvarna | TXC | 2012 | YTZ7S, YTX5L-BS | CT 1205, CT 1207.2 |
| Husqvarna | TE | 2012 | YTZ7S, YTX5L-BS | CT 1205, CT 1207.2 |
| Husqvarna | TXC | 2011 | YTZ7S, YTX5L-BS | CT 1205, CT 1207.2 |
| Husqvarna | TE | 2011 | YTZ7S, YTX5L-BS | CT 1205, CT 1207.2 |
| Husqvarna | TE, TXC | 2011 | YTZ7S, YTX5L-BS | CT 1205, CT 1207.2 |
| Husqvarna | TC, TXC, TE, SMR | 2010 | YTZ7S, YTX5L-BS | CT 1205, CT 1207.2 |
| Husqvarna | TE | 2010 | YTZ7S, YTX5L-BS | CT 1205, CT 1207.2 |
| Husqvarna | TXC | 2010 | YTZ7S, YTX5L-BS | CT 1205, CT 1207.2 |
| Husqvarna | TXC | 2009 | YTZ7S, YTX5L-BS | CT 1205, CT 1207.2 |
| Husqvarna | TE | 2009 | YTZ7S, YTX5L-BS | CT 1205, CT 1207.2 |
| Husqvarna | TXC | 2008 | YTZ7S, YTX5L-BS | CT 1205, CT 1207.2 |
| Husqvarna | TE | 2008 | YTZ7S, YTX5L-BS | CT 1205, CT 1207.2 |
| Husqvarna | TE | 2007 | YTZ7S, YTX5L-BS | CT 1205, CT 1207.2 |
| Husqvarna | TE | 2006 | YTZ7S, YTX5L-BS | CT 1205, CT 1207.2 |
| Husqvarna | TE | 2005 | YTZ7S, YTX5L-BS | CT 1205, CT 1207.2 |
| Husqvarna | TE | 2004 | YTZ7S, YTX5L-BS | CT 1205, CT 1207.2 |
| Husqvarna | TE | 2003 | YTZ7S, YTX5L-BS | CT 1205, CT 1207.2 |
| Husqvarna | TE | 2002 | YTZ7S, YTX5L-BS | CT 1205, CT 1207.2 |
| Husqvarna | TE610E, SM610S | 2001 | GYZ16H, YTX14H-BS, YTX14-BS | CT 1214, EPS 1214 |
| Husqvarna | TE410E | 2001 | GYZ16H, YTX14H-BS, YTX14-BS | CT 1214, EPS 1214 |
| Husqvarna | TE410E | 2000 | GYZ16H, YTX14H-BS, YTX14-BS | CT 1214, EPS 1214 |
| Husqvarna | TE610E, SM610S | 2000 | GYZ16H, YTX14H-BS, YTX14-BS | CT 1214, EPS 1214 |
| HYOSUNG | | | | |
| Hyosung | SB50 Super Cab, SD50 Sense, SF50 Prima, Rally, Sense | ALLYEARS | YTZ5S-BS, YTX4L-BS | CT 1204 |
| Hyosung | EZ100 | ALLYEARS | YTZ7S, YTX5L-BS | CT 1205, CT 1207.2 |
| Hyosung | GT650, R, S | 2016 | GYZ16H, YTX14H-BS, YTX14-BS | CT 1214, EPS 1214 |
| Hyosung | GT250, R | 2016 | GYZ16H, YTX14H-BS, YTX14-BS | CT 1214, EPS 1214 |
| Hyosung | NS3-250 | 2016 | YTX9-BS | CT 1209 |

| МАРКА | МОДЕЛЬ МОТОЦИКЛА ИЛИ СКУТЕРА | ДАТА ВЫПУСКА | СООТВЕТВИЕ JIS-КОДУ | МОДЕЛЬ DELTA |
|---------|---|--------------|-----------------------------|---------------------|
| Hyosung | GV250 | 2016 | YTX9-BS | CT 1209 |
| Hyosung | GT250, R | 2015 | GYZ16H, YTX14H-BS, YTX14-BS | CT 1214, EPS 1214 |
| Hyosung | GT650, R, S | 2015 | GYZ16H, YTX14H-BS, YTX14-BS | CT 1214, EPS 1214 |
| Hyosung | GV250 | 2015 | YTX9-BS | CT 1209 |
| Hyosung | NS3-250 | 2015 | YTX9-BS | CT 1209 |
| Hyosung | GT250, R | 2014 | GYZ16H, YTX14H-BS, YTX14-BS | CT 1214, EPS 1214 |
| Hyosung | GT650, R, S | 2014 | GYZ16H, YTX14H-BS, YTX14-BS | CT 1214, EPS 1214 |
| Hyosung | NS3-250 | 2014 | YTX9-BS | CT 1209 |
| Hyosung | GV250 | 2014 | YTX9-BS | CT 1209 |
| Hyosung | GT650, R, S | 2013 | GYZ16H, YTX14H-BS, YTX14-BS | CT 1214, EPS 1214 |
| Hyosung | GT250, R | 2013 | GYZ16H, YTX14H-BS, YTX14-BS | CT 1214, EPS 1214 |
| Hyosung | ST7 | 2013 | YT14B-BS | CT 1212.2 |
| Hyosung | GV650, SE | 2013 | YT14B-BS | CT 1212.2 |
| Hyosung | NS3-250 | 2013 | YTX9-BS | CT 1209 |
| Hyosung | GV250 | 2013 | YTX9-BS | CT 1209 |
| Hyosung | GT650, R, S | 2012 | GYZ16H, YTX14H-BS, YTX14-BS | CT 1214, EPS 1214 |
| Hyosung | GT250, R | 2012 | GYZ16H, YTX14H-BS, YTX14-BS | CT 1214, EPS 1214 |
| Hyosung | ST7 | 2012 | YT14B-BS | CT 1212.2 |
| Hyosung | GV650, SE | 2012 | YT14B-BS | CT 1212.2 |
| Hyosung | GV250 | 2012 | YTX9-BS | CT 1209 |
| Hyosung | NS3-250 | 2012 | YTX9-BS | CT 1209 |
| Hyosung | GT250, R | 2011 | GYZ16H, YTX14H-BS, YTX14-BS | CT 1214, EPS 1214 |
| Hyosung | GT650, R, S | 2011 | GYZ16H, YTX14H-BS, YTX14-BS | CT 1214, EPS 1214 |
| Hyosung | GV650, SE | 2011 | YT14B-BS | CT 1212.2 |
| Hyosung | ST7 | 2011 | YT14B-BS | CT 1212.2 |
| Hyosung | NS3-250 | 2011 | YTX9-BS | CT 1209 |
| Hyosung | GV250 | 2011 | YTX9-BS | CT 1209 |
| Hyosung | GT250, R | 2010 | GYZ16H, YTX14H-BS, YTX14-BS | CT 1214, EPS 1214 |
| Hyosung | GT650, R, S | 2010 | GYZ16H, YTX14H-BS, YTX14-BS | CT 1214, EPS 1214 |
| Hyosung | ST7 | 2010 | YT14B-BS | CT 1212.2 |
| Hyosung | GV650, SE | 2010 | YT14B-BS | CT 1212.2 |
| Hyosung | GV250 | 2010 | YTX9-BS | CT 1209 |
| Hyosung | NS3-250 | 2010 | YTX9-BS | CT 1209 |
| Hyosung | GT250, R | 2009 | GYZ16H, YTX14H-BS, YTX14-BS | CT 1214, EPS 1214 |
| Hyosung | GT650, R, S | 2009 | GYZ16H, YTX14H-BS, YTX14-BS | CT 1214, EPS 1214 |
| Hyosung | GV650, SE | 2009 | YT14B-BS | CT 1212.2 |
| Hyosung | NS3-250 | 2009 | YTX9-BS | CT 1209 |
| Hyosung | GV250 | 2009 | YTX9-BS | CT 1209 |
| INDIAN | | | | |
| Indian | Chief Dark Horse, Springfield | 2020 | GYZ20HL, YTX20HL-BS | CT 12201, EPS 12201 |
| Indian | Challenger | 2020 | GYZ20HL, YTX20HL-BS | CT 12201, EPS 12201 |
| Indian | Chief Classic, Chief Vintage, Chieftain, Roadmaster | 2020 | GYZ20HL, YTX20HL-BS | CT 12201, EPS 12201 |
| Indian | FTR 1200 | 2019 | GYZ16H, YTX14H-BS | CT 1214, EPS 1214 |
| Indian | Chief Classic, Chief Vintage, Chieftain, Roadmaster | 2019 | GYZ20HL, YTX20HL-BS | CT 12201, EPS 12201 |
| Indian | Chief Dark Horse, Springfield | 2019 | GYZ20HL, YTX20HL-BS | CT 12201, EPS 12201 |
| Indian | Chief Classic, Vintage, Dark Horse | 2013 | YTX24HL-BS | CT 1220, EPS 1220 |
| Indian | Chief Classic, Vintage, Dark Horse | 2012 | YTX24HL-BS | CT 1220, EPS 1220 |
| Indian | Chief (all models) | 2011 | GYZ20H, YTX20H-BS, YTX20-BS | CT 1218, EPS 1218 |
| Indian | Chief (all models) | 2010 | GYZ20H, YTX20H-BS, YTX20-BS | CT 1218, EPS 1218 |
| Indian | Chief (all models) | 2009 | GYZ20H, YTX20H-BS, YTX20-BS | CT 1218, EPS 1218 |
| Indian | Scout, Spirit | 2003 | GYZ20H, YTX20H-BS, YTX20-BS | CT 1218, EPS 1218 |
| Indian | Chief | 2003 | YTX24HL-BS | CT 1220, EPS 1220 |
| Indian | Scout, Spirit | 2002 | GYZ20H, YTX20H-BS, YTX20-BS | CT 1218, EPS 1218 |
| Indian | Chief | 2002 | YTX24HL-BS | CT 1220, EPS 1220 |
| Indian | All Models | 2001 | GYZ20H, YTX20H-BS, YTX20-BS | CT 1218, EPS 1218 |

| МАРКА | МОДЕЛЬ МОТОЦИКЛА ИЛИ СКУТЕРА | ДАТА ВЫПУСКА | СООТВЕТСТВИЕ JIS-КОДУ | МОДЕЛЬ DELTA |
|-----------------------|------------------------------|--------------|-----------------------------|--------------------|
| Indian | All Models | 2000 | GYZ20H, YTX20H-BS, YTX20-BS | CT 1218, EPS 1218 |
| Indian | All Models | 1999 | GYZ20H, YTX20H-BS, YTX20-BS | CT 1218, EPS 1218 |
| IRBIS | | | | |
| IRBIS | Z50R, | | YTZ10S | CT 1210.1, CT 1207 |
| IRBIS | Z50RS | | YTZ10S | CT 1210.1, CT 1207 |
| IRBIS | FR | | YTZ10S | CT 1210.1, CT 1207 |
| IRBIS | KAORI | | YTZ10S | CT 1210.1, CT 1207 |
| IRBIS | LX | | YTZ10S | CT 1210.1, CT 1207 |
| IRBIS | LX GTR | | YTZ10S | CT 1210.1, CT 1207 |
| IRBIS | T110-125 | | YTZ10S | CT 1210.1, CT 1207 |
| IRBIS | TTR110 | | YTX5L-BS | CT 1205, CT 1207.2 |
| IRBIS | VIRAGO | | YTX5L-BS | CT 1205, CT 1207.2 |
| IRBIS | GS110 | | YTX5L-BS | CT 1205, CT 1207.2 |
| IRBIS | TTR125R | | YTX5L-BS | CT 1205, CT 1207.2 |
| IRBIS | IROKEZ S | | YB5L-B | CT 1205.1 |
| IRBIS | CENTRINO50-150 | | YTZ10S | CT 1210.1, CT 1207 |
| IRBIS | NIRVANA | | YTZ10S | CT 1210.1, CT 1207 |
| IRBIS | RZR150-170 | | YTZ10S | CT 1210.1, CT 1207 |
| IRBIS | PROMETEEY | | YTZ10S | CT 1210.1, CT 1207 |
| IRBIS | BWS | | YTZ10S | CT 1210.1, CT 1207 |
| IRBIS | GRACE | | YTZ10S | CT 1210.1, CT 1207 |
| IRBIS | GR | | YTZ10S | CT 1210.1, CT 1207 |
| IRBIS | TTR150 | | YTX5L-BS | CT 1205, CT 1207.2 |
| IRBIS | GS150 | | YTX5L-BS | CT 1205, CT 1207.2 |
| IRBIS | T150 | | YTX9-BS | CT 1209 |
| IRBIS | GS200 | | YTZ10S | CT 1210.1, CT 1207 |
| IRBIS | VR-1 | | YTX7L-BS | CT 1207.1 |
| IRBIS | INTRUDER | | YTX7L-BS | CT 1207.1 |
| IRBIS | GARPIA | | YTZ10S | CT 1210.1, CT 1207 |
| ITALJET | | | | |
| ITALJET | Torpedo | 1999 | YB9-B | CT 1210 |
| ITALJET | Dragster | 1999 | YTX14-BS | CT 1212 |
| ITALJET | Dragster | 1997 | YT4L-BS, YTX4L-BS, YT4L-BS | CT 1204 |
| ITALJET | Torpedo | 1997 | YT4L-BS, YTX4L-BS, YT4L-BS | CT 1204 |
| ITALJET | Formula | 1997 | YB9-B | CT 1210 |
| ITALJET | Formula | 1995 | YT4L-BS, YTX4L-BS, YT4L-BS | CT 1204 |
| ITALJET | Velocifero | 1995 | YT4L-BS, YTX4L-BS, YT4L-BS | CT 1204 |
| ITALJET | Bazooka, 2 | - | YT4L-BS, YTX4L-BS, YT4L-BS | CT 1204 |
| ITALJET | Cruise | - | YT4L-BS, YTX4L-BS, YT4L-BS | CT 1204 |
| ITALJET | Pista | - | YT4L-BS, YTX4L-BS, YT4L-BS | CT 1204 |
| ITALJET | Reporter | - | YT4L-BS, YTX4L-BS, YT4L-BS | CT 1204 |
| ITALJET | Scoop | - | YT4L-BS, YTX4L-BS, YT4L-BS | CT 1204 |
| ITALJET | Millenium | - | YTX7A-BS | CT 1207 |
| ITALJET | Millenium | - | YTX7A-BS | CT 1207 |
| ITALJET | Torpedo | - | YB9-B | CT 1210 |
| JIA LING HONDA | | | | |
| JIA LING HONDA | CB125T,X | - | 12N9-4B-1 | CT 1210 |
| JIA LING HONDA | CG125 | - | 12N9-4B-1 | CT 1210 |
| JIA LING HONDA | CH125 | - | 12N9-4B-1 | CT 1210 |
| JIA LING HONDA | CM125 | - | 12N9-4B-1 | CT 1210 |
| JIA LING HONDA | JH150T - | - | YTX7A-BS | CT 1207 |
| JIANGMEN DIHAO | 125T-2C | - | YTX9-BS | CT 1209 |
| JIANGMEN DIHAO | 125T-A, B, C, D | - | YTX7A-BS | CT 1207 |
| JIANGMEN DIHAO | CG125-7 | - | 12N9-4B-1 | CT 1210 |
| JIANGMEN DIHAO | HN125-3 | - | 12N9-4B-1 | CT 1210 |
| JIANGMEN DIHAO | HN125T | - | YTX7A-BS | CT 1207 |

| МАРКА | МОДЕЛЬ МОТОЦИКЛА ИЛИ СКУТЕРА | ДАТА ВЫПУСКА | СООТВЕТСТВИЕ JIS-КОДУ | МОДЕЛЬ DELTA |
|-----------------------|--------------------------------|--------------|-----------------------------|-------------------------------|
| JIANGMEN DIHAO | 150-6, 7, 8 | - | 12N9-4B-1 | CT 1210 |
| JIANGMEN DIHAO | 150J-5A, 8A | - | 12N9-4B-1 | CT 1210 |
| JIANGMEN DIHAO | CG150-3 | - | YTX7L-BS | CT 1207.1 |
| JIAN SHE YAMAHA | 5WY | - | YTX5L-BS | CT 1205 |
| JIAN SHE YAMAHA | JOG | - | YTX5L-BS | CT 1205 |
| JIAN SHE YAMAHA | 27S | - | YTX7L-BS | CT 1207.1 |
| JIAN SHE YAMAHA | 3D92 | - | YTX7L-BS | CT 1207.1 |
| JIAN SHE YAMAHA | 4KL | - | YTX7A-BS | CT 1207 |
| JIAN SHE YAMAHA | 4FP | - | YTX7A-BS | CT 1207 |
| JIAN SHE YAMAHA | 5WG | - | YTX7A-BS | CT 1207 |
| JINAN SUZUKI | | | | |
| JINAN SUZUKI | QS100TB | - | YTX7A-BS | CT 1207 |
| JINAN SUZUKI | GS125-4K | - | YTX7A-BS | CT 1207 |
| JINAN SUZUKI | GZ125 | - | YTX7L-BS | CT 1207.1 |
| JINAN SUZUKI | QS125T-2 | - | YTX7A-BS | CT 1207 |
| JINAN SUZUKI | QS150TFB | - | YTX7A-BS | CT 1207 |
| JINCHERG GROUP | | | | |
| JINCHERG GROUP | SJ125 | - | YTX7L-BS | CT 1207.1 |
| KASEA | | | | |
| KASEA | Sense, Prima | - | YTX5L-BS | CT 1205 |
| KAWASAKI | | | | |
| Kawasaki | KLX230R | 2020 | YTX5L-BS | CT 1205 |
| Kawasaki | KLX230, ABS | 2020 | YTX7A-BS | CT 1207 |
| Kawasaki | KLX110, L | 2020 | YTZ5S-BS, YTX4L-BS | CT 1204 |
| Kawasaki | KLX300R | 2020 | YTZ7S | CT 1205, CT 1207.2 |
| Kawasaki | KLX140, G, L | 2020 | YTZ8V, YTX7L-BS | CT 1205, CT 1207.1, CT 1207.2 |
| Kawasaki | KLX250, S, SF, Camo | 2020 | YTZ8V, YTX7L-BS | CT 1205, CT 1207.1, CT 1207.2 |
| Kawasaki | Ninja ZX-14R, ABS | 2019 | GYZ16H, YTX14H-BS | CT 1214, EPS 1214 |
| Kawasaki | Vulcan 900 Classic, Custom | 2019 | YTX12-BS | CT 1212 |
| Kawasaki | KLE650 Versys | 2019 | YTX12-BS | CT 1212 |
| Kawasaki | W800 Cafe | 2019 | YTX12-BS | CT 1212 |
| Kawasaki | ZG1400 Concours, ABS | 2019 | YTX14H-BS | CT 1214, EPS 1214 |
| Kawasaki | VN1700 Voyager, Nomad, Vaquero | 2019 | YTX20CH-BS | EPS 1218.1 |
| Kawasaki | Z900 ABS, Z900RS ABS, Cafe | 2019 | YTX9-BS | CT 1209 |
| Kawasaki | Z400 ABS | 2019 | YTX9-BS | CT 1209 |
| Kawasaki | Z900 ABS | 2019 | YTX9-BS | CT 1209 |
| Kawasaki | ZX636-B, C Ninja ZX-6R, ABS | 2019 | YTX9-BS | CT 1209 |
| Kawasaki | Ninja 1000, ABS | 2019 | YTX9-BS | CT 1209 |
| Kawasaki | ZX600-FA Ninja ZX-6R | 2019 | YTX9-BS | CT 1209 |
| Kawasaki | Versys 1000, LT | 2019 | YTX9-BS | CT 1209 |
| Kawasaki | Ninja 400, ABS | 2019 | YTX9-BS | CT 1209 |
| Kawasaki | Versys-X 300 ABS | 2019 | YTX9-BS | CT 1209 |
| Kawasaki | Ninja 650, ABS | 2019 | YTZ10S | CT 1210.1 |
| Kawasaki | Vulcan S ABS, CAFE, SE | 2019 | YTZ10S | CT 1210.1 |
| Kawasaki | Ninja H2, H2R | 2019 | YTZ10S | CT 1210.1 |
| Kawasaki | Z650 ABS | 2019 | YTZ10S | CT 1210.1 |
| Kawasaki | ZX10R, ABS | 2019 | YTZ10S | CT 1210.1 |
| Kawasaki | Ninja ZX-10RR | 2019 | YTZ10S | CT 1210.1 |
| Kawasaki | KLX110, L | 2019 | YTZ5S-BS, YTX4L-BS | CT 1204 |
| Kawasaki | Z125 PRO | 2019 | YTZ5S-BS, YTX4L-BS | CT 1204 |
| Kawasaki | KLX450R | 2019 | YTZ7S, YTX5L-BS | CT 1205, CT 1207.2 |
| Kawasaki | KLX140, G, L | 2019 | YTZ8V, YTX7L-BS | CT 1205, CT 1207.1, CT 1207.2 |
| Kawasaki | KLX250, S, SF, Camo | 2019 | YTZ8V, YTX7L-BS | CT 1205, CT 1207.1, CT 1207.2 |
| Kawasaki | W175 SE | 2019 | YTZ8V, YTX7L-BS | CT 1205, CT 1207.1, CT 1207.2 |
| Kawasaki | ZG1400 Concours, ABS | 2018 | GYZ16H, YTX14H-BS, YTX14-BS | CT 1214, EPS 1214 |

| МАРКА | МОДЕЛЬ МОТОЦИКЛА ИЛИ СКУТЕРА | ДАТА ВЫПУСКА | СООТВЕТСТВИЕ JIS-КОДУ | МОДЕЛЬ DELTA |
|----------|--------------------------------|--------------|-----------------------------|-------------------------------|
| Kawasaki | Ninja ZX-14R, ABS | 2018 | GYZ16H, YTX14H-BS, YTX14-BS | CT 1214, EPS 1214 |
| Kawasaki | Vulcan 900 Classic, Custom | 2018 | YTX12-BS | CT 1212 |
| Kawasaki | KLE650 Versys | 2018 | YTX12-BS | CT 1212 |
| Kawasaki | KL650-A, E, KLR | 2018 | YTX14AHL-BS, SYB14L-A2 | CT 1214.1 |
| Kawasaki | VN1700 Voyager, Nomad, Vaquero | 2018 | YTX20CH-BS | EPS 1218.1 |
| Kawasaki | Versys-X 300 ABS | 2018 | YTX9-BS | CT 1209 |
| Kawasaki | ZX600-FA Ninja ZX-6R | 2018 | YTX9-BS | CT 1209 |
| Kawasaki | Ninja 400, ABS | 2018 | YTX9-BS | CT 1209 |
| Kawasaki | Z900 ABS, Z900RS ABS, Cafe | 2018 | YTX9-BS | CT 1209 |
| Kawasaki | Ninja 1000, ABS | 2018 | YTX9-BS | CT 1209 |
| Kawasaki | Versys 1000, LT | 2018 | YTX9-BS | CT 1209 |
| Kawasaki | Z900 ABS | 2018 | YTX9-BS | CT 1209 |
| Kawasaki | ZX636-B, C Ninja ZX-6R, ABS | 2018 | YTX9-BS | CT 1209 |
| Kawasaki | Ninja H2, H2R | 2018 | YTZ10S | CT 1210.1 |
| Kawasaki | Ninja ZX-10RR | 2018 | YTZ10S | CT 1210.1 |
| Kawasaki | Vulcan S ABS, CAFE, SE | 2018 | YTZ10S | CT 1210.1 |
| Kawasaki | Z650 ABS | 2018 | YTZ10S | CT 1210.1 |
| Kawasaki | ZX10R, ABS | 2018 | YTZ10S | CT 1210.1 |
| Kawasaki | Ninja 650, ABS | 2018 | YTZ10S | CT 1210.1 |
| Kawasaki | Z125 PRO | 2018 | YTZ5S-BS, YTX4L-BS | CT 1204 |
| Kawasaki | KLX110, L | 2018 | YTZ5S-BS, YTX4L-BS | CT 1204 |
| Kawasaki | KLX450R | 2018 | YTZ7S, YTX5L-BS | CT 1205, CT 1207.2 |
| Kawasaki | KLX140, G, L | 2018 | YTZ8V, YTX7L-BS | CT 1205, CT 1207.1, CT 1207.2 |
| Kawasaki | KLX250, S, SF, Camo | 2018 | YTZ8V, YTX7L-BS | CT 1205, CT 1207.1, CT 1207.2 |
| Kawasaki | Ninja ZX-14R, ABS | 2017 | GYZ16H, YTX14H-BS, YTX14-BS | CT 1214, EPS 1214 |
| Kawasaki | ZG1400 Concours, ABS | 2017 | GYZ16H, YTX14H-BS, YTX14-BS | CT 1214, EPS 1214 |
| Kawasaki | KLE650 Versys | 2017 | YTX12-BS | CT 1212 |
| Kawasaki | Vulcan 900 Classic, Custom | 2017 | YTX12-BS | CT 1212 |
| Kawasaki | KL650-A, E, KLR | 2017 | YTX14AHL-BS, SYB14L-A2 | CT 1214.1 |
| Kawasaki | VN1700 Voyager, Nomad, Vaquero | 2017 | YTX20CH-BS | EPS 1218.1 |
| Kawasaki | ZX600-FA Ninja ZX-6R | 2017 | YTX9-BS | CT 1209 |
| Kawasaki | Z900 ABS, Z900RS ABS, Cafe | 2017 | YTX9-BS | CT 1209 |
| Kawasaki | Ninja 1000, ABS | 2017 | YTX9-BS | CT 1209 |
| Kawasaki | ZX636-B, C Ninja ZX-6R, ABS | 2017 | YTX9-BS | CT 1209 |
| Kawasaki | Z900 ABS | 2017 | YTX9-BS | CT 1209 |
| Kawasaki | Ninja 400, ABS | 2017 | YTX9-BS | CT 1209 |
| Kawasaki | Versys 1000, LT | 2017 | YTX9-BS | CT 1209 |
| Kawasaki | Versys-X 300 ABS | 2017 | YTX9-BS | CT 1209 |
| Kawasaki | EX300 Ninja, ABS | 2017 | YTX9-BS | CT 1209 |
| Kawasaki | ZX10R, ABS | 2017 | YTZ10S | CT 1210.1 |
| Kawasaki | Z650 ABS | 2017 | YTZ10S | CT 1210.1 |
| Kawasaki | Vulcan S ABS, CAFE, SE | 2017 | YTZ10S | CT 1210.1 |
| Kawasaki | Ninja ZX-10RR | 2017 | YTZ10S | CT 1210.1 |
| Kawasaki | Ninja H2, H2R | 2017 | YTZ10S | CT 1210.1 |
| Kawasaki | Ninja 650, ABS | 2017 | YTZ10S | CT 1210.1 |
| Kawasaki | Z125 PRO | 2017 | YTZ5S-BS, YTX4L-BS | CT 1204 |
| Kawasaki | KLX110, L | 2017 | YTZ5S-BS, YTX4L-BS | CT 1204 |
| Kawasaki | KLX450R | 2017 | YTZ7S, YTX5L-BS | CT 1205, CT 1207.2 |
| Kawasaki | KLX140, G, L | 2017 | YTZ8V, YTX7L-BS | CT 1205, CT 1207.1, CT 1207.2 |
| Kawasaki | KLX250, S, SF, Camo | 2017 | YTZ8V, YTX7L-BS | CT 1205, CT 1207.1, CT 1207.2 |
| Kawasaki | Ninja ZX-14R, ABS | 2016 | GYZ16H, YTX14H-BS, YTX14-BS | CT 1214, EPS 1214 |
| Kawasaki | ZG1400 Concours, ABS | 2016 | GYZ16H, YTX14H-BS, YTX14-BS | CT 1214, EPS 1214 |
| Kawasaki | Vulcan 900 Classic, Custom | 2016 | YTX12-BS | CT 1212 |
| Kawasaki | KLE650 Versys | 2016 | YTX12-BS | CT 1212 |
| Kawasaki | KL650-A, E, KLR | 2016 | YTX14AHL-BS, SYB14L-A2 | CT 1214.1 |
| Kawasaki | VN1700 Voyager, Nomad, Vaquero | 2016 | YTX20CH-BS | EPS 1218.1 |
| Kawasaki | EX300 Ninja, ABS | 2016 | YTX9-BS | CT 1209 |

| МАРКА | МОДЕЛЬ МОТОЦИКЛА ИЛИ СКУТЕРА | ДАТА ВЫПУСКА | СООТВЕТВИЕ JIS-КОДУ | МОДЕЛЬ DELTA |
|----------|--------------------------------|--------------|-----------------------------|-------------------------------|
| Kawasaki | ZX600-FA Ninja ZX-6R | 2016 | YTX9-BS | CT 1209 |
| Kawasaki | Z800, ABS | 2016 | YTX9-BS | CT 1209 |
| Kawasaki | ZX636-B, C Ninja ZX-6R, ABS | 2016 | YTX9-BS | CT 1209 |
| Kawasaki | Ninja 400, ABS | 2016 | YTX9-BS | CT 1209 |
| Kawasaki | Versys 1000, LT | 2016 | YTX9-BS | CT 1209 |
| Kawasaki | ZX10R, ABS | 2016 | YTZ10S | CT 1210.1 |
| Kawasaki | Ninja H2, H2R | 2016 | YTZ10S | CT 1210.1 |
| Kawasaki | Vulcan S ABS, CAFE, SE | 2016 | YTZ10S | CT 1210.1 |
| Kawasaki | KLX110, L | 2016 | YTZ5S-BS, YTX4L-BS | CT 1204 |
| Kawasaki | KLX450R | 2016 | YTZ7S, YTX5L-BS | CT 1205, CT 1207.2 |
| Kawasaki | KLX140, G, L | 2016 | YTZ8V, YTX7L-BS | CT 1205, CT 1207.1, CT 1207.2 |
| Kawasaki | KLX250, S, SF, Camo | 2016 | YTZ8V, YTX7L-BS | CT 1205, CT 1207.1, CT 1207.2 |
| Kawasaki | ZG1400 Concours, ABS | 2015 | GYZ16H, YTX14H-BS, YTX14-BS | CT 1214, EPS 1214 |
| Kawasaki | Ninja ZX-14R, ABS | 2015 | GYZ16H, YTX14H-BS, YTX14-BS | CT 1214, EPS 1214 |
| Kawasaki | Vulcan 900 Classic, Custom | 2015 | YTX12-BS | CT 1212 |
| Kawasaki | KLE650 Versys | 2015 | YTX12-BS | CT 1212 |
| Kawasaki | KL650-A, E, KLR | 2015 | YTX14AHL-BS, SYB14L-A2 | CT 1214.1 |
| Kawasaki | VN1700 Voyager, Nomad, Vaquero | 2015 | YTX20CH-BS | EPS 1218.1 |
| Kawasaki | Z800, ABS | 2015 | YTX9-BS | CT 1209 |
| Kawasaki | Versys 1000, LT | 2015 | YTX9-BS | CT 1209 |
| Kawasaki | Ninja 400, ABS | 2015 | YTX9-BS | CT 1209 |
| Kawasaki | ZX636-B, C Ninja ZX-6R, ABS | 2015 | YTX9-BS | CT 1209 |
| Kawasaki | ZX600-FA Ninja ZX-6R | 2015 | YTX9-BS | CT 1209 |
| Kawasaki | EX300 Ninja, ABS | 2015 | YTX9-BS | CT 1209 |
| Kawasaki | Ninja H2, H2R | 2015 | YTZ10S | CT 1210.1 |
| Kawasaki | Vulcan S ABS, CAFE, SE | 2015 | YTZ10S | CT 1210.1 |
| Kawasaki | ZX10R, ABS | 2015 | YTZ10S | CT 1210.1 |
| Kawasaki | KLX110, L | 2015 | YTZ5S-BS, YTX4L-BS | CT 1204 |
| Kawasaki | KLX450R | 2015 | YTZ7S, YTX5L-BS | CT 1205, CT 1207.2 |
| Kawasaki | KLX140, G, L | 2015 | YTZ8V, YTX7L-BS | CT 1205, CT 1207.1, CT 1207.2 |
| Kawasaki | KLX250, S, SF, Camo | 2015 | YTZ8V, YTX7L-BS | CT 1205, CT 1207.1, CT 1207.2 |
| Kawasaki | Ninja ZX-14R, ABS | 2014 | GYZ16H, YTX14H-BS, YTX14-BS | CT 1214, EPS 1214 |
| Kawasaki | ZG1400 Concours, ABS | 2014 | GYZ16H, YTX14H-BS, YTX14-BS | CT 1214, EPS 1214 |
| Kawasaki | Vulcan 900 Classic, Custom | 2014 | YTX12-BS | CT 1212 |
| Kawasaki | KLE650 Versys | 2014 | YTX12-BS | CT 1212 |
| Kawasaki | KL650-A, E, KLR | 2014 | YTX14AHL-BS, SYB14L-A2 | CT 1214.1 |
| Kawasaki | VN1700 Voyager, Nomad, Vaquero | 2014 | YTX20CH-BS | EPS 1218.1 |
| Kawasaki | Z800, ABS | 2014 | YTX9-BS | CT 1209 |
| Kawasaki | EX300 Ninja, ABS | 2014 | YTX9-BS | CT 1209 |
| Kawasaki | Ninja 400, ABS | 2014 | YTX9-BS | CT 1209 |
| Kawasaki | ZX636-B, C Ninja ZX-6R, ABS | 2014 | YTX9-BS | CT 1209 |
| Kawasaki | ZX600-FA Ninja ZX-6R | 2014 | YTX9-BS | CT 1209 |
| Kawasaki | ZX10R, ABS | 2014 | YTZ10S | CT 1210.1 |
| Kawasaki | KLX110, L | 2014 | YTZ5S-BS, YTX4L-BS | CT 1204 |
| Kawasaki | KLX450R | 2014 | YTZ7S, YTX5L-BS | CT 1205, CT 1207.2 |
| Kawasaki | KLX140, G, L | 2014 | YTZ8V, YTX7L-BS | CT 1205, CT 1207.1, CT 1207.2 |
| Kawasaki | KLX250S, SF | 2014 | YTZ8V, YTX7L-BS | CT 1205, CT 1207.1, CT 1207.2 |
| Kawasaki | KLX250, S, SF, Camo | 2014 | YTZ8V, YTX7L-BS | CT 1205, CT 1207.1, CT 1207.2 |
| Kawasaki | ZG1400 Concours, ABS | 2013 | GYZ16H, YTX14H-BS, YTX14-BS | CT 1214, EPS 1214 |
| Kawasaki | Ninja ZX-14R, ABS | 2013 | GYZ16H, YTX14H-BS, YTX14-BS | CT 1214, EPS 1214 |
| Kawasaki | Vulcan 900 Classic, Custom | 2013 | YTX12-BS | CT 1212 |
| Kawasaki | ZRX1200 DAEG | 2013 | YTX12-BS | CT 1212 |
| Kawasaki | KLE650 Versys | 2013 | YTX12-BS | CT 1212 |
| Kawasaki | KL650-A, E, KLR | 2013 | YTX14AHL-BS, SYB14L-A2 | CT 1214.1 |
| Kawasaki | VN1700 Voyager, Nomad, Vaquero | 2013 | YTX20CH-BS | EPS 1218.1 |
| Kawasaki | ZX636-B, C Ninja ZX-6R, ABS | 2013 | YTX9-BS | CT 1209 |
| Kawasaki | Ninja 1000, ABS | 2013 | YTX9-BS | CT 1209 |

| МАРКА | МОДЕЛЬ МОТОЦИКЛА ИЛИ СКУТЕРА | ДАТА ВЫПУСКА | СООТВЕТСТВИЕ JIS-КОДУ | МОДЕЛЬ DELTA |
|----------|--------------------------------|--------------|-----------------------------|-------------------------------|
| Kawasaki | Z1000, ABS | 2013 | YTX9-BS | CT 1209 |
| Kawasaki | ZX600-FA Ninja ZX-6R | 2013 | YTX9-BS | CT 1209 |
| Kawasaki | Ninja 400, ABS | 2013 | YTX9-BS | CT 1209 |
| Kawasaki | Z800, ABS | 2013 | YTX9-BS | CT 1209 |
| Kawasaki | EX300 Ninja, ABS | 2013 | YTX9-BS | CT 1209 |
| Kawasaki | ZX10R, ABS | 2013 | YTZ10S | CT 1210.1 |
| Kawasaki | KLX110, L | 2013 | YTZ5S-BS, YTX4L-BS | CT 1204 |
| Kawasaki | KLX450R | 2013 | YTZ7S, YTX5L-BS | CT 1205, CT 1207.2 |
| Kawasaki | KLX250, S, SF, Camo | 2013 | YTZ8V, YTX7L-BS | CT 1205, CT 1207.1, CT 1207.2 |
| Kawasaki | KLX140, G, L | 2013 | YTZ8V, YTX7L-BS | CT 1205, CT 1207.1, CT 1207.2 |
| Kawasaki | KLX250S, SF | 2013 | YTZ8V, YTX7L-BS | CT 1205, CT 1207.1, CT 1207.2 |
| Kawasaki | ZG1400 Concours, ABS | 2012 | GYZ16H, YTX14H-BS, YTX14-BS | CT 1214, EPS 1214 |
| Kawasaki | Ninja ZX-14R, ABS | 2012 | GYZ16H, YTX14H-BS, YTX14-BS | CT 1214, EPS 1214 |
| Kawasaki | ER6n | 2012 | YTX12-BS | CT 1212 |
| Kawasaki | Vulcan 900 Classic, Custom | 2012 | YTX12-BS | CT 1212 |
| Kawasaki | ZRX1200 DAEG | 2012 | YTX12-BS | CT 1212 |
| Kawasaki | KLE650 Versys | 2012 | YTX12-BS | CT 1212 |
| Kawasaki | KL650-A, E, KLR | 2012 | YTX14AHL-BS, SYB14L-A2 | CT 1214.1 |
| Kawasaki | VN1700 Voyager, Nomad, Vaquero | 2012 | YTX20CH-BS | EPS 1218.1 |
| Kawasaki | Ninja 1000, ABS | 2012 | YTX9-BS | CT 1209 |
| Kawasaki | ZX600-FA Ninja ZX-6R | 2012 | YTX9-BS | CT 1209 |
| Kawasaki | Z1000, ABS | 2012 | YTX9-BS | CT 1209 |
| Kawasaki | Ninja 400, ABS | 2012 | YTX9-BS | CT 1209 |
| Kawasaki | ZX636-B, C Ninja ZX-6R, ABS | 2012 | YTX9-BS | CT 1209 |
| Kawasaki | EX250, Ninja 250R | 2012 | YTX9-BS | CT 1209 |
| Kawasaki | ZX10R, ABS | 2012 | YTZ10S | CT 1210.1 |
| Kawasaki | KLX110, L | 2012 | YTZ5S-BS, YTX4L-BS | CT 1204 |
| Kawasaki | KLX450R | 2012 | YTZ7S, YTX5L-BS | CT 1205, CT 1207.2 |
| Kawasaki | KLX140, G, L | 2012 | YTZ8V, YTX7L-BS | CT 1205, CT 1207.1, CT 1207.2 |
| Kawasaki | KLX250, S, SF, Camo | 2012 | YTZ8V, YTX7L-BS | CT 1205, CT 1207.1, CT 1207.2 |
| Kawasaki | KLX250S, SF | 2012 | YTZ8V, YTX7L-BS | CT 1205, CT 1207.1, CT 1207.2 |
| Kawasaki | Ninja ZX-14R, ABS | 2011 | GYZ16H, YTX14H-BS, YTX14-BS | CT 1214, EPS 1214 |
| Kawasaki | ZG1400 Concours, ABS | 2011 | GYZ16H, YTX14H-BS, YTX14-BS | CT 1214, EPS 1214 |
| Kawasaki | KLE650 Versys | 2011 | YTX12-BS | CT 1212 |
| Kawasaki | ZRX1200 DAEG | 2011 | YTX12-BS | CT 1212 |
| Kawasaki | Vulcan 900 Classic, Custom | 2011 | YTX12-BS | CT 1212 |
| Kawasaki | ER6n | 2011 | YTX12-BS | CT 1212 |
| Kawasaki | Ninja 650R | 2011 | YTX12-BS | CT 1212 |
| Kawasaki | KL650-A, E, KLR | 2011 | YTX14AHL-BS, SYB14L-A2 | CT 1214.1 |
| Kawasaki | VN1700 Voyager, Nomad, Vaquero | 2011 | YTX20CH-BS | EPS 1218.1 |
| Kawasaki | Z1000, ABS | 2011 | YTX9-BS | CT 1209 |
| Kawasaki | ZX636-B, C Ninja ZX-6R, ABS | 2011 | YTX9-BS | CT 1209 |
| Kawasaki | EX250, Ninja 250R | 2011 | YTX9-BS | CT 1209 |
| Kawasaki | ZX600-FA Ninja ZX-6R | 2011 | YTX9-BS | CT 1209 |
| Kawasaki | Ninja 1000, ABS | 2011 | YTX9-BS | CT 1209 |
| Kawasaki | Ninja 400, ABS | 2011 | YTX9-BS | CT 1209 |
| Kawasaki | ZX10R, ABS | 2011 | YTZ10S | CT 1210.1 |
| Kawasaki | KLX110, L | 2011 | YTZ5S-BS, YTX4L-BS | CT 1204 |
| Kawasaki | KLX450R | 2011 | YTZ7S, YTX5L-BS | CT 1205, CT 1207.2 |
| Kawasaki | KLX250S, SF | 2011 | YTZ8V, YTX7L-BS | CT 1205, CT 1207.1, CT 1207.2 |
| Kawasaki | KLX250, S, SF, Camo | 2011 | YTZ8V, YTX7L-BS | CT 1205, CT 1207.1, CT 1207.2 |
| Kawasaki | KLX140, G, L | 2011 | YTZ8V, YTX7L-BS | CT 1205, CT 1207.1, CT 1207.2 |
| Kawasaki | Ninja ZX-14R, ABS | 2010 | GYZ16H, YTX14H-BS, YTX14-BS | CT 1214, EPS 1214 |
| Kawasaki | ZG1400 Concours, ABS | 2010 | GYZ16H, YTX14H-BS, YTX14-BS | CT 1214, EPS 1214 |
| Kawasaki | BN125 Eliminator | 2010 | YB9-B | CT 1210 |
| Kawasaki | ZX1000-C Ninja ZX-10R | 2010 | YTI2B-BS | CT 1212.1 |
| Kawasaki | Vulcan 900 Classic, Custom | 2010 | YTX12-BS | CT 1212 |

| МАРКА | МОДЕЛЬ МОТОЦИКЛА ИЛИ СКУТЕРА | ДАТА ВЫПУСКА | СООТВЕТСТВИЕ JIS-КОДУ | МОДЕЛЬ DELTA |
|----------|-----------------------------------|--------------|-----------------------------|-------------------------------|
| Kawasaki | ZRX1200 DAEG | 2010 | YTX12-BS | CT 1212 |
| Kawasaki | ER6n | 2010 | YTX12-BS | CT 1212 |
| Kawasaki | Ninja 650R | 2010 | YTX12-BS | CT 1212 |
| Kawasaki | KLE650 Versys | 2010 | YTX12-BS | CT 1212 |
| Kawasaki | EX500-D Ninja 500 | 2010 | YTX14AHL-BS, SYB14L-A2 | CT 1214.1 |
| Kawasaki | KL650-A, E, KLR | 2010 | YTX14AHL-BS, SYB14L-A2 | CT 1214.1 |
| Kawasaki | VN2000-A Vulcan | 2010 | YTX20CH-BS | EPS 1218.1 |
| Kawasaki | VN1700 Voyager, Nomad, Vaquero | 2010 | YTX20CH-BS | EPS 1218.1 |
| Kawasaki | ZX600-FA Ninja ZX-6R | 2010 | YTX9-BS | CT 1209 |
| Kawasaki | EX250, Ninja 250R | 2010 | YTX9-BS | CT 1209 |
| Kawasaki | ZX636-B, C Ninja ZX-6R, ABS | 2010 | YTX9-BS | CT 1209 |
| Kawasaki | Z1000, ABS | 2010 | YTX9-BS | CT 1209 |
| Kawasaki | Ninja 400, ABS | 2010 | YTX9-BS | CT 1209 |
| Kawasaki | KLX110, L | 2010 | YTZ5S-BS, YTX4L-BS | CT 1204 |
| Kawasaki | KLX450R | 2010 | YTZ7S, YTX5L-BS | CT 1205, CT 1207.2 |
| Kawasaki | KLX250S, SF | 2010 | YTZ8V, YTX7L-BS | CT 1205, CT 1207.1, CT 1207.2 |
| Kawasaki | KLX140, G, L | 2010 | YTZ8V, YTX7L-BS | CT 1205, CT 1207.1, CT 1207.2 |
| Kawasaki | KL250 Super Sherpa | 2010 | YTZ8V, YTX7L-BS | CT 1205, CT 1207.1, CT 1207.2 |
| Kawasaki | KLX250, S, SF, Camo | 2010 | YTZ8V, YTX7L-BS | CT 1205, CT 1207.1, CT 1207.2 |
| Kawasaki | Ninja ZX-14R, ABS | 2009 | GYZ16H, YTX14H-BS, YTX14-BS | CT 1214, EPS 1214 |
| Kawasaki | ZG1400 Concours, ABS | 2009 | GYZ16H, YTX14H-BS, YTX14-BS | CT 1214, EPS 1214 |
| Kawasaki | BN125 Eliminator | 2009 | YB9-B | CT 1210 |
| Kawasaki | ZX1000-C Ninja ZX-10R | 2009 | YT12B-BS | CT 1212.1 |
| Kawasaki | Ninja 650R | 2009 | YTX12-BS | CT 1212 |
| Kawasaki | KLE650 Versys | 2009 | YTX12-BS | CT 1212 |
| Kawasaki | ZRX1200 DAEG | 2009 | YTX12-BS | CT 1212 |
| Kawasaki | ER6n | 2009 | YTX12-BS | CT 1212 |
| Kawasaki | Vulcan 900 Classic, Custom | 2009 | YTX12-BS | CT 1212 |
| Kawasaki | KL650-A, E, KLR | 2009 | YTX14AHL-BS, SYB14L-A2 | CT 1214.1 |
| Kawasaki | EX500-D Ninja 500 | 2009 | YTX14AHL-BS, SYB14L-A2 | CT 1214.1 |
| Kawasaki | VN1600-A Vulcan Classic, D, Nomad | 2009 | YTX20CH-BS | EPS 1218.1 |
| Kawasaki | VN1700 Voyager, Nomad, Vaquero | 2009 | YTX20CH-BS | EPS 1218.1 |
| Kawasaki | VN1600-B Vulcan Mean Streak | 2009 | YTX20CH-BS | EPS 1218.1 |
| Kawasaki | VN2000-A Vulcan | 2009 | YTX20CH-BS | EPS 1218.1 |
| Kawasaki | VN1500-D, E, N Vulcan Classic | 2009 | YTX20CH-BS | EPS 1218.1 |
| Kawasaki | ZX636-B, C Ninja ZX-6R, ABS | 2009 | YTX9-BS | CT 1209 |
| Kawasaki | Ninja 400, ABS | 2009 | YTX9-BS | CT 1209 |
| Kawasaki | ZZR600 | 2009 | YTX9-BS | CT 1209 |
| Kawasaki | EX250, Ninja 250R | 2009 | YTX9-BS | CT 1209 |
| Kawasaki | Z1000, ABS | 2009 | YTX9-BS | CT 1209 |
| Kawasaki | ZX600-FA Ninja ZX-6R | 2009 | YTX9-BS | CT 1209 |
| Kawasaki | KLX110, L | 2009 | YTZ5S-BS, YTX4L-BS | CT 1204 |
| Kawasaki | KLX450R | 2009 | YTZ7S, YTX5L-BS | CT 1205, CT 1207.2 |
| Kawasaki | KLX250, S, SF, Camo | 2009 | YTZ8V, YTX7L-BS | CT 1205, CT 1207.1, CT 1207.2 |
| Kawasaki | KLX250S, SF | 2009 | YTZ8V, YTX7L-BS | CT 1205, CT 1207.1, CT 1207.2 |
| Kawasaki | KLX140, G, L | 2009 | YTZ8V, YTX7L-BS | CT 1205, CT 1207.1, CT 1207.2 |
| Kawasaki | KL250 Super Sherpa | 2009 | YTZ8V, YTX7L-BS | CT 1205, CT 1207.1, CT 1207.2 |
| Kawasaki | Ninja ZX-14R, ABS | 2008 | GYZ16H, YTX14H-BS, YTX14-BS | CT 1214, EPS 1214 |
| Kawasaki | ZG1400 Concours, ABS | 2008 | GYZ16H, YTX14H-BS, YTX14-BS | CT 1214, EPS 1214 |
| Kawasaki | BN125 Eliminator | 2008 | YB9-B | CT 1210 |
| Kawasaki | ZX1000-C Ninja ZX-10R | 2008 | YT12B-BS | CT 1212.1 |
| Kawasaki | KLE650 Versys | 2008 | YTX12-BS | CT 1212 |
| Kawasaki | Vulcan 900 Classic, Custom | 2008 | YTX12-BS | CT 1212 |
| Kawasaki | Ninja 650R | 2008 | YTX12-BS | CT 1212 |
| Kawasaki | KL650-A, E, KLR | 2008 | YTX14AHL-BS, SYB14L-A2 | CT 1214.1 |
| Kawasaki | EX500-D Ninja 500 | 2008 | YTX14AHL-BS, SYB14L-A2 | CT 1214.1 |
| Kawasaki | VN1500-D, E, N Vulcan Classic | 2008 | YTX20CH-BS | EPS 1218.1 |

| МАРКА | МОДЕЛЬ МОТОЦИКЛА ИЛИ СКУТЕРА | ДАТА ВЫПУСКА | СООТВЕТСТВИЕ JIS-КОДУ | МОДЕЛЬ DELTA |
|----------|--|--------------|---|-------------------------------|
| Kawasaki | VN2000-A Vulcan | 2008 | YTX20CH-BS | EPS 1218.1 |
| Kawasaki | VN1600-B Vulcan Mean Streak | 2008 | YTX20CH-BS | EPS 1218.1 |
| Kawasaki | VN1600-A Vulcan Classic, D, Nomad | 2008 | YTX20CH-BS | EPS 1218.1 |
| Kawasaki | EX250, Ninja 250R | 2008 | YTX7A-BS | CT 1207 |
| Kawasaki | Ninja 400, ABS | 2008 | YTX9-BS | CT 1209 |
| Kawasaki | Z1000, ABS | 2008 | YTX9-BS | CT 1209 |
| Kawasaki | ZZR600 | 2008 | YTX9-BS | CT 1209 |
| Kawasaki | ZX600-G, J Ninja ZX-6R | 2008 | YTX9-BS | CT 1209 |
| Kawasaki | ZX636-B, C Ninja ZX-6R, ABS | 2008 | YTX9-BS | CT 1209 |
| Kawasaki | ZX600-FA Ninja ZX-6R | 2008 | YTX9-BS | CT 1209 |
| Kawasaki | KLX110, L | 2008 | YTZ5S-BS, YTX4L-BS | CT 1204 |
| Kawasaki | KLX450R | 2008 | YTZ7S, YTX5L-BS | CT 1205, CT 1207.2 |
| Kawasaki | KL250 Super Sherpa | 2008 | YTZ8V, YTX7L-BS | CT 1205, CT 1207.1, CT 1207.2 |
| Kawasaki | KLX250S, SF | 2008 | YTZ8V, YTX7L-BS | CT 1205, CT 1207.1, CT 1207.2 |
| Kawasaki | KLX250, S, SF, Camo | 2008 | YTZ8V, YTX7L-BS | CT 1205, CT 1207.1, CT 1207.2 |
| Kawasaki | KLX140, G, L | 2008 | YTZ8V, YTX7L-BS | CT 1205, CT 1207.1, CT 1207.2 |
| Kawasaki | Ninja ZX-14R, ABS | 2007 | GYZ16H, YTX14H-BS, YTX14-BS | CT 1214, EPS 1214 |
| Kawasaki | BN125 Eliminator | 2007 | YB9-B | CT 1210 |
| Kawasaki | ZX1000-C Ninja ZX-10R | 2007 | YT12B-BS | CT 1212.1 |
| Kawasaki | Ninja 650R | 2007 | YTX12-BS | CT 1212 |
| Kawasaki | Vulcan 900 Classic, Custom | 2007 | YTX12-BS | CT 1212 |
| Kawasaki | KL650-A, E, KLR | 2007 | YTX14AHL-BS, SYB14L-A2 | CT 1214.1 |
| Kawasaki | EX500-D Ninja 500 | 2007 | YTX14AHL-BS, SYB14L-A2 | CT 1214.1 |
| Kawasaki | VN1500-D, E, N Vulcan Classic | 2007 | YTX20CH-BS | EPS 1218.1 |
| Kawasaki | VN1600-B Vulcan Mean Streak | 2007 | YTX20CH-BS | EPS 1218.1 |
| Kawasaki | VN2000-A Vulcan | 2007 | YTX20CH-BS | EPS 1218.1 |
| Kawasaki | VN1600-A Vulcan Classic, D, Nomad | 2007 | YTX20CH-BS | EPS 1218.1 |
| Kawasaki | ZZR600 | 2007 | YTX9-BS | CT 1209 |
| Kawasaki | ZX600-G, J Ninja ZX-6R | 2007 | YTX9-BS | CT 1209 |
| Kawasaki | ZX636-B, C Ninja ZX-6R, ABS | 2007 | YTX9-BS | CT 1209 |
| Kawasaki | Z1000, ABS | 2007 | YTX9-BS | CT 1209 |
| Kawasaki | KLX110, L | 2007 | YTZ5S-BS, YTX4L-BS | CT 1204 |
| Kawasaki | KLX250, S, SF, Camo | 2007 | YTZ8V, YTX7L-BS | CT 1205, CT 1207.1, CT 1207.2 |
| Kawasaki | KLX250S, SF | 2007 | YTZ8V, YTX7L-BS | CT 1205, CT 1207.1, CT 1207.2 |
| Kawasaki | EX250 Ninja | 2007 | YTZ8V, YTX7L-BS | CT 1205, CT 1207.1, CT 1207.2 |
| Kawasaki | KL250 Super Sherpa | 2007 | YTZ8V, YTX7L-BS | CT 1205, CT 1207.1, CT 1207.2 |
| Kawasaki | Ninja ZX-14R, ABS | 2006 | GYZ16H, YTX14H-BS, YTX14-BS | CT 1214, EPS 1214 |
| Kawasaki | ZG1000-A Concours | 2006 | GYZ20HL, YTX20HL-BS, YTX20L-BS, YB18L-A | CT 12201, EPS 12201 |
| Kawasaki | BN125 Eliminator | 2006 | YB9-B | CT 1210 |
| Kawasaki | ZX1000-C Ninja ZX-10R | 2006 | YT12B-BS | CT 1212.1 |
| Kawasaki | VN800-A, B, E Vulcan, Classic, Drifter | 2006 | YTX12-BS | CT 1212 |
| Kawasaki | Vulcan 900 Classic, Custom | 2006 | YTX12-BS | CT 1212 |
| Kawasaki | Ninja 650R | 2006 | YTX12-BS | CT 1212 |
| Kawasaki | KL650-A, E, KLR | 2006 | YTX14AHL-BS, SYB14L-A2 | CT 1214.1 |
| Kawasaki | VN750-A Vulcan | 2006 | YTX14AHL-BS, SYB14L-A2 | CT 1214.1 |
| Kawasaki | EX500-D Ninja 500 | 2006 | YTX14AHL-BS, SYB14L-A2 | CT 1214.1 |
| Kawasaki | VN1600-A Vulcan Classic, D, Nomad | 2006 | YTX20CH-BS | EPS 1218.1 |
| Kawasaki | VN1500-D, E, N Vulcan Classic | 2006 | YTX20CH-BS | EPS 1218.1 |
| Kawasaki | VN2000-A Vulcan | 2006 | YTX20CH-BS | EPS 1218.1 |
| Kawasaki | VN1600-B Vulcan Mean Streak | 2006 | YTX20CH-BS | EPS 1218.1 |
| Kawasaki | ZX600-G, J Ninja ZX-6R | 2006 | YTX9-BS | CT 1209 |
| Kawasaki | ZX636-B, C Ninja ZX-6R, ABS | 2006 | YTX9-BS | CT 1209 |
| Kawasaki | ZX600-K, M, N Ninja ZX-6RR | 2006 | YTX9-BS | CT 1209 |
| Kawasaki | ZZR600 | 2006 | YTX9-BS | CT 1209 |
| Kawasaki | ZR750 (Z750S) | 2006 | YTX9-BS | CT 1209 |
| Kawasaki | Z1000, ABS | 2006 | YTX9-BS | CT 1209 |

| МАРКА | МОДЕЛЬ МОТОЦИКЛА ИЛИ СКУТЕРА | ДАТА ВЫПУСКА | СООТВЕТСТВИЕ JIS-КОДУ | МОДЕЛЬ DELTA |
|----------|--|--------------|---|-------------------------------|
| Kawasaki | KLX110, L | 2006 | YTZ5S-BS, YTX4L-BS | CT 1204 |
| Kawasaki | EX250 Ninja | 2006 | YTZ8V, YTX7L-BS | CT 1205, CT 1207.1, CT 1207.2 |
| Kawasaki | KLX250S, SF | 2006 | YTZ8V, YTX7L-BS | CT 1205, CT 1207.1, CT 1207.2 |
| Kawasaki | KLX250, S, SF, Camo | 2006 | YTZ8V, YTX7L-BS | CT 1205, CT 1207.1, CT 1207.2 |
| Kawasaki | KL250 Super Sherpa | 2006 | YTZ8V, YTX7L-BS | CT 1205, CT 1207.1, CT 1207.2 |
| Kawasaki | Ninja ZX-12R | 2005 | GYZ16H, YTX14H-BS, YTX14-BS | CT 1214, EPS 1214 |
| Kawasaki | ZRX1200R | 2005 | GYZ16H, YTX14H-BS, YTX14-BS | CT 1214, EPS 1214 |
| Kawasaki | ZZR1200 | 2005 | GYZ16H, YTX14H-BS, YTX14-BS | CT 1214, EPS 1214 |
| Kawasaki | KZ1000-P Police | 2005 | GYZ20HL, YTX20HL-BS, YTX20L-BS | CT 12201, EPS 12201 |
| Kawasaki | ZG1000-A Concours | 2005 | GYZ20HL, YTX20HL-BS, YTX20L-BS, YB18L-A | CT 12201, EPS 12201 |
| Kawasaki | BN125 Eliminator | 2005 | YB9-B | CT 1210 |
| Kawasaki | ZX1000-C Ninja ZX-10R | 2005 | YT12B-BS | CT 1212.1 |
| Kawasaki | VN800-A, B, E Vulcan, Classic, Drifter | 2005 | YTX12-BS | CT 1212 |
| Kawasaki | KL650-A, E, KLR | 2005 | YTX14AHL-BS, SYB14L-A2 | CT 1214.1 |
| Kawasaki | VN750-A Vulcan | 2005 | YTX14AHL-BS, SYB14L-A2 | CT 1214.1 |
| Kawasaki | EX500-D Ninja 500 | 2005 | YTX14AHL-BS, SYB14L-A2 | CT 1214.1 |
| Kawasaki | VN1500-D, E, N Vulcan Classic | 2005 | YTX20CH-BS | EPS 1218.1 |
| Kawasaki | VN1600-B Vulcan Mean Streak | 2005 | YTX20CH-BS | EPS 1218.1 |
| Kawasaki | VN1600-A Vulcan Classic, D, Nomad | 2005 | YTX20CH-BS | EPS 1218.1 |
| Kawasaki | VN2000-A Vulcan | 2005 | YTX20CH-BS | EPS 1218.1 |
| Kawasaki | VN1500-G, J, L, R, Vulcan Nomad, Drifter | 2005 | YTX20CH-BS | EPS 1218.1 |
| Kawasaki | ZX600-K, M, N Ninja ZX-6RR | 2005 | YTX9-BS | CT 1209 |
| Kawasaki | ZX600-G, J Ninja ZX-6R | 2005 | YTX9-BS | CT 1209 |
| Kawasaki | Z1000, ABS | 2005 | YTX9-BS | CT 1209 |
| Kawasaki | ZZR600 | 2005 | YTX9-BS | CT 1209 |
| Kawasaki | ZX636-B, C Ninja ZX-6R, ABS | 2005 | YTX9-BS | CT 1209 |
| Kawasaki | ZR750 (Z750S) | 2005 | YTX9-BS | CT 1209 |
| Kawasaki | KLX110, L | 2005 | YTZ5S-BS, YTX4L-BS | CT 1204 |
| Kawasaki | EX250 Ninja | 2005 | YTZ8V, YTX7L-BS | CT 1205, CT 1207.1, CT 1207.2 |
| Kawasaki | KL250 Super Sherpa | 2005 | YTZ8V, YTX7L-BS | CT 1205, CT 1207.1, CT 1207.2 |
| Kawasaki | ZZR1200 | 2004 | GYZ16H, YTX14H-BS, YTX14-BS | CT 1214, EPS 1214 |
| Kawasaki | Ninja ZX-12R | 2004 | GYZ16H, YTX14H-BS, YTX14-BS | CT 1214, EPS 1214 |
| Kawasaki | ZRX1200R | 2004 | GYZ16H, YTX14H-BS, YTX14-BS | CT 1214, EPS 1214 |
| Kawasaki | KZ1000-P Police | 2004 | GYZ20HL, YTX20HL-BS, YTX20L-BS | CT 12201, EPS 12201 |
| Kawasaki | ZG1000-A Concours | 2004 | GYZ20HL, YTX20HL-BS, YTX20L-BS, YB18L-A | CT 12201, EPS 12201 |
| Kawasaki | BN125 Eliminator | 2004 | YB9-B | CT 1210 |
| Kawasaki | ZX1000-C Ninja ZX-10R | 2004 | YT12B-BS | CT 1212.1 |
| Kawasaki | VN800-A, B, E Vulcan, Classic, Drifter | 2004 | YTX12-BS | CT 1212 |
| Kawasaki | ZZR600 | 2004 | YTX12-BS | CT 1212 |
| Kawasaki | EX500-D Ninja 500 | 2004 | YTX14AHL-BS, SYB14L-A2 | CT 1214.1 |
| Kawasaki | VN750-A Vulcan | 2004 | YTX14AHL-BS, SYB14L-A2 | CT 1214.1 |
| Kawasaki | KL650-A, E, KLR | 2004 | YTX14AHL-BS, SYB14L-A2 | CT 1214.1 |
| Kawasaki | VN1500-D, E, N Vulcan Classic | 2004 | YTX20CH-BS | EPS 1218.1 |
| Kawasaki | VN1600-A Vulcan Classic, D, Nomad | 2004 | YTX20CH-BS | EPS 1218.1 |
| Kawasaki | VN2000-A Vulcan | 2004 | YTX20CH-BS | EPS 1218.1 |
| Kawasaki | VN1600-B Vulcan Mean Streak | 2004 | YTX20CH-BS | EPS 1218.1 |
| Kawasaki | VN1500-G, J, L, R, Vulcan Nomad, Drifter | 2004 | YTX20CH-BS | EPS 1218.1 |
| Kawasaki | ZX600-K, M, N Ninja ZX-6RR | 2004 | YTX9-BS | CT 1209 |
| Kawasaki | Z1000, ABS | 2004 | YTX9-BS | CT 1209 |
| Kawasaki | ZX636-B, C Ninja ZX-6R, ABS | 2004 | YTX9-BS | CT 1209 |
| Kawasaki | ZX600-G, J Ninja ZX-6R | 2004 | YTX9-BS | CT 1209 |
| Kawasaki | KLX110, L | 2004 | YTZ5S-BS, YTX4L-BS | CT 1204 |
| Kawasaki | EX250 Ninja | 2004 | YTZ8V, YTX7L-BS | CT 1205, CT 1207.1, CT 1207.2 |
| Kawasaki | KL250 Super Sherpa | 2004 | YTZ8V, YTX7L-BS | CT 1205, CT 1207.1, CT 1207.2 |

| МАРКА | МОДЕЛЬ МОТОЦИКЛА ИЛИ СКУТЕРА | ДАТА ВЫПУСКА | СООТВЕТСТВИЕ JIS-КОДУ | МОДЕЛЬ DELTA |
|----------|---|--------------|---|-------------------------------|
| Kawasaki | VN800-A, B, C, E Vulcan, Classic, Drifter | 2003 | GYZ16H, YTX14AH-BS, YTX14-BS | CT 1214, EPS 1214 |
| Kawasaki | ZRX1200R | 2003 | GYZ16H, YTX14H-BS, YTX14-BS | CT 1214, EPS 1214 |
| Kawasaki | Ninja ZX-12R | 2003 | GYZ16H, YTX14H-BS, YTX14-BS | CT 1214, EPS 1214 |
| Kawasaki | ZZR1200 | 2003 | GYZ16H, YTX14H-BS, YTX14-BS | CT 1214, EPS 1214 |
| Kawasaki | KZ1000-P Police | 2003 | GYZ20HL, YTX20HL-BS, YTX20L-BS | CT 12201, EPS 12201 |
| Kawasaki | ZG1000-A Concours | 2003 | GYZ20HL, YTX20HL-BS, YTX20L-BS, YB18L-A | CT 12201, EPS 12201 |
| Kawasaki | BN125 Eliminator | 2003 | YB9-B | CT 1210 |
| Kawasaki | KLX400R, KLX400SR | 2003 | YT7B-BS | CT 1208 |
| Kawasaki | ZR-7, S | 2003 | YTX12-BS | CT 1212 |
| Kawasaki | ZZR600 | 2003 | YTX12-BS | CT 1212 |
| Kawasaki | ZX750-P Ninja ZX-7R | 2003 | YTX12-BS | CT 1212 |
| Kawasaki | KL650-A, E, KLR | 2003 | YTX14AHL-BS, SYB14L-A2 | CT 1214.1 |
| Kawasaki | EX500-D Ninja 500 | 2003 | YTX14AHL-BS, SYB14L-A2 | CT 1214.1 |
| Kawasaki | VN750-A Vulcan | 2003 | YTX14AHL-BS, SYB14L-A2 | CT 1214.1 |
| Kawasaki | Ninja GPZ900R ZX900A1-A16 | 2003 | YTX14AHL-BS, SYB14L-A2 | CT 1214.1 |
| Kawasaki | VN1500-G, J, L, R, Vulcan Nomad, Drifter | 2003 | YTX20CH-BS | EPS 1218.1 |
| Kawasaki | VN1500-P Vulcan Mean Streak | 2003 | YTX20CH-BS | EPS 1218.1 |
| Kawasaki | VN1600-A Vulcan Classic, D, Nomad | 2003 | YTX20CH-BS | EPS 1218.1 |
| Kawasaki | VN1500-D, E, N Vulcan Classic | 2003 | YTX20CH-BS | EPS 1218.1 |
| Kawasaki | 1200 ZG1200 Voyager XII | 2003 | YTX24HL-BS, SY50-N18L-AT | CT 1220, EPS 1220 |
| Kawasaki | Z1000, ABS | 2003 | YTX9-BS | CT 1209 |
| Kawasaki | ZX600-K, M, N Ninja ZX-6RR | 2003 | YTX9-BS | CT 1209 |
| Kawasaki | ZX600-G, J Ninja ZX-6R | 2003 | YTX9-BS | CT 1209 |
| Kawasaki | ZX900- E, F Ninja [ZX-9R] | 2003 | YTX9-BS | CT 1209 |
| Kawasaki | ZX636-B, C Ninja ZX-6R, ABS | 2003 | YTX9-BS | CT 1209 |
| Kawasaki | KLX110, L | 2003 | YTZ5S-BS, YTX4L-BS | CT 1204 |
| Kawasaki | EX250 Ninja | 2003 | YTZ8V, YTX7L-BS | CT 1205, CT 1207.1, CT 1207.2 |
| Kawasaki | KL250 Super Sherpa | 2003 | YTZ8V, YTX7L-BS | CT 1205, CT 1207.1, CT 1207.2 |
| Kawasaki | VN800-A, B, C, E Vulcan, Classic, Drifter | 2002 | GYZ16H, YTX14AH-BS, YTX14-BS | CT 1214, EPS 1214 |
| Kawasaki | ZRX1200R | 2002 | GYZ16H, YTX14H-BS, YTX14-BS | CT 1214, EPS 1214 |
| Kawasaki | Ninja ZX-12R | 2002 | GYZ16H, YTX14H-BS, YTX14-BS | CT 1214, EPS 1214 |
| Kawasaki | W650 | 2002 | GYZ16H, YTX14H-BS, YTX14-BS | CT 1214, EPS 1214 |
| Kawasaki | ZZR1200 | 2002 | GYZ16H, YTX14H-BS, YTX14-BS | CT 1214, EPS 1214 |
| Kawasaki | KZ1000-P Police | 2002 | GYZ20HL, YTX20HL-BS, YTX20L-BS | CT 12201, EPS 12201 |
| Kawasaki | ZG1000-A Concours | 2002 | GYZ20HL, YTX20HL-BS, YTX20L-BS, YB18L-A | CT 12201, EPS 12201 |
| Kawasaki | BN125 Eliminator | 2002 | YB9-B | CT 1210 |
| Kawasaki | ZZR600 | 2002 | YTX12-BS | CT 1212 |
| Kawasaki | ZX750-P Ninja ZX-7R | 2002 | YTX12-BS | CT 1212 |
| Kawasaki | ZR-7, S | 2002 | YTX12-BS | CT 1212 |
| Kawasaki | ZX600-E, F Ninja ZX-6, 6R | 2002 | YTX12-BS | CT 1212 |
| Kawasaki | VN750-A Vulcan | 2002 | YTX14AHL-BS, SYB14L-A2 | CT 1214.1 |
| Kawasaki | Ninja GPZ900R ZX900A1-A16 | 2002 | YTX14AHL-BS, SYB14L-A2 | CT 1214.1 |
| Kawasaki | EX500-D Ninja 500 | 2002 | YTX14AHL-BS, SYB14L-A2 | CT 1214.1 |
| Kawasaki | KL650-A, E, KLR | 2002 | YTX14AHL-BS, SYB14L-A2 | CT 1214.1 |
| Kawasaki | VN1500-D, E, N Vulcan Classic | 2002 | YTX20CH-BS | EPS 1218.1 |
| Kawasaki | VN1500-G, J, L, R, Vulcan Nomad, Drifter | 2002 | YTX20CH-BS | EPS 1218.1 |
| Kawasaki | VN1500-P Vulcan Mean Streak | 2002 | YTX20CH-BS | EPS 1218.1 |
| Kawasaki | 1200 ZG1200 Voyager XII | 2002 | YTX24HL-BS, SY50-N18L-AT | CT 1220, EPS 1220 |
| Kawasaki | ZX600-G, J Ninja ZX-6R | 2002 | YTX9-BS | CT 1209 |
| Kawasaki | ZX900- E, F Ninja [ZX-9R] | 2002 | YTX9-BS | CT 1209 |
| Kawasaki | KL250 Super Sherpa | 2002 | YTZ8V, YTX7L-BS | CT 1205, CT 1207.1, CT 1207.2 |
| Kawasaki | EX250 Ninja | 2002 | YTZ8V, YTX7L-BS | CT 1205, CT 1207.1, CT 1207.2 |

| МАРКА | МОДЕЛЬ МОТОЦИКЛА ИЛИ СКУТЕРА | ДАТА ВЫПУСКА | СООТВЕТСТВИЕ JIS-КОДУ | МОДЕЛЬ DELTA |
|----------|---|--------------|---|-------------------------------|
| Kawasaki | VN800-A, B, C, E Vulcan, Classic, Drifter | 2001 | GYZ16H, YTX14AH-BS, YTX14-BS | CT 1214, EPS 1214 |
| Kawasaki | Ninja ZX-12R | 2001 | GYZ16H, YTX14H-BS, YTX14-BS | CT 1214, EPS 1214 |
| Kawasaki | W650 | 2001 | GYZ16H, YTX14H-BS, YTX14-BS | CT 1214, EPS 1214 |
| Kawasaki | ZRX1200R | 2001 | GYZ16H, YTX14H-BS, YTX14-BS | CT 1214, EPS 1214 |
| Kawasaki | ZX1100-D Ninja ZX-11 | 2001 | GYZ16H, YTX14H-BS, YTX14-BS | CT 1214, EPS 1214 |
| Kawasaki | ZG1000-A Concours | 2001 | GYZ20HL, YTX20HL-BS, YTX20L-BS, YB18L-A | CT 12201, EPS 12201 |
| Kawasaki | KZ1000-P Police | 2001 | GYZ20HL, YTX20HL-BS, YTX20L-BS, YB18L-A | CT 12201, EPS 12201 |
| Kawasaki | BN125 Eliminator | 2001 | YB9-B | CT 1210 |
| Kawasaki | ZR-7, S | 2001 | YTX12-BS | CT 1212 |
| Kawasaki | ZX600-E, F Ninja ZX-6, 6R | 2001 | YTX12-BS | CT 1212 |
| Kawasaki | ZX750-P Ninja ZX-7R | 2001 | YTX12-BS | CT 1212 |
| Kawasaki | EX500-D Ninja 500 | 2001 | YTX14AHL-BS, SYB14L-A2 | CT 1214.1 |
| Kawasaki | VN750-A Vulcan | 2001 | YTX14AHL-BS, SYB14L-A2 | CT 1214.1 |
| Kawasaki | Ninja GPZ900R ZX900A1-A16 | 2001 | YTX14AHL-BS, SYB14L-A2 | CT 1214.1 |
| Kawasaki | KL650-A, E, KLR | 2001 | YTX14AHL-BS, SYB14L-A2 | CT 1214.1 |
| Kawasaki | VN1500-G, J, L, R, Vulcan Nomad, Drifter | 2001 | YTX20CH-BS | EPS 1218.1 |
| Kawasaki | VN1500-D, E, N Vulcan Classic | 2001 | YTX20CH-BS | EPS 1218.1 |
| Kawasaki | 1200 ZG1200 Voyager XII | 2001 | YTX24HL-BS, SY50-N18L-AT | CT 1220, EPS 1220 |
| Kawasaki | ZX900- E, F Ninja [ZX-9R] | 2001 | YTX9-BS | CT 1209 |
| Kawasaki | ZX600-G, J Ninja ZX-6R | 2001 | YTX9-BS | CT 1209 |
| Kawasaki | EX250 Ninja | 2001 | YT28V, YTX7L-BS | CT 1205, CT 1207.1, CT 1207.2 |
| Kawasaki | KL250 Super Sherpa | 2001 | YT28V, YTX7L-BS | CT 1205, CT 1207.1, CT 1207.2 |
| Kawasaki | VN800-A, B, C, E Vulcan, Classic, Drifter | 2000 | GYZ16H, YTX14AH-BS, YTX14-BS | CT 1214, EPS 1214 |
| Kawasaki | ZX1100-D Ninja ZX-11 | 2000 | GYZ16H, YTX14H-BS, YTX14-BS | CT 1214, EPS 1214 |
| Kawasaki | ZRX1100 | 2000 | GYZ16H, YTX14H-BS, YTX14-BS | CT 1214, EPS 1214 |
| Kawasaki | Ninja ZX-12R | 2000 | GYZ16H, YTX14H-BS, YTX14-BS | CT 1214, EPS 1214 |
| Kawasaki | W650 | 2000 | GYZ16H, YTX14H-BS, YTX14-BS | CT 1214, EPS 1214 |
| Kawasaki | ZG1000-A Concours | 2000 | GYZ20HL, YTX20HL-BS, YTX20L-BS, YB18L-A | CT 12201, EPS 12201 |
| Kawasaki | KZ1000-P Police | 2000 | GYZ20HL, YTX20HL-BS, YTX20L-BS, YB18L-A | CT 12201, EPS 12201 |
| Kawasaki | ZR-7, S | 2000 | YTX12-BS | CT 1212 |
| Kawasaki | ZX750-P Ninja ZX-7R | 2000 | YTX12-BS | CT 1212 |
| Kawasaki | ZX600-E, F Ninja ZX-6, 6R | 2000 | YTX12-BS | CT 1212 |
| Kawasaki | KL650-A, E, KLR | 2000 | YTX14AHL-BS, SYB14L-A2 | CT 1214.1 |
| Kawasaki | VN750-A Vulcan | 2000 | YTX14AHL-BS, SYB14L-A2 | CT 1214.1 |
| Kawasaki | EX500-D Ninja 500 | 2000 | YTX14AHL-BS, SYB14L-A2 | CT 1214.1 |
| Kawasaki | Ninja GPZ900R ZX900A1-A16 | 2000 | YTX14AHL-BS, SYB14L-A2 | CT 1214.1 |
| Kawasaki | VN1500-G, J, L, R, Vulcan Nomad, Drifter | 2000 | YTX20CH-BS | EPS 1218.1 |
| Kawasaki | VN1500-D, E, N Vulcan Classic | 2000 | YTX20CH-BS | EPS 1218.1 |
| Kawasaki | 1200 ZG1200 Voyager XII | 2000 | YTX24HL-BS, SY50-N18L-AT | CT 1220, EPS 1220 |
| Kawasaki | ZX600-G, J Ninja ZX-6R | 2000 | YTX9-BS | CT 1209 |
| Kawasaki | ZX900- E, F Ninja [ZX-9R] | 2000 | YTX9-BS | CT 1209 |
| Kawasaki | EX250 Ninja | 2000 | YT28V, YTX7L-BS | CT 1205, CT 1207.1, CT 1207.2 |
| Kawasaki | KL250 Super Sherpa | 2000 | YT28V, YTX7L-BS | CT 1205, CT 1207.1, CT 1207.2 |
| Kawasaki | VN800-A, B, C, E Vulcan, Classic, Drifter | 1999 | GYZ16H, YTX14AH-BS, YTX14-BS | CT 1214, EPS 1214 |
| Kawasaki | ZRX1100 | 1999 | GYZ16H, YTX14H-BS, YTX14-BS | CT 1214, EPS 1214 |
| Kawasaki | ZX1100-D Ninja ZX-11 | 1999 | GYZ16H, YTX14H-BS, YTX14-BS | CT 1214, EPS 1214 |
| Kawasaki | KZ1000-P Police | 1999 | GYZ20HL, YTX20HL-BS, YTX20L-BS, YB18L-A | CT 12201, EPS 12201 |
| Kawasaki | ZG1000-A Concours | 1999 | GYZ20HL, YTX20HL-BS, YTX20L-BS, YB18L-A | CT 12201, EPS 12201 |

| МАРКА | МОДЕЛЬ МОТОЦИКЛА ИЛИ СКУТЕРА | ДАТА ВЫПУСКА | СООТВЕТСТВИЕ JIS-КОДУ | МОДЕЛЬ DELTA |
|----------|---|--------------|---|-------------------------------|
| Kawasaki | ZX750-P Ninja ZX-7R | 1999 | YTX12-BS | CT 1212 |
| Kawasaki | ZX600-E, F Ninja ZX-6, 6R | 1999 | YTX12-BS | CT 1212 |
| Kawasaki | KL650-A, E, KLR | 1999 | YTX14AHL-BS, SYB14L-A2 | CT 1214.1 |
| Kawasaki | Ninja GPZ900R ZX900A1-A16 | 1999 | YTX14AHL-BS, SYB14L-A2 | CT 1214.1 |
| Kawasaki | VN750-A Vulcan | 1999 | YTX14AHL-BS, SYB14L-A2 | CT 1214.1 |
| Kawasaki | EX500-D Ninja 500 | 1999 | YTX14AHL-BS, SYB14L-A2 | CT 1214.1 |
| Kawasaki | VN1500-G, J, L, R, Vulcan Nomad, Drifter | 1999 | YTX20CH-BS | EPS 1218.1 |
| Kawasaki | VN1500-D, E, N Vulcan Classic | 1999 | YTX20CH-BS | EPS 1218.1 |
| Kawasaki | 1200 ZG1200 Voyager XII | 1999 | YTX24HL-BS, SY50-N18L-AT | CT 1220, EPS 1220 |
| Kawasaki | ZX600-G, J Ninja ZX-6R | 1999 | YTX9-BS | CT 1209 |
| Kawasaki | ZX900-C Ninja [ZX-9R] | 1999 | YTX9-BS | CT 1209 |
| Kawasaki | EX250 Ninja | 1999 | YTZ8V, YTX7L-BS | CT 1205, CT 1207.1, CT 1207.2 |
| Kawasaki | VN800-A, B, C, E Vulcan, Classic, Drifter | 1998 | GYZ16H, YTX14AH-BS, YTX14-BS | CT 1214, EPS 1214 |
| Kawasaki | ZX1100-D Ninja ZX-11 | 1998 | GYZ16H, YTX14H-BS, YTX14-BS | CT 1214, EPS 1214 |
| Kawasaki | KZ1000-P Police | 1998 | GYZ20HL, YTX20HL-BS, YTX20L-BS, YB18L-A | CT 12201, EPS 12201 |
| Kawasaki | ZG1000-A Concours | 1998 | GYZ20HL, YTX20HL-BS, YTX20L-BS, YB18L-A | CT 12201, EPS 12201 |
| Kawasaki | ZX750-P Ninja ZX-7R | 1998 | YTX12-BS | CT 1212 |
| Kawasaki | ZX600-E, F Ninja ZX-6, 6R | 1998 | YTX12-BS | CT 1212 |
| Kawasaki | EX500-D Ninja 500 | 1998 | YTX14AHL-BS, SYB14L-A2 | CT 1214.1 |
| Kawasaki | KL650-A, E, KLR | 1998 | YTX14AHL-BS, SYB14L-A2 | CT 1214.1 |
| Kawasaki | VN750-A Vulcan | 1998 | YTX14AHL-BS, SYB14L-A2 | CT 1214.1 |
| Kawasaki | Ninja GPZ900R ZX900A1-A16 | 1998 | YTX14AHL-BS, SYB14L-A2 | CT 1214.1 |
| Kawasaki | VN1500-D, E, N Vulcan Classic | 1998 | YTX20CH-BS | EPS 1218.1 |
| Kawasaki | 1200 ZG1200 Voyager XII | 1998 | YTX24HL-BS, SY50-N18L-AT | CT 1220, EPS 1220 |
| Kawasaki | VN1500 Vulcan 88, SE | 1998 | YTX24HL-BS, Y50-N18L-A-CX | CT 1220, EPS 1220 |
| Kawasaki | ZX900-C Ninja [ZX-9R] | 1998 | YTX9-BS | CT 1209 |
| Kawasaki | ZX600-G, J Ninja ZX-6R | 1998 | YTX9-BS | CT 1209 |
| Kawasaki | EX250 Ninja | 1998 | YTZ8V, YTX7L-BS | CT 1205, CT 1207.1, CT 1207.2 |
| Kawasaki | VN800-A, B, C, E Vulcan, Classic, Drifter | 1997 | GYZ16H, YTX14AH-BS, YTX14-BS | CT 1214, EPS 1214 |
| Kawasaki | ZX1100-D Ninja ZX-11 | 1997 | GYZ16H, YTX14H-BS, YTX14-BS | CT 1214, EPS 1214 |
| Kawasaki | ZX1100-E [GPz1100] | 1997 | GYZ16H, YTX14H-BS, YTX14-BS | CT 1214, EPS 1214 |
| Kawasaki | ZG1000-A Concours | 1997 | GYZ20HL, YTX20HL-BS, YTX20L-BS, YB18L-A | CT 12201, EPS 12201 |
| Kawasaki | KZ1000-P Police | 1997 | GYZ20HL, YTX20HL-BS, YTX20L-BS, YB18L-A | CT 12201, EPS 12201 |
| Kawasaki | ZX600-E, F Ninja ZX-6, 6R | 1997 | YTX12-BS | CT 1212 |
| Kawasaki | ZX900-B Ninja [ZX-9R] | 1997 | YTX12-BS | CT 1212 |
| Kawasaki | ZX750-P Ninja ZX-7R | 1997 | YTX12-BS | CT 1212 |
| Kawasaki | KL650-A, E, KLR | 1997 | YTX14AHL-BS, SYB14L-A2 | CT 1214.1 |
| Kawasaki | VN750-A Vulcan | 1997 | YTX14AHL-BS, SYB14L-A2 | CT 1214.1 |
| Kawasaki | EX500-D Ninja 500 | 1997 | YTX14AHL-BS, SYB14L-A2 | CT 1214.1 |
| Kawasaki | Ninja GPZ900R ZX900A1-A16 | 1997 | YTX14AHL-BS, SYB14L-A2 | CT 1214.1 |
| Kawasaki | VN1500-D, E, N Vulcan Classic | 1997 | YTX20CH-BS | EPS 1218.1 |
| Kawasaki | 1200 ZG1200 Voyager XII | 1997 | YTX24HL-BS, SY50-N18L-AT | CT 1220, EPS 1220 |
| Kawasaki | VN1500 Vulcan 88, SE | 1997 | YTX24HL-BS, Y50-N18L-A-CX | CT 1220, EPS 1220 |
| Kawasaki | VN1500-C Vulcan L | 1997 | YTX24HL-BS, Y50-N18L-A-CX | CT 1220, EPS 1220 |
| Kawasaki | ZX750 Ninja ZX-7RR | 1997 | YTX9-BS | CT 1209 |
| Kawasaki | EX250 Ninja | 1997 | YTZ8V, YTX7L-BS | CT 1205, CT 1207.1, CT 1207.2 |
| Kawasaki | VN800-A, B, C, E Vulcan, Classic, Drifter | 1996 | GYZ16H, YTX14AH-BS, YTX14-BS | CT 1214, EPS 1214 |
| Kawasaki | ZX1100-E [GPz1100] | 1996 | GYZ16H, YTX14H-BS, YTX14-BS | CT 1214, EPS 1214 |
| Kawasaki | ZX1100-D Ninja ZX-11 | 1996 | GYZ16H, YTX14H-BS, YTX14-BS | CT 1214, EPS 1214 |
| Kawasaki | ZG1000-A Concours | 1996 | GYZ20HL, YTX20HL-BS, YTX20L-BS, YB18L-A | CT 12201, EPS 12201 |

| МАРКА | МОДЕЛЬ МОТОЦИКЛА ИЛИ СКУТЕРА | ДАТА ВЫПУСКА | СООТВЕТСТВИЕ JIS-КОДУ | МОДЕЛЬ DELTA |
|----------|---|--------------|---|-------------------------------|
| Kawasaki | KZ1000-P Police | 1996 | GYZ20HL, YTX20HL-BS, YTX20L-BS, YB18L-A | CT 12201, EPS 12201 |
| Kawasaki | ZX750-P Ninja ZX-7R | 1996 | YTX12-BS | CT 1212 |
| Kawasaki | ZX900-B Ninja [ZX-9R] | 1996 | YTX12-BS | CT 1212 |
| Kawasaki | ZX600-E, F Ninja ZX-6, 6R | 1996 | YTX12-BS | CT 1212 |
| Kawasaki | KL650-A, E, KLR | 1996 | YTX14AHL-BS, SYB14L-A2 | CT 1214.1 |
| Kawasaki | EX500-D Ninja 500 | 1996 | YTX14AHL-BS, SYB14L-A2 | CT 1214.1 |
| Kawasaki | VN750-A Vulcan | 1996 | YTX14AHL-BS, SYB14L-A2 | CT 1214.1 |
| Kawasaki | Ninja GPZ900R ZX900A1-A16 | 1996 | YTX14AHL-BS, SYB14L-A2 | CT 1214.1 |
| Kawasaki | VN1500-D, E, N Vulcan Classic | 1996 | YTX20CH-BS | EPS 1218.1 |
| Kawasaki | 1200 ZG1200 Voyager XII | 1996 | YTX24HL-BS, SY50-N18L-AT | CT 1220, EPS 1220 |
| Kawasaki | VN1500 Vulcan 88, SE | 1996 | YTX24HL-BS, Y50-N18L-A-CX | CT 1220, EPS 1220 |
| Kawasaki | VN1500-C Vulcan L | 1996 | YTX24HL-BS, Y50-N18L-A-CX | CT 1220, EPS 1220 |
| Kawasaki | ZX750 Ninja ZX-7RR | 1996 | YTX9-BS | CT 1209 |
| Kawasaki | KLX650C, R | 1996 | YTX9-BS | CT 1209 |
| Kawasaki | EX250 Ninja | 1996 | YTZ8V, YTX7L-BS | CT 1205, CT 1207.1, CT 1207.2 |
| Kawasaki | VN800-A, B, C, E Vulcan, Classic, Drifter | 1995 | GYZ16H, YTX14AH-BS, YTX14-BS | CT 1214, EPS 1214 |
| Kawasaki | ZX1100-D Ninja ZX-11 | 1995 | GYZ16H, YTX14H-BS, YTX14-BS | CT 1214, EPS 1214 |
| Kawasaki | ZX1100-E [GPz1100] | 1995 | GYZ16H, YTX14H-BS, YTX14-BS | CT 1214, EPS 1214 |
| Kawasaki | KZ1000-P Police | 1995 | GYZ20HL, YTX20HL-BS, YTX20L-BS, YB18L-A | CT 12201, EPS 12201 |
| Kawasaki | ZG1000-A Concours | 1995 | GYZ20HL, YTX20HL-BS, YTX20L-BS, YB18L-A | CT 12201, EPS 12201 |
| Kawasaki | ZX750-J Ninja ZX-7 | 1995 | YTX12-BS | CT 1212 |
| Kawasaki | ZX900-B Ninja [ZX-9R] | 1995 | YTX12-BS | CT 1212 |
| Kawasaki | ZX600-E, F Ninja ZX-6, 6R | 1995 | YTX12-BS | CT 1212 |
| Kawasaki | Ninja GPZ900R ZX900A1-A16 | 1995 | YTX14AHL-BS, SYB14L-A2 | CT 1214.1 |
| Kawasaki | KL650-A, E, KLR | 1995 | YTX14AHL-BS, SYB14L-A2 | CT 1214.1 |
| Kawasaki | VN750-A Vulcan | 1995 | YTX14AHL-BS, SYB14L-A2 | CT 1214.1 |
| Kawasaki | EX500-D Ninja 500 | 1995 | YTX14AHL-BS, SYB14L-A2 | CT 1214.1 |
| Kawasaki | ZR1100 | 1995 | YTX20CH-BS, YTX16-BS | EPS 1218.1 |
| Kawasaki | 1200 ZG1200 Voyager XII | 1995 | YTX24HL-BS, SY50-N18L-AT | CT 1220, EPS 1220 |
| Kawasaki | VN1500 Vulcan 88, SE | 1995 | YTX24HL-BS, Y50-N18L-A-CX | CT 1220, EPS 1220 |
| Kawasaki | KLX650C, R | 1995 | YTX9-BS | CT 1209 |
| Kawasaki | ZX750 Ninja ZX-7RR | 1995 | YTX9-BS | CT 1209 |
| Kawasaki | EX250 Ninja | 1995 | YTZ8V, YTX7L-BS | CT 1205, CT 1207.1, CT 1207.2 |
| Kawasaki | ZX1100-D Ninja ZX-11 [CN] | 1994 | GYZ16H, YTX14H-BS, YTX14-BS | CT 1214, EPS 1214 |
| Kawasaki | ZG1000-A Concours | 1994 | GYZ20HL, YTX20HL-BS, YTX20L-BS, YB18L-A | CT 12201, EPS 12201 |
| Kawasaki | KZ1000-P Police | 1994 | GYZ20HL, YTX20HL-BS, YTX20L-BS, YB18L-A | CT 12201, EPS 12201 |
| Kawasaki | ZX750-J Ninja ZX-7 | 1994 | YTX12-BS | CT 1212 |
| Kawasaki | ZR750-C Zephyr | 1994 | YTX12-BS | CT 1212 |
| Kawasaki | ZX900-B Ninja [ZX-9R] | 1994 | YTX12-BS | CT 1212 |
| Kawasaki | ZX600-E, F Ninja ZX-6, 6R | 1994 | YTX12-BS | CT 1212 |
| Kawasaki | EX500-D Ninja 500 | 1994 | YTX14AHL-BS, SYB14L-A2 | CT 1214.1 |
| Kawasaki | VN750-A Vulcan | 1994 | YTX14AHL-BS, SYB14L-A2 | CT 1214.1 |
| Kawasaki | KL650-A, E, KLR | 1994 | YTX14AHL-BS, SYB14L-A2 | CT 1214.1 |
| Kawasaki | Ninja GPZ900R ZX900A1-A16 | 1994 | YTX14AHL-BS, SYB14L-A2 | CT 1214.1 |
| Kawasaki | ZR1100 | 1994 | YTX20CH-BS, YTX16-BS | EPS 1218.1 |
| Kawasaki | 1200 ZG1200 Voyager XII | 1994 | YTX24HL-BS, SY50-N18L-AT | CT 1220, EPS 1220 |
| Kawasaki | VN1500 Vulcan 88, SE | 1994 | YTX24HL-BS, Y50-N18L-A-CX | CT 1220, EPS 1220 |
| Kawasaki | ZX750 Ninja ZX-7RR | 1994 | YTX9-BS | CT 1209 |
| Kawasaki | KLX650C, R | 1994 | YTX9-BS | CT 1209 |
| Kawasaki | ZX1100-D Ninja ZX-11 [CN] | 1993 | GYZ16H, YTX14H-BS, YTX14-BS | CT 1214, EPS 1214 |
| Kawasaki | KZ1000-P Police | 1993 | GYZ20HL, YTX20HL-BS, YTX20L-BS, YB18L-A | CT 12201, EPS 12201 |

| МАРКА | МОДЕЛЬ МОТОЦИКЛА ИЛИ СКУТЕРА | ДАТА ВЫПУСКА | СООТВЕТСТВИЕ JIS-КОДУ | МОДЕЛЬ DELTA |
|----------|------------------------------|--------------|---|---------------------|
| Kawasaki | ZG1000-A Concours | 1993 | GYZ20HL, YTX20HL-BS, YTX20L-BS, YB18L-A | CT 12201, EPS 12201 |
| Kawasaki | ZX600-E, F Ninja ZX-6, 6R | 1993 | YTX12-BS | CT 1212 |
| Kawasaki | ZR750-C Zephyr | 1993 | YTX12-BS | CT 1212 |
| Kawasaki | ZX750-J Ninja ZX-7 | 1993 | YTX12-BS | CT 1212 |
| Kawasaki | VN750-A Vulcan | 1993 | YTX14AHL-BS, SYB14L-A2 | CT 1214.1 |
| Kawasaki | Ninja GPZ900R ZX900A1-A16 | 1993 | YTX14AHL-BS, SYB14L-A2 | CT 1214.1 |
| Kawasaki | EX500-A | 1993 | YTX14AHL-BS, SYB14L-A2 | CT 1214.1 |
| Kawasaki | ZX1100-C Ninja ZX-11 | 1993 | YTX14AHL-BS, SYB14L-A2 | CT 1214.1 |
| Kawasaki | KL650-A, E, KLR | 1993 | YTX14AHL-BS, SYB14L-A2 | CT 1214.1 |
| Kawasaki | ZR1100 | 1993 | YTX20CH-BS, YTX16-BS | EPS 1218.1 |
| Kawasaki | 1200 ZG1200 Voyager XII | 1993 | YTX24HL-BS, SY50-N18L-AT | CT 1220, EPS 1220 |
| Kawasaki | VN1500 Vulcan 88, SE | 1993 | YTX24HL-BS, Y50-N18L-A-CX | CT 1220, EPS 1220 |
| Kawasaki | ZX750 Ninja ZX-7RR | 1993 | YTX9-BS | CT 1209 |
| Kawasaki | KLX650C, R | 1993 | YTX9-BS | CT 1209 |
| Kawasaki | KZ1000-P Police | 1992 | GYZ20HL, YTX20HL-BS, YTX20L-BS, YB18L-A | CT 12201, EPS 12201 |
| Kawasaki | ZG1000-A Concours | 1992 | GYZ20HL, YTX20HL-BS, YTX20L-BS, YB18L-A | CT 12201, EPS 12201 |
| Kawasaki | ZX750-J Ninja ZX-7 | 1992 | YTX12-BS | CT 1212 |
| Kawasaki | ZR750-C Zephyr | 1992 | YTX12-BS | CT 1212 |
| Kawasaki | KL650-A, E, KLR | 1992 | YTX14AHL-BS, SYB14L-A2 | CT 1214.1 |
| Kawasaki | VN750-A Vulcan | 1992 | YTX14AHL-BS, SYB14L-A2 | CT 1214.1 |
| Kawasaki | EX500-A | 1992 | YTX14AHL-BS, SYB14L-A2 | CT 1214.1 |
| Kawasaki | ZX1100-C Ninja ZX-11 | 1992 | YTX14AHL-BS, SYB14L-A2 | CT 1214.1 |
| Kawasaki | Ninja GPZ900R ZX900A1-A16 | 1992 | YTX14AHL-BS, SYB14L-A2 | CT 1214.1 |
| Kawasaki | ZR1100 | 1992 | YTX20CH-BS, YTX16-BS | EPS 1218.1 |
| Kawasaki | 1200 ZG1200 Voyager XII | 1992 | YTX24HL-BS, SY50-N18L-AT | CT 1220, EPS 1220 |
| Kawasaki | VN1500 Vulcan 88, SE | 1992 | YTX24HL-BS, Y50-N18L-A-CX | CT 1220, EPS 1220 |
| Kawasaki | ZX750 Ninja ZX-7RR | 1992 | YTX9-BS | CT 1209 |
| Kawasaki | ZG1000-A Concours | 1991 | GYZ20HL, YTX20HL-BS, YTX20L-BS, YB18L-A | CT 12201, EPS 12201 |
| Kawasaki | KZ1000-P Police | 1991 | GYZ20HL, YTX20HL-BS, YTX20L-BS, YB18L-A | CT 12201, EPS 12201 |
| Kawasaki | ZR750-C Zephyr | 1991 | YTX12-BS | CT 1212 |
| Kawasaki | ZX750-J Ninja ZX-7 | 1991 | YTX12-BS | CT 1212 |
| Kawasaki | VN750-A Vulcan | 1991 | YTX14AHL-BS, SYB14L-A2 | CT 1214.1 |
| Kawasaki | EX500-A | 1991 | YTX14AHL-BS, SYB14L-A2 | CT 1214.1 |
| Kawasaki | KL650-B Tengai | 1991 | YTX14AHL-BS, SYB14L-A2 | CT 1214.1 |
| Kawasaki | KL650-A, E, KLR | 1991 | YTX14AHL-BS, SYB14L-A2 | CT 1214.1 |
| Kawasaki | ZX1100-C Ninja ZX-11 | 1991 | YTX14AHL-BS, SYB14L-A2 | CT 1214.1 |
| Kawasaki | Ninja GPZ900R ZX900A1-A16 | 1991 | YTX14AHL-BS, SYB14L-A2 | CT 1214.1 |
| Kawasaki | 1200 ZG1200 Voyager XII | 1991 | YTX24HL-BS, SY50-N18L-AT | CT 1220, EPS 1220 |
| Kawasaki | VN1500 Vulcan 88, SE | 1991 | YTX24HL-BS, Y50-N18L-A-CX | CT 1220, EPS 1220 |
| Kawasaki | ZX750 Ninja ZX-7RR | 1991 | YTX9-BS | CT 1209 |
| Kawasaki | KZ1000-P Police | 1990 | GYZ20HL, YTX20HL-BS, YTX20L-BS, YB18L-A | CT 12201, EPS 12201 |
| Kawasaki | ZG1000-A Concours | 1990 | GYZ20HL, YTX20HL-BS, YTX20L-BS, YB18L-A | CT 12201, EPS 12201 |
| Kawasaki | EX500-A | 1990 | YTX14AHL-BS, SYB14L-A2 | CT 1214.1 |
| Kawasaki | ZX750-F Ninja | 1990 | YTX14AHL-BS, SYB14L-A2 | CT 1214.1 |
| Kawasaki | KL650-A, E, KLR | 1990 | YTX14AHL-BS, SYB14L-A2 | CT 1214.1 |
| Kawasaki | Ninja GPZ900R ZX900A1-A16 | 1990 | YTX14AHL-BS, SYB14L-A2 | CT 1214.1 |
| Kawasaki | KL650-B Tengai | 1990 | YTX14AHL-BS, SYB14L-A2 | CT 1214.1 |
| Kawasaki | ZX1100-C Ninja ZX-11 | 1990 | YTX14AHL-BS, SYB14L-A2 | CT 1214.1 |
| Kawasaki | ZX10R | 1990 | YTX14AHL-BS, SYB14L-A2 | CT 1214.1 |
| Kawasaki | VN750-A Vulcan | 1990 | YTX14AHL-BS, SYB14L-A2 | CT 1214.1 |
| Kawasaki | 1200 ZG1200 Voyager XII | 1990 | YTX24HL-BS, SY50-N18L-AT | CT 1220, EPS 1220 |

| МАРКА | МОДЕЛЬ МОТОЦИКЛА ИЛИ СКУТЕРА | ДАТА ВЫПУСКА | СООТВЕТСТВИЕ JIS-КОДУ | МОДЕЛЬ DELTA |
|----------|---------------------------------|--------------|---|---------------------|
| Kawasaki | VN1500 Vulcan 88, SE | 1990 | YTX24HL-BS, Y50-N18L-A-CX | CT 1220, EPS 1220 |
| Kawasaki | KZ1000-P Police | 1989 | GYZ20HL, YTX20HL-BS, YTX20L-BS, YB18L-A | CT 12201, EPS 12201 |
| Kawasaki | ZG1000-A Concours | 1989 | GYZ20HL, YTX20HL-BS, YTX20L-BS, YB18L-A | CT 12201, EPS 12201 |
| Kawasaki | Ninja GPZ900R ZX900A1-A16 | 1989 | YTX14AHL-BS, SYB14L-A2 | CT 1214.1 |
| Kawasaki | VN750-A Vulcan | 1989 | YTX14AHL-BS, SYB14L-A2 | CT 1214.1 |
| Kawasaki | KL650-A, E, KLR | 1989 | YTX14AHL-BS, SYB14L-A2 | CT 1214.1 |
| Kawasaki | EX500-A | 1989 | YTX14AHL-BS, SYB14L-A2 | CT 1214.1 |
| Kawasaki | ZX1000-B Ninja ZX10 | 1989 | YTX14AHL-BS, SYB14L-A2 | CT 1214.1 |
| Kawasaki | ZX10R | 1989 | YTX14AHL-BS, SYB14L-A2 | CT 1214.1 |
| Kawasaki | ZX750-F Ninja | 1989 | YTX14AHL-BS, SYB14L-A2 | CT 1214.1 |
| Kawasaki | ZX750-H Ninja ZX-7 | 1989 | YTX14AHL-BS, SYB14L-A2 | CT 1214.1 |
| Kawasaki | 1200 ZG1200 Voyager XII | 1989 | YTX24HL-BS, SY50-N18L-AT | CT 1220, EPS 1220 |
| Kawasaki | VN1500 Vulcan 88, SE | 1989 | YTX24HL-BS, Y50-N18L-A-CX | CT 1220, EPS 1220 |
| Kawasaki | ZG1000-A Concours | 1988 | GYZ20HL, YTX20HL-BS, YTX20L-BS, YB18L-A | CT 12201, EPS 12201 |
| Kawasaki | KZ1000-P Police | 1988 | GYZ20HL, YTX20HL-BS, YTX20L-BS, YB18L-A | CT 12201, EPS 12201 |
| Kawasaki | Ninja GPZ900R ZX900A1-A16 | 1988 | YTX14AHL-BS, SYB14L-A2 | CT 1214.1 |
| Kawasaki | VN750-A Vulcan | 1988 | YTX14AHL-BS, SYB14L-A2 | CT 1214.1 |
| Kawasaki | EX500-A | 1988 | YTX14AHL-BS, SYB14L-A2 | CT 1214.1 |
| Kawasaki | ZX750-F Ninja | 1988 | YTX14AHL-BS, SYB14L-A2 | CT 1214.1 |
| Kawasaki | ZX10R | 1988 | YTX14AHL-BS, SYB14L-A2 | CT 1214.1 |
| Kawasaki | KL650-A, E, KLR | 1988 | YTX14AHL-BS, SYB14L-A2 | CT 1214.1 |
| Kawasaki | ZX1000-B Ninja ZX10 | 1988 | YTX14AHL-BS, SYB14L-A2 | CT 1214.1 |
| Kawasaki | 1200 ZG1200 Voyager XII | 1988 | YTX24HL-BS, SY50-N18L-AT | CT 1220, EPS 1220 |
| Kawasaki | VN1500 Vulcan 88, SE | 1988 | YTX24HL-BS, Y50-N18L-A-CX | CT 1220, EPS 1220 |
| Kawasaki | ZG1000-A Concours | 1987 | GYZ20HL, YTX20HL-BS, YTX20L-BS, YB18L-A | CT 12201, EPS 12201 |
| Kawasaki | KZ1000-P Police | 1987 | GYZ20HL, YTX20HL-BS, YTX20L-BS, YB18L-A | CT 12201, EPS 12201 |
| Kawasaki | Ninja GPZ900R ZX900A1-A16 | 1987 | YTX14AHL-BS, SYB14L-A2 | CT 1214.1 |
| Kawasaki | ZX10R | 1987 | YTX14AHL-BS, SYB14L-A2 | CT 1214.1 |
| Kawasaki | ZX1000-A Ninja 1000R, GPZ1000RX | 1987 | YTX14AHL-BS, SYB14L-A2 | CT 1214.1 |
| Kawasaki | ZX750-F Ninja | 1987 | YTX14AHL-BS, SYB14L-A2 | CT 1214.1 |
| Kawasaki | EX500-A | 1987 | YTX14AHL-BS, SYB14L-A2 | CT 1214.1 |
| Kawasaki | KL650-A, E, KLR | 1987 | YTX14AHL-BS, SYB14L-A2 | CT 1214.1 |
| Kawasaki | VN750-A Vulcan | 1987 | YTX14AHL-BS, SYB14L-A2 | CT 1214.1 |
| Kawasaki | ZL1000-A | 1987 | YTX14AHL-BS, SYB14L-A2 | CT 1214.1 |
| Kawasaki | 1200 ZG1200 Voyager XII | 1987 | YTX24HL-BS, SY50-N18L-AT | CT 1220, EPS 1220 |
| Kawasaki | VN1500 Vulcan 88, SE | 1987 | YTX24HL-BS, Y50-N18L-A-CX | CT 1220, EPS 1220 |
| Kawasaki | ZG1000-A Concours | 1986 | GYZ20HL, YTX20HL-BS, YTX20L-BS, YB18L-A | CT 12201, EPS 12201 |
| Kawasaki | KZ1000-P Police | 1986 | GYZ20HL, YTX20HL-BS, YTX20L-BS, YB18L-A | CT 12201, EPS 12201 |
| Kawasaki | ZX1000-A Ninja 1000R, GPZ1000RX | 1986 | YTX14AHL-BS, SYB14L-A2 | CT 1214.1 |
| Kawasaki | ZX10R | 1986 | YTX14AHL-BS, SYB14L-A2 | CT 1214.1 |
| Kawasaki | VN750-A Vulcan | 1986 | YTX14AHL-BS, SYB14L-A2 | CT 1214.1 |
| Kawasaki | KL600-B KLR | 1986 | YTX14AHL-BS, SYB14L-A2 | CT 1214.1 |
| Kawasaki | ZL900-A Eliminator | 1986 | YTX14AHL-BS, SYB14L-A2 | CT 1214.1 |
| Kawasaki | Ninja GPZ900R ZX900A1-A16 | 1986 | YTX14AHL-BS, SYB14L-A2 | CT 1214.1 |
| Kawasaki | 1200 ZG1200 Voyager XII | 1986 | YTX24HL-BS, SY50-N18L-AT | CT 1220, EPS 1220 |
| Kawasaki | KZ1000-P Police | 1985 | GYZ20HL, YTX20HL-BS, YTX20L-BS, YB18L-A | CT 12201, EPS 12201 |
| Kawasaki | ZL900-A Eliminator | 1985 | YTX14AHL-BS, SYB14L-A2 | CT 1214.1 |
| Kawasaki | ZN700-A LTD | 1985 | YTX14AHL-BS, SYB14L-A2 | CT 1214.1 |
| Kawasaki | ZN1100-B LTD | 1985 | YTX14AHL-BS, SYB14L-A2 | CT 1214.1 |
| Kawasaki | VN700-A Vulcan | 1985 | YTX14AHL-BS, SYB14L-A2 | CT 1214.1 |

| МАРКА | МОДЕЛЬ МОТОЦИКЛА ИЛИ СКУТЕРА | ДАТА ВЫПУСКА | СООТВЕТСТВИЕ JIS-КОДУ | МОДЕЛЬ DELTA |
|----------|------------------------------|--------------|---|---------------------|
| Kawasaki | ZN750-A LTD | 1985 | YTX14AHL-BS, SYB14L-A2 | CT 1214.1 |
| Kawasaki | KL600-B KLR | 1985 | YTX14AHL-BS, SYB14L-A2 | CT 1214.1 |
| Kawasaki | Ninja GPZ900R ZX900A1-A16 | 1985 | YTX14AHL-BS, SYB14L-A2 | CT 1214.1 |
| Kawasaki | KZ1000-P Police | 1984 | GYZ20HL, YTX20HL-BS, YTX20L-BS, YB18L-A | CT 12201, EPS 12201 |
| Kawasaki | ZX1100-A GPz | 1984 | YB16L-B | EPS 12201 |
| Kawasaki | ZN700-A LTD | 1984 | YTX14AHL-BS, SYB14L-A2 | CT 1214.1 |
| Kawasaki | ZN1100-B LTD | 1984 | YTX14AHL-BS, SYB14L-A2 | CT 1214.1 |
| Kawasaki | Ninja GPZ900R ZX900A1-A16 | 1984 | YTX14AHL-BS, SYB14L-A2 | CT 1214.1 |
| Kawasaki | ZN750-A LTD | 1984 | YTX14AHL-BS, SYB14L-A2 | CT 1214.1 |
| Kawasaki | KZ1000-R Replica | 1983 | GYZ20HL, YTX20HL-BS, YTX20L-BS, YB18L-A | CT 12201, EPS 12201 |
| Kawasaki | KZ1100-A, LTD | 1983 | GYZ20HL, YTX20HL-BS, YTX20L-BS, YB18L-A | CT 12201, EPS 12201 |
| Kawasaki | KZ1000, LTD, CSR | 1983 | GYZ20HL, YTX20HL-BS, YTX20L-BS, YB18L-A | CT 12201, EPS 12201 |
| Kawasaki | KZ1000-P Police | 1983 | GYZ20HL, YTX20HL-BS, YTX20L-BS, YB18L-A | CT 12201, EPS 12201 |
| Kawasaki | ZX1100-A GPz | 1983 | YB16L-B | EPS 12201 |
| Kawasaki | KZ750-F LTD, Spectre | 1983 | YTX14AHL-BS, SYB14L-A2 | CT 1214.1 |
| Kawasaki | KZ1100-B GP | 1982 | GYZ20HL, YTX20HL-BS, YTX20L-BS, YB16L-B | CT 12201, EPS 12201 |
| Kawasaki | KZ1100-A, LTD | 1982 | GYZ20HL, YTX20HL-BS, YTX20L-BS, YB18L-A | CT 12201, EPS 12201 |
| Kawasaki | KZ1000, LTD, CSR | 1982 | GYZ20HL, YTX20HL-BS, YTX20L-BS, YB18L-A | CT 12201, EPS 12201 |
| Kawasaki | KZ1000-P Police | 1982 | GYZ20HL, YTX20HL-BS, YTX20L-BS, YB18L-A | CT 12201, EPS 12201 |
| Kawasaki | KZ1000-R Replica | 1982 | GYZ20HL, YTX20HL-BS, YTX20L-BS, YB18L-A | CT 12201, EPS 12201 |
| Kawasaki | KZ1300 Touring | 1982 | YTX24HL-BS, Y50-N18L-A-CX | CT 1220, EPS 1220 |
| Kawasaki | KZ1100-B GP | 1981 | GYZ20HL, YTX20HL-BS, YTX20L-BS, YB16L-B | CT 12201, EPS 12201 |
| Kawasaki | KZ1000-C Police | 1981 | GYZ20HL, YTX20HL-BS, YTX20L-BS, YB16L-B | CT 12201, EPS 12201 |
| Kawasaki | KZ1000, LTD, CSR | 1981 | GYZ20HL, YTX20HL-BS, YTX20L-BS, YB18L-A | CT 12201, EPS 12201 |
| Kawasaki | KZ1100-A, LTD | 1981 | GYZ20HL, YTX20HL-BS, YTX20L-BS, YB18L-A | CT 12201, EPS 12201 |
| Kawasaki | KZ1300 Touring | 1981 | YTX24HL-BS, Y50-N18L-A-CX | CT 1220, EPS 1220 |
| Kawasaki | KZ1000-C Police | 1980 | GYZ20HL, YTX20HL-BS, YTX20L-BS, YB16L-B | CT 12201, EPS 12201 |
| Kawasaki | KZ1000-E ST, Shaft | 1980 | GYZ20HL, YTX20HL-BS, YTX20L-BS, YB16L-B | CT 12201, EPS 12201 |
| Kawasaki | KZ1000, LTD | 1980 | YTX14AHL-BS, SYB14L-A2 | CT 1214.1 |
| Kawasaki | KZ1000-G Classic | 1980 | YTX14AHL-BS, SYB14L-A2 | CT 1214.1 |
| Kawasaki | KZ1000-D, Z1-R | 1980 | YTX14AHL-BS, YB14L-A2 | CT 1214.1 |
| Kawasaki | KZ1300 Touring | 1980 | YTX24HL-BS, Y50-N18L-A-CX | CT 1220, EPS 1220 |
| Kawasaki | KZ1000-E ST, Shaft | 1979 | GYZ20HL, YTX20HL-BS, YTX20L-BS, YB16L-B | CT 12201, EPS 12201 |
| Kawasaki | KZ200-A | 1979 | YB10L-B | CT 1210 |
| Kawasaki | KZ1000-C Police, Z1-R | 1979 | YTX14AHL-BS, SYB14L-A2 | CT 1214.1 |
| Kawasaki | KZ1000, LTD | 1979 | YTX14AHL-BS, SYB14L-A2 | CT 1214.1 |
| Kawasaki | KZ1000-D, Z1-R | 1979 | YTX14AHL-BS, YB14L-A2 | CT 1214.1 |
| Kawasaki | KZ1300 Touring | 1979 | YTX24HL-BS, Y50-N18L-A-CX | CT 1220, EPS 1220 |
| Kawasaki | KZ200-A | 1978 | YB10L-B | CT 1210 |
| Kawasaki | KZ1000-C Police, Z1-R | 1978 | YTX14AHL-BS, SYB14L-A2 | CT 1214.1 |
| Kawasaki | KZ1000, LTD | 1978 | YTX14AHL-BS, SYB14L-A2 | CT 1214.1 |
| Kawasaki | KZ1000-D, Z1-R | 1978 | YTX14AHL-BS, YB14L-A2 | CT 1214.1 |
| Kawasaki | KZ1000, LTD | 1977 | YTX14AHL-BS, SYB14L-A2 | CT 1214.1 |

| МАРКА | МОДЕЛЬ МОТОЦИКЛА ИЛИ СКУТЕРА | ДАТА ВЫПУСКА | СООТВЕТСТВИЕ JIS-КОДУ | МОДЕЛЬ DELTA |
|-------------------|------------------------------|--------------|-----------------------------|-------------------|
| Kawasaki | Z900 (Z1 Series) | 1976 | YTX14AHL-BS, SYB14L-A2 | CT 1214.1 |
| Kawasaki | Z900 (Z1 Series) | 1975 | YTX14AHL-BS, SYB14L-A2 | CT 1214.1 |
| Kawasaki | Z900 (Z1 Series) | 1974 | YTX14AHL-BS, SYB14L-A2 | CT 1214.1 |
| Kawasaki | Z900 (Z1 Series) | 1973 | YTX14AHL-BS, SYB14L-A2 | CT 1214.1 |
| Kawasaki | H1 Series | 1972 | YB9-B | CT 1210 |
| Kawasaki | Z900 (Z1 Series) | 1972 | YTX14AHL-BS, SYB14L-A2 | CT 1214.1 |
| Kawasaki | A7 Series | 1971 | YB9-B | CT 1210 |
| Kawasaki | H1 Series | 1971 | YB9-B | CT 1210 |
| Kawasaki | A1 Series | 1971 | YB9-B | CT 1210 |
| Kawasaki | H1 Series | 1970 | YB9-B | CT 1210 |
| Kawasaki | A7 Series | 1970 | YB9-B | CT 1210 |
| Kawasaki | A1 Series | 1970 | YB9-B | CT 1210 |
| Kawasaki | A7 Series | 1969 | YB9-B | CT 1210 |
| Kawasaki | A1 Series | 1969 | YB9-B | CT 1210 |
| Kawasaki | H1 Series | 1969 | YB9-B | CT 1210 |
| Kawasaki | A7 Series | 1968 | YB9-B | CT 1210 |
| Kawasaki | A1 Series | 1968 | YB9-B | CT 1210 |
| Kawasaki | A7 Series | 1967 | YB9-B | CT 1210 |
| Kawasaki | A1 Series | 1967 | YB9-B | CT 1210 |
| Kawasaki | A7 Series | 1966 | YB9-B | CT 1210 |
| Kawasaki | A1 Series | 1966 | YB9-B | CT 1210 |
| KL-SHELUNG | | | | |
| KL-SHELUNG | Club | - | YT4L-BS, YTX4L-BS, YT4L-BS | CT 1204 |
| KL-SHELUNG | Racer | - | YT4L-BS, YTX4L-BS, YT4L-BS | CT 1204 |
| KTM | | | | |
| KTM | Enduro R | 2020 | YTZ10S | CT 1210.1 |
| KTM | SMC-R | 2020 | YTZ10S | CT 1210.1 |
| KTM | Super Adventure | 2020 | YTZ14S | CT 1211 |
| KTM | Super Duke, R | 2019 | GYZ16H, YTX14H-BS, YTX14-BS | CT 1214, EPS 1214 |
| KTM | SMC-R | 2019 | YTZ10S | CT 1210.1 |
| KTM | Enduro R | 2019 | YTZ10S | CT 1210.1 |
| KTM | Adventure | 2019 | YTZ14S | CT 1211 |
| KTM | Super Adventure | 2019 | YTZ14S | CT 1211 |
| KTM | Super Duke, R | 2018 | GYZ16H, YTX14H-BS, YTX14-BS | CT 1214, EPS 1214 |
| KTM | Duke | 2018 | YTX9-BS | CT 1209 |
| KTM | RC 390 | 2018 | YTX9-BS | CT 1209 |
| KTM | Enduro R | 2018 | YTZ10S | CT 1210.1 |
| KTM | Super Adventure | 2018 | YTZ14S | CT 1211 |
| KTM | Adventure | 2018 | YTZ14S | CT 1211 |
| KTM | SX-F, EXC, EXC-F | 2018 | YTZ5S-BS, YTX4L-BS | CT 1204 |
| KTM | Super Duke, R | 2017 | GYZ16H, YTX14H-BS, YTX14-BS | CT 1214, EPS 1214 |
| KTM | Duke | 2017 | YTX9-BS | CT 1209 |
| KTM | Enduro R | 2017 | YTZ10S | CT 1210.1 |
| KTM | Adventure | 2017 | YTZ14S | CT 1211 |
| KTM | Super Adventure | 2017 | YTZ14S | CT 1211 |
| KTM | XC-W, XCF-W | 2017 | YTZ5S-BS, YTX4L-BS | CT 1204 |
| KTM | SX-F, EXC, EXC-F | 2017 | YTZ5S-BS, YTX4L-BS | CT 1204 |
| KTM | Super Duke, R | 2016 | GYZ16H, YTX14H-BS, YTX14-BS | CT 1214, EPS 1214 |
| KTM | Duke | 2016 | YTX9-BS | CT 1209 |
| KTM | Enduro R | 2016 | YTZ10S | CT 1210.1 |
| KTM | RC8 | 2016 | YTZ14S | CT 1211 |
| KTM | Adventure | 2016 | YTZ14S | CT 1211 |
| KTM | Super Adventure | 2016 | YTZ14S | CT 1211 |
| KTM | SX-F, EXC, EXC-F | 2016 | YTZ5S-BS, YTX4L-BS | CT 1204 |
| KTM | XC-W, XCF-W | 2016 | YTZ5S-BS, YTX4L-BS | CT 1204 |
| KTM | SX-F | 2016 | YTZ5S-BS, YTX4L-BS | CT 1204 |

| МАРКА | МОДЕЛЬ МОТОЦИКЛА ИЛИ СКУТЕРА | ДАТА ВЫПУСКА | СООТВЕТСТВИЕ JIS-КОДУ | МОДЕЛЬ DELTA |
|-------|------------------------------|--------------|-----------------------------|-------------------------------|
| KTM | 200 XC-W | 2016 | YTZ5S-BS, YTX4L-BS | CT 1204 |
| KTM | Super Duke, R | 2015 | GYZ16H, YTX14H-BS, YTX14-BS | CT 1214, EPS 1214 |
| KTM | Duke | 2015 | YTX9-BS | CT 1209 |
| KTM | Enduro R | 2015 | YTZ10S | CT 1210.1 |
| KTM | Super Adventure | 2015 | YTZ14S | CT 1211 |
| KTM | Adventure | 2015 | YTZ14S | CT 1211 |
| KTM | RC8 | 2015 | YTZ14S | CT 1211 |
| KTM | 200 XC-W | 2015 | YTZ5S-BS, YTX4L-BS | CT 1204 |
| KTM | XC-W, XCF-W | 2015 | YTZ5S-BS, YTX4L-BS | CT 1204 |
| KTM | SX-F, EXC, EXC-F | 2015 | YTZ5S-BS, YTX4L-BS | CT 1204 |
| KTM | SX-F | 2015 | YTZ5S-BS, YTX4L-BS | CT 1204 |
| KTM | Super Duke, R | 2014 | GYZ16H, YTX14H-BS, YTX14-BS | CT 1214, EPS 1214 |
| KTM | Duke | 2014 | YTX9-BS | CT 1209 |
| KTM | Enduro R | 2014 | YTZ10S | CT 1210.1 |
| KTM | Adventure | 2014 | YTZ14S | CT 1211 |
| KTM | RC8 | 2014 | YTZ14S | CT 1211 |
| KTM | Super Adventure | 2014 | YTZ14S | CT 1211 |
| KTM | EXC-F | 2014 | YTZ5S-BS, YTX4L-BS | CT 1204 |
| KTM | SX-F, EXC, EXC-F | 2014 | YTZ5S-BS, YTX4L-BS | CT 1204 |
| KTM | SX-F | 2014 | YTZ5S-BS, YTX4L-BS | CT 1204 |
| KTM | 200 XC-W | 2014 | YTZ7S, YTX5L-BS | CT 1205, CT 1207.2 |
| KTM | XC-W | 2014 | YTZ7S, YTX5L-BS | CT 1205, CT 1207.2 |
| KTM | XC, XC-W | 2014 | YTZ7S, YTX5L-BS | CT 1205, CT 1207.2 |
| KTM | Supermoto, SM R | 2013 | YTZ10S | CT 1210.1 |
| KTM | Enduro R | 2013 | YTZ10S | CT 1210.1 |
| KTM | Super Duke | 2013 | YTZ14S | CT 1211 |
| KTM | RC8 | 2013 | YTZ14S | CT 1211 |
| KTM | Adventure | 2013 | YTZ14S | CT 1211 |
| KTM | SX-F | 2013 | YTZ5S-BS, YTX4L-BS | CT 1204 |
| KTM | 450SMR | 2013 | YTZ5S-BS, YTX4L-BS | CT 1204 |
| KTM | 200 XC-W | 2013 | YTZ5S-BS, YTX4L-BS | CT 1204 |
| KTM | XC-W | 2013 | YTZ5S-BS, YTX4L-BS | CT 1204 |
| KTM | XC, XC-W, EXC-F | 2013 | YTZ5S-BS, YTX4L-BS | CT 1204 |
| KTM | SX-F, EXC, EXC-F | 2013 | YTZ5S-BS, YTX4L-BS | CT 1204 |
| KTM | Freeride | 2013 | YTZ7S, YTX5L-BS | CT 1205, CT 1207.2 |
| KTM | EXC, Racing | 2013 | YTZ7S, YTX5L-BS | CT 1205, CT 1207.2 |
| KTM | Duke | 2013 | YTZ8V, YTX7L-BS | CT 1205, CT 1207.1, CT 1207.2 |
| KTM | Duke | 2012 | YTZ10S | CT 1210.1 |
| KTM | Enduro R | 2012 | YTZ10S | CT 1210.1 |
| KTM | Supermoto, SM R | 2012 | YTZ10S | CT 1210.1 |
| KTM | Adventure | 2012 | YTZ14S | CT 1211 |
| KTM | Super Duke | 2012 | YTZ14S | CT 1211 |
| KTM | RC8 | 2012 | YTZ14S | CT 1211 |
| KTM | XC, XC-W, EXC-F | 2012 | YTZ5S-BS, YTX4L-BS | CT 1204 |
| KTM | XC-W | 2012 | YTZ5S-BS, YTX4L-BS | CT 1204 |
| KTM | SX-F, EXC, EXC-F | 2012 | YTZ5S-BS, YTX4L-BS | CT 1204 |
| KTM | XC, EXC, XC-W | 2012 | YTZ5S-BS, YTX4L-BS | CT 1204 |
| KTM | XC, EXC | 2012 | YTZ5S-BS, YTX4L-BS | CT 1204 |
| KTM | SX-F | 2012 | YTZ5S-BS, YTX4L-BS | CT 1204 |
| KTM | EXC, Racing | 2012 | YTZ7S, YTX5L-BS | CT 1205, CT 1207.2 |
| KTM | EXC-F | 2012 | YTZ7S, YTX5L-BS | CT 1205, CT 1207.2 |
| KTM | XC-F | 2012 | YTZ7S, YTX5L-BS | CT 1205, CT 1207.2 |
| KTM | EXC-F, XC-W, XCF-W | 2012 | YTZ7S, YTX5L-BS | CT 1205, CT 1207.2 |
| KTM | 450SMR | 2012 | YTZ7S, YTX5L-BS | CT 1205, CT 1207.2 |
| KTM | Duke | 2011 | YTZ10S | CT 1210.1 |
| KTM | Enduro R | 2011 | YTZ10S | CT 1210.1 |
| KTM | Supermoto, SM R | 2011 | YTZ10S | CT 1210.1 |

| МАРКА | МОДЕЛЬ МОТОЦИКЛА ИЛИ СКУТЕРА | ДАТА ВЫПУСКА | СООТВЕТСТВИЕ JIS-КОДУ | МОДЕЛЬ DELTA |
|-------|------------------------------|--------------|-----------------------|--------------------|
| KTM | Superenduro | 2011 | YTZ14S | CT 1211 |
| KTM | Adventure | 2011 | YTZ14S | CT 1211 |
| KTM | Super Duke | 2011 | YTZ14S | CT 1211 |
| KTM | RC8 | 2011 | YTZ14S | CT 1211 |
| KTM | XC-W | 2011 | YTZ5S-BS, YTX4L-BS | CT 1204 |
| KTM | XC, EXC, XC-W | 2011 | YTZ5S-BS, YTX4L-BS | CT 1204 |
| KTM | XC, EXC | 2011 | YTZ5S-BS, YTX4L-BS | CT 1204 |
| KTM | SX-F | 2011 | YTZ5S-BS, YTX4L-BS | CT 1204 |
| KTM | XC, XC-W, EXC-F | 2011 | YTZ5S-BS, YTX4L-BS | CT 1204 |
| KTM | XC-F | 2011 | YTZ7S, YTX5L-BS | CT 1205, CT 1207.2 |
| KTM | EXC-F | 2011 | YTZ7S, YTX5L-BS | CT 1205, CT 1207.2 |
| KTM | 450SMR | 2011 | YTZ7S, YTX5L-BS | CT 1205, CT 1207.2 |
| KTM | EXC, Racing | 2011 | YTZ7S, YTX5L-BS | CT 1205, CT 1207.2 |
| KTM | EXC-F, XC-W, XCF-W | 2011 | YTZ7S, YTX5L-BS | CT 1205, CT 1207.2 |
| KTM | XCF-W | 2011 | YTZ7S, YTX5L-BS | CT 1205, CT 1207.2 |
| KTM | Enduro R | 2010 | YTZ10S | CT 1210.1 |
| KTM | Duke | 2010 | YTZ10S | CT 1210.1 |
| KTM | Supermoto, SM R | 2010 | YTZ10S | CT 1210.1 |
| KTM | Superenduro | 2010 | YTZ14S | CT 1211 |
| KTM | RC8 | 2010 | YTZ14S | CT 1211 |
| KTM | Super Duke | 2010 | YTZ14S | CT 1211 |
| KTM | Adventure | 2010 | YTZ14S | CT 1211 |
| KTM | XC-W | 2010 | YTZ5S-BS, YTX4L-BS | CT 1204 |
| KTM | XC-F | 2010 | YTZ7S, YTX5L-BS | CT 1205, CT 1207.2 |
| KTM | EXC, Racing | 2010 | YTZ7S, YTX5L-BS | CT 1205, CT 1207.2 |
| KTM | SX-F, XC-F, XC-W | 2010 | YTZ7S, YTX5L-BS | CT 1205, CT 1207.2 |
| KTM | XCF-W | 2010 | YTZ7S, YTX5L-BS | CT 1205, CT 1207.2 |
| KTM | 450SMR | 2010 | YTZ7S, YTX5L-BS | CT 1205, CT 1207.2 |
| KTM | EXF | 2010 | YTZ7S, YTX5L-BS | CT 1205, CT 1207.2 |
| KTM | Enduro R | 2009 | YTZ10S | CT 1210.1 |
| KTM | SMC, SXC | 2009 | YTZ10S | CT 1210.1 |
| KTM | Supermoto, SM R | 2009 | YTZ10S | CT 1210.1 |
| KTM | Duke | 2009 | YTZ10S | CT 1210.1 |
| KTM | RC8 | 2009 | YTZ14S | CT 1211 |
| KTM | Superenduro | 2009 | YTZ14S | CT 1211 |
| KTM | Adventure | 2009 | YTZ14S | CT 1211 |
| KTM | Super Duke | 2009 | YTZ14S | CT 1211 |
| KTM | XC-W | 2009 | YTZ5S-BS, YTX4L-BS | CT 1204 |
| KTM | 450SMR | 2009 | YTZ7S, YTX5L-BS | CT 1205, CT 1207.2 |
| KTM | XC-F | 2009 | YTZ7S, YTX5L-BS | CT 1205, CT 1207.2 |
| KTM | XCF-W | 2009 | YTZ7S, YTX5L-BS | CT 1205, CT 1207.2 |
| KTM | EXF | 2009 | YTZ7S, YTX5L-BS | CT 1205, CT 1207.2 |
| KTM | EXC, Racing | 2009 | YTZ7S, YTX5L-BS | CT 1205, CT 1207.2 |
| KTM | SX-F, XC-F, XC-W | 2009 | YTZ7S, YTX5L-BS | CT 1205, CT 1207.2 |
| KTM | SMC, SXC | 2008 | YTZ10S | CT 1210.1 |
| KTM | Enduro R | 2008 | YTZ10S | CT 1210.1 |
| KTM | Duke II, LC4, Adventure | 2008 | YTZ10S | CT 1210.1 |
| KTM | Supermoto, SM R | 2008 | YTZ10S | CT 1210.1 |
| KTM | Duke | 2008 | YTZ10S | CT 1210.1 |
| KTM | Super Duke | 2008 | YTZ14S | CT 1211 |
| KTM | Adventure | 2008 | YTZ14S | CT 1211 |
| KTM | XC-W | 2008 | YTZ5S-BS, YTX4L-BS | CT 1204 |
| KTM | EXC, Racing | 2008 | YTZ7S, YTX5L-BS | CT 1205, CT 1207.2 |
| KTM | SX-F, XC-F, XC-W | 2008 | YTZ7S, YTX5L-BS | CT 1205, CT 1207.2 |
| KTM | XC-F | 2008 | YTZ7S, YTX5L-BS | CT 1205, CT 1207.2 |
| KTM | XCF-W | 2008 | YTZ7S, YTX5L-BS | CT 1205, CT 1207.2 |
| KTM | EXF | 2008 | YTZ7S, YTX5L-BS | CT 1205, CT 1207.2 |

| МАРКА | МОДЕЛЬ МОТОЦИКЛА ИЛИ СКУТЕРА | ДАТА ВЫПУСКА | СООТВЕТСТВИЕ JIS-КОДУ | МОДЕЛЬ DELTA |
|-------|--------------------------------------|--------------|-----------------------|--------------------|
| KTM | Supersmoto, SM R | 2007 | YTZ10S | CT 1210.1 |
| KTM | SMC, SXC | 2007 | YTZ10S | CT 1210.1 |
| KTM | Duke II, LC4, Adventure | 2007 | YTZ10S | CT 1210.1 |
| KTM | Adventure | 2007 | YTZ14S | CT 1211 |
| KTM | Super Duke | 2007 | YTZ14S | CT 1211 |
| KTM | XCF-W | 2007 | YTZ7S, YTX5L-BS | CT 1205, CT 1207.2 |
| KTM | XC-F | 2007 | YTZ7S, YTX5L-BS | CT 1205, CT 1207.2 |
| KTM | EXF | 2007 | YTZ7S, YTX5L-BS | CT 1205, CT 1207.2 |
| KTM | EXC, Racing | 2007 | YTZ7S, YTX5L-BS | CT 1205, CT 1207.2 |
| KTM | SMC, SXC | 2006 | YTZ10S | CT 1210.1 |
| KTM | Duke II, LC4, Adventure | 2006 | YTZ10S | CT 1210.1 |
| KTM | Super Duke | 2006 | YTZ14S | CT 1211 |
| KTM | Adventure | 2006 | YTZ14S | CT 1211 |
| KTM | EXC, Racing | 2006 | YTZ7S, YTX5L-BS | CT 1205, CT 1207.2 |
| KTM | EXF | 2006 | YTZ7S, YTX5L-BS | CT 1205, CT 1207.2 |
| KTM | XCF-W | 2006 | YTZ7S, YTX5L-BS | CT 1205, CT 1207.2 |
| KTM | SMC, SXC | 2005 | YTZ10S | CT 1210.1 |
| KTM | Duke II, LC4, Adventure | 2005 | YTZ10S | CT 1210.1 |
| KTM | Adventure | 2005 | YTZ14S | CT 1211 |
| KTM | Super Duke | 2005 | YTZ14S | CT 1211 |
| KTM | EXC, Racing | 2005 | YTZ5S-BS, YTX4L-BS | CT 1204 |
| KTM | EXF | 2005 | YTZ7S, YTX5L-BS | CT 1205, CT 1207.2 |
| KTM | SMC, SXC | 2004 | YTZ10S | CT 1210.1 |
| KTM | Duke II, LC4, Adventure | 2004 | YTZ10S | CT 1210.1 |
| KTM | Super Duke | 2004 | YTZ14S | CT 1211 |
| KTM | Adventure | 2004 | YTZ14S | CT 1211 |
| KTM | EXC, Racing | 2004 | YTZ5S-BS, YTX4L-BS | CT 1204 |
| KTM | SMC, SXC | 2003 | YTZ10S | CT 1210.1 |
| KTM | Duke II, LC4, Adventure | 2003 | YTZ10S | CT 1210.1 |
| KTM | Adventure | 2003 | YTZ14S | CT 1211 |
| KTM | Super Duke | 2003 | YTZ14S | CT 1211 |
| KTM | EXC, Racing | 2003 | YTZ5S-BS, YTX4L-BS | CT 1204 |
| KTM | MX Desert Racing | 2003 | YTZ7S, YTX5L-BS | CT 1205, CT 1207.2 |
| KTM | Adventurer, Duke, RXC LC4 Super Moto | 2002 | YTX9-BS | CT 1209 |
| KTM | E/XC, M/XC Racing 4-Stroke | 2002 | YTZ5S-BS, YTX4L-BS | CT 1204 |
| KTM | E/XC Racing 4-Stroke | 2002 | YTZ5S-BS, YTX4L-BS | CT 1204 |
| KTM | E/XC Racing 4-Stroke (Opt) | 2002 | YTZ7S, YTX5L-BS | CT 1205, CT 1207.2 |
| KTM | E/XC, M/XC Racing 4-Stroke (Opt) | 2002 | YTZ7S, YTX5L-BS | CT 1205, CT 1207.2 |
| KTM | RXC LC4 | 2001 | YTX9-BS | CT 1209 |
| KTM | Adventurer, Duke, RXC LC4 Super Moto | 2001 | YTX9-BS | CT 1209 |
| KTM | E/XC, M/XC Racing 4-Stroke | 2001 | YTZ5S-BS, YTX4L-BS | CT 1204 |
| KTM | E/XC Racing 4-Stroke | 2001 | YTZ5S-BS, YTX4L-BS | CT 1204 |
| KTM | E/XC, M/XC Racing 4-Stroke (Opt) | 2001 | YTZ7S, YTX5L-BS | CT 1205, CT 1207.2 |
| KTM | E/XC Racing 4-Stroke (Opt) | 2001 | YTZ7S, YTX5L-BS | CT 1205, CT 1207.2 |
| KTM | Adventurer, Duke, RXC LC4 Super Moto | 2000 | YTX9-BS | CT 1209 |
| KTM | RXC LC4 | 2000 | YTX9-BS | CT 1209 |
| KTM | E/XC Racing 4-Stroke | 2000 | YTZ5S-BS, YTX4L-BS | CT 1204 |
| KTM | E/XC, M/XC Racing 4-Stroke | 2000 | YTZ5S-BS, YTX4L-BS | CT 1204 |
| KTM | E/XC, M/XC Racing 4-Stroke (Opt) | 2000 | YTZ7S, YTX5L-BS | CT 1205, CT 1207.2 |
| KTM | MXC Racing | 2000 | YTZ7S, YTX5L-BS | CT 1205, CT 1207.2 |
| KTM | E/XC Racing 4-Stroke (Opt) | 2000 | YTZ7S, YTX5L-BS | CT 1205, CT 1207.2 |
| KTM | RXC LC4 | 1999 | YTX9-BS | CT 1209 |
| KTM | Adventurer, Duke, RXC LC4 Super Moto | 1999 | YTX9-BS | CT 1209 |
| KTM | RXC LC4 | 1998 | YTX9-BS | CT 1209 |

| МАРКА | МОДЕЛЬ МОТОЦИКЛА ИЛИ СКУТЕРА | ДАТА ВЫПУСКА | СООТВЕТСТВИЕ JIS-КОДУ | МОДЕЛЬ DELTA |
|--------------|------------------------------|--------------|-----------------------------|--------------------|
| KTM | Adventure, Duke, LC4 | 1998 | YTX9-BS | CT 1209 |
| KTM | LC4 E/XC | 1998 | YTX9-BS | CT 1209 |
| KTM | LC4 E/XC | 1997 | YTX9-BS | CT 1209 |
| KTM | Adventure, Duke, LC4 | 1997 | YTX9-BS | CT 1209 |
| KTM | RXC LC4 | 1997 | YTX9-BS | CT 1209 |
| KTM | RXC LC4 | 1996 | YTX9-BS | CT 1209 |
| KTM | LC4 E/XC | 1996 | YTX9-BS | CT 1209 |
| KTM | Adventure, Duke, LC4 | 1996 | YTX9-BS | CT 1209 |
| КУМКО | | | | |
| Кумко | Agility 50 | 2019 | YTZ7S, YTX5L-BS | CT 1205, CT 1207.2 |
| Кумко | Agility 50 | 2018 | YTZ7S, YTX5L-BS | CT 1205, CT 1207.2 |
| Кумко | Agility 50 | 2017 | YTZ7S, YTX5L-BS | CT 1205, CT 1207.2 |
| Кумко | Xciting 500i | 2016 | GYZ16H, YTX14H-BS, YTX14-BS | CT 1214, EPS 1214 |
| Кумко | Super 8 150 | 2016 | YTX7A-BS | CT 1207 |
| Кумко | Agility 50 | 2016 | YTX7A-BS | CT 1207 |
| Кумко | Super 8 | 2016 | YTX7A-BS | CT 1207 |
| Кумко | Agility 125 | 2016 | YTZ7S, YTX5L-BS | CT 1205, CT 1207.2 |
| Кумко | Xciting 500i | 2015 | GYZ16H, YTX14H-BS, YTX14-BS | CT 1214, EPS 1214 |
| Кумко | Super 8 | 2015 | YTX7A-BS | CT 1207 |
| Кумко | Agility 50 | 2015 | YTX7A-BS | CT 1207 |
| Кумко | Super 8 150 | 2015 | YTX7A-BS | CT 1207 |
| Кумко | Xciting 500i | 2014 | GYZ16H, YTX14H-BS, YTX14-BS | CT 1214, EPS 1214 |
| Кумко | Agility 50 | 2014 | YTX7A-BS | CT 1207 |
| Кумко | Super 8 150 | 2014 | YTX7A-BS | CT 1207 |
| Кумко | Super 8 | 2014 | YTX7A-BS | CT 1207 |
| Кумко | Xciting 500i | 2013 | GYZ16H, YTX14H-BS, YTX14-BS | CT 1214, EPS 1214 |
| Кумко | Agility 50 | 2013 | YTX7A-BS | CT 1207 |
| Кумко | Super 8 150 | 2013 | YTX7A-BS | CT 1207 |
| Кумко | Super 8 | 2013 | YTX7A-BS | CT 1207 |
| Кумко | People S 150 | 2013 | YTX7A-BS | CT 1207 |
| Кумко | People | 2013 | YTZ7S, YTX5L-BS | CT 1205, CT 1207.2 |
| Кумко | Xciting 500i | 2012 | GYZ16H, YTX14H-BS, YTX14-BS | CT 1214, EPS 1214 |
| Кумко | People S 150 | 2012 | YTX7A-BS | CT 1207 |
| Кумко | Super 8 | 2012 | YTX7A-BS | CT 1207 |
| Кумко | Agility 50 | 2012 | YTX7A-BS | CT 1207 |
| Кумко | Super 8 150 | 2012 | YTX7A-BS | CT 1207 |
| Кумко | People | 2012 | YTZ7S, YTX5L-BS | CT 1205, CT 1207.2 |
| Кумко | Xciting 500i | 2011 | GYZ16H, YTX14H-BS, YTX14-BS | CT 1214, EPS 1214 |
| Кумко | Xciting 250i | 2011 | YTX12-BS | CT 1212 |
| Кумко | People 250 | 2011 | YTX12-BS | CT 1212 |
| Кумко | Agility 50 | 2011 | YTX7A-BS | CT 1207 |
| Кумко | People S 150 | 2011 | YTX7A-BS | CT 1207 |
| Кумко | Super 8 150 | 2011 | YTX7A-BS | CT 1207 |
| Кумко | People S 200 | 2011 | YTX7A-BS | CT 1207 |
| Кумко | Super 8 | 2011 | YTX7A-BS | CT 1207 |
| Кумко | People | 2011 | YTZ7S, YTX5L-BS | CT 1205, CT 1207.2 |
| Кумко | Xciting 500i | 2010 | GYZ16H, YTX14H-BS, YTX14-BS | CT 1214, EPS 1214 |
| Кумко | People 250 | 2010 | YTX12-BS | CT 1212 |
| Кумко | Xciting 250i | 2010 | YTX12-BS | CT 1212 |
| Кумко | Super 8 150 | 2010 | YTX7A-BS | CT 1207 |
| Кумко | People S 50 | 2010 | YTX7A-BS | CT 1207 |
| Кумко | Agility 50 | 2010 | YTX7A-BS | CT 1207 |
| Кумко | People S 150 | 2010 | YTX7A-BS | CT 1207 |
| Кумко | Super 8 | 2010 | YTX7A-BS | CT 1207 |
| Кумко | People S 125 | 2010 | YTX7A-BS | CT 1207 |
| Кумко | Venox250 | 2010 | YTX9-BS | CT 1209 |
| Кумко | Super 9 | 2010 | YTZ7S, YTX5L-BS | CT 1205, CT 1207.2 |

| МАРКА | МОДЕЛЬ МОТОЦИКЛА ИЛИ СКУТЕРА | ДАТА ВЫПУСКА | СООТВЕТСТВИЕ JIS-КОДУ | МОДЕЛЬ DELTA |
|------------------|------------------------------|--------------|-----------------------------|--------------------|
| Кумсо | People | 2010 | YTZ7S, YTX5L-BS | CT 1205, CT 1207.2 |
| Кумсо | Xciting 500i | 2009 | GYZ16H, YTX14H-BS, YTX14-BS | CT 1214, EPS 1214 |
| Кумсо | People 250 | 2009 | YTX12-BS | CT 1212 |
| Кумсо | Xciting 400i | 2009 | YTX12-BS | CT 1212 |
| Кумсо | People S 125 | 2009 | YTX7A-BS | CT 1207 |
| Кумсо | People S 50 | 2009 | YTX7A-BS | CT 1207 |
| Кумсо | Agility 50 | 2009 | YTX7A-BS | CT 1207 |
| Кумсо | Super 8 | 2009 | YTX7A-BS | CT 1207 |
| Кумсо | People S 150 | 2009 | YTX7A-BS | CT 1207 |
| Кумсо | Super 8 150 | 2009 | YTX7A-BS | CT 1207 |
| Кумсо | Venox250 | 2009 | YTX9-BS | CT 1209 |
| Кумсо | People | 2009 | YTZ7S, YTX5L-BS | CT 1205, CT 1207.2 |
| Кумсо | Super 9 | 2009 | YTZ7S, YTX5L-BS | CT 1205, CT 1207.2 |
| LAVERDA | | | | |
| LAVERDA | Phoenix | - | YTX9-BS | CT 1209 |
| LAVERDA | Phoenix | - | YTX9-BS | CT 1209 |
| LAVERDA | Formula | - | YT4L-BS, YTX4L-BS, YT4L-BS | CT 1204 |
| LEM | | | | |
| LEM | Flash | - | YT4L-BS, YTX4L-BS, YT4L-BS | CT 1204 |
| LEM | Ghibli | - | YT4L-BS, YTX4L-BS, YT4L-BS | CT 1204 |
| LIFAN | | | | |
| LIFAN | LF50QT-26 | - | YTX7A-BS | CT 1207 |
| LIFAN | LF50QT-26B | - | YTX7A-BS | CT 1207 |
| LIFAN | LF50QT-2B | - | YTZ7S | CT 1207.2 |
| LIFAN | LF100-C | - | YTX7L-BS | CT 1207.1 |
| LIFAN | LF125-14F | - | YB9-B | CT 1210 |
| LIFAN | LF125T-26 | - | YTX7A-BS | CT 1207 |
| LIFAN | LF200GY-3B | - | YTX7A-BS | CT 1207 |
| LIFAN | LF200GY-5 | - | YTX7A-BS | CT 1207 |
| LIFAN | LF200-16C | - | YTX7A-BS | CT 1207 |
| LIFAN | LF250-19P | - | YB16AL-A2 | CT 1216 |
| LIFAN | LF250-B | - | YB9-B | CT 1210 |
| LIFAN | LF125T-9R | - | YTX7A-BS | CT 1207 |
| MALAGUTTI | | | | |
| MALAGUTTI | Phantom Max | 2004 | YTX12-BS | CT 1212 |
| MALAGUTTI | Madison | 2000 | YB9-B | CT 1210 |
| MALAGUTTI | Madison | 2000 | YB9-B | CT 1210 |
| MALAGUTTI | Yesterday, Euro | 1999 | YT4L-BS, YTX4L-BS, YT4L-BS | CT 1204 |
| MALAGUTTI | Phantom F.12 | 1999 | YTX5L-BS, YT5L-BS | CT 1205 |
| MALAGUTTI | Crosser EL | 1998 | YT4L-BS, YTX4L-BS, YT4L-BS | CT 1204 |
| MALAGUTTI | CR1 | 1996 | YT4L-BS, YTX4L-BS, YT4L-BS | CT 1204 |
| MALAGUTTI | Centro | 1994 | YT4L-BS, YTX4L-BS, YT4L-BS | CT 1204 |
| MALAGUTTI | Phantom F.12 | 1994 | YT4L-BS, YTX4L-BS, YT4L-BS | CT 1204 |
| MALAGUTTI | Fifty Top | 1991 | YT4L-BS, YTX4L-BS, YT4L-BS | CT 1204 |
| MALAGUTTI | Dune ES | 1989 | YT4L-BS, YTX4L-BS, YT4L-BS | CT 1204 |
| MALAGUTTI | Colors | - | YT4L-BS, YTX4L-BS, YT4L-BS | CT 1204 |
| MALAGUTTI | Evolution | - | YT4L-BS, YTX4L-BS, YT4L-BS | CT 1204 |
| MALAGUTTI | F10, F12/F12LC Twin Disk | - | YT4L-BS, YTX4L-BS, YT4L-BS | CT 1204 |
| MALAGUTTI | F15/F15 Twin Disk | - | YT4L-BS, YTX4L-BS, YT4L-BS | CT 1204 |
| MALAGUTTI | Mistral | - | YT4L-BS, YTX4L-BS, YT4L-BS | CT 1204 |
| MALAGUTTI | New Dribbling | - | YT4L-BS, YTX4L-BS, YT4L-BS | CT 1204 |
| MALAGUTTI | RST | - | YT4L-BS, YTX4L-BS, YT4L-BS | CT 1204 |
| MALAGUTTI | Top | - | YT4L-BS, YTX4L-BS, YT4L-BS | CT 1204 |
| MALAGUTTI | F12 | - | YTX5L-BS | CT 1205 |
| MALAGUTTI | F18 | - | YB9-B | CT 1210 |

| МАРКА | МОДЕЛЬ МОТОЦИКЛА ИЛИ СКУТЕРА | ДАТА ВЫПУСКА | СООТВЕТСТВИЕ JIS-КОДУ | МОДЕЛЬ DELTA |
|-------------------|--------------------------------|--------------|---|---------------------|
| MALAGUTTI | Ciak | - | YB9-B | CT 1210 |
| MALAGUTTI | F18 | - | YB9-B | CT 1210 |
| MALAGUTTI | Madison | - | YB9-B | CT 1210 |
| MALAGUTTI | Madison | - | YB9-B | CT 1210 |
| MBK | | | | |
| MBK | Kilibre | 2004 | YTX9-BS | CT 1209 |
| MBK | Skyliner 250 | 2000 | YT7B-BS | CT 1208 |
| MBK | Booster Spirit | 1999 | YT4L-BS, YTX4L-BS, YT4L-BS | CT 1204 |
| MBK | Booster Track | 1999 | YT4L-BS, YTX4L-BS, YT4L-BS | CT 1204 |
| MBK | Equalis | 1999 | YT4L-BS, YTX4L-BS, YT4L-BS | CT 1204 |
| MBK | Nitro | 1999 | YT4L-BS, YTX4L-BS, YT4L-BS | CT 1204 |
| MBK | Ovetto | 1999 | YT4L-BS, YTX4L-BS, YT4L-BS | CT 1204 |
| MBK | Flame R | 1998 | YTX7A-BS | CT 1207 |
| MBK | Booster NG | 1996 - 1997 | YT4L-BS, YTX4L-BS, YT4L-BS | CT 1204 |
| MBK | Booster Rocket | 1996 - 1997 | YT4L-BS, YTX4L-BS, YT4L-BS | CT 1204 |
| MBK | Forte | 1996 - 1997 | YT4L-BS, YTX4L-BS, YT4L-BS | CT 1204 |
| MBK | Flame | 1995 - 1997 | YTX7A-BS | CT 1207 |
| MBK | Fizz | 1995 - 1996 | YT4L-BS, YTX4L-BS, YT4L-BS | CT 1204 |
| MBK | Booster | 1995 - 1996 | YTX5L-BS | CT 1205 |
| MBK | Booster Road | 1995 | YT4L-BS, YTX4L-BS, YT4L-BS | CT 1204 |
| MBK | Evolis | 1993 - 1997 | YT4L-BS, YTX4L-BS, YT4L-BS | CT 1204 |
| MBK | Booster | 1993 - 1996 | YT4L-BS, YTX4L-BS, YT4L-BS | CT 1204 |
| MBK | Active | - | YT4L-BS, YTX4L-BS, YT4L-BS | CT 1204 |
| MBK | CTS/SS | - | YT4L-BS, YTX4L-BS, YT4L-BS | CT 1204 |
| MBK | Sorriso | - | YT4L-BS, YTX4L-BS, YT4L-BS | CT 1204 |
| MBK | Target | - | YT4L-BS, YTX4L-BS, YT4L-BS | CT 1204 |
| MBK | Evolis | - | YT4L-BS, YTX4L-BS, YT4L-BS | CT 1204 |
| MBK | Nitro | - | YT4L-BS, YTX4L-BS, YT4L-BS | CT 1204 |
| MBK | Ovetto | - | YT4L-BS, YTX4L-BS, YT4L-BS | CT 1204 |
| MBK | XC Flame/Flame R | - | YTX7A-BS | CT 1207 |
| MBK | Vertex | - | YTX7A-BS | CT 1207 |
| MBK | XT660R | - | YT9B-BS | CT 1209.1 |
| MORINI | | | | |
| MORINI | Coguaro | - | YB18L-A | CT 12201, EPS 12201 |
| MORINI | Excalibur | - | YB18L-A | CT 12201, EPS 12201 |
| MORINI | Kanguro | - | YB18L-A | CT 12201, EPS 12201 |
| MORINI | New York | - | YB18L-A | CT 12201, EPS 12201 |
| MORINI | Sport bicil. [ElectricStarter] | - | YB18L-A | CT 12201, EPS 12201 |
| MORINI | Turbo | - | YB18L-A | CT 12201, EPS 12201 |
| MORINI | Camel | - | YB18L-A | CT 12201, EPS 12201 |
| MORINI | Coguaro | - | YB18L-A | CT 12201, EPS 12201 |
| MORINI | Excalibur | - | YB18L-A | CT 12201, EPS 12201 |
| MORINI | New York | - | YB18L-A | CT 12201, EPS 12201 |
| MOTO GUZZI | | | | |
| Moto Guzzi | V75 | ALLYEARS | GYZ20HL, YTX20HL-BS, YTX20L-BS, YB18L-A | CT 12201, EPS 12201 |
| Moto Guzzi | Strada | ALLYEARS | GYZ20HL, YTX20HL-BS, YTX20L-BS, YB18L-A | CT 12201, EPS 12201 |
| Moto Guzzi | Nevada | ALLYEARS | GYZ20HL, YTX20HL-BS, YTX20L-BS, YB18L-A | CT 12201, EPS 12201 |
| Moto Guzzi | NTX | ALLYEARS | GYZ20HL, YTX20HL-BS, YTX20L-BS, YB18L-A | CT 12201, EPS 12201 |
| Moto Guzzi | V65 Florida | ALLYEARS | GYZ20HL, YTX20HL-BS, YTX20L-BS, YB18L-A | CT 12201, EPS 12201 |
| Moto Guzzi | Falcone u.t. | ALLYEARS | GYZ20HL, YTX20HL-BS, YTX20L-BS, YB18L-A | CT 12201, EPS 12201 |
| Moto Guzzi | V65 | ALLYEARS | GYZ32HL, YIX30L-BS, 53030 | CT 1230, EPS 1230 |

| МАРКА | МОДЕЛЬ МОТОЦИКЛА ИЛИ СКУТЕРА | ДАТА ВЫПУСКА | СООТВЕТСТВИЕ JIS-КОДУ | МОДЕЛЬ DELTA |
|------------|---|--------------|--------------------------------|---------------------|
| Moto Guzzi | Daytona | ALLYEARS | GYZ32HL, YIX30L-BS,53030 | CT 1230, EPS 1230 |
| Moto Guzzi | V7 | ALLYEARS | GYZ32HL, YIX30L-BS,53030 | CT 1230, EPS 1230 |
| Moto Guzzi | V50 | ALLYEARS | GYZ32HL, YIX30L-BS,53030 | CT 1230, EPS 1230 |
| Moto Guzzi | Quota | ALLYEARS | GYZ32HL, YIX30L-BS,53030 | CT 1230, EPS 1230 |
| Moto Guzzi | Mille | ALLYEARS | GYZ32HL, YIX30L-BS,53030 | CT 1230, EPS 1230 |
| Moto Guzzi | Convert | ALLYEARS | GYZ32HL, YIX30L-BS,53030 | CT 1230, EPS 1230 |
| Moto Guzzi | 1000NT | ALLYEARS | GYZ32HL, YIX30L-BS,53030 | CT 1230, EPS 1230 |
| Moto Guzzi | Le Mans | ALLYEARS | GYZ32HL, YIX30L-BS,53030 | CT 1230, EPS 1230 |
| Moto Guzzi | T3, T4, T5 | ALLYEARS | GYZ32HL, YIX30L-BS,53030 | CT 1230, EPS 1230 |
| Moto Guzzi | Le Man | ALLYEARS | GYZ32HL, YIX30L-BS,53030 | CT 1230, EPS 1230 |
| Moto Guzzi | V7, Racer, Scrambler, Stone, Special | 2020 | GYZ16H, YTX14H-BS, YTX14-BS | CT 1214, EPS 1214 |
| Moto Guzzi | V9 Bobber, Roamer | 2019 | GYZ16H, YTX14H-BS, YTX14-BS | CT 1214, EPS 1214 |
| Moto Guzzi | V7, Racer, Scrambler, Stone, Special | 2019 | GYZ16H, YTX14H-BS, YTX14-BS | CT 1214, EPS 1214 |
| Moto Guzzi | Eldorado | 2019 | GYZ20H, YTX20H-BS, YTX20-BS | CT 1218, EPS 1218 |
| Moto Guzzi | V9 Bobber, Roamer | 2018 | GYZ16H, YTX14H-BS, YTX14-BS | CT 1214, EPS 1214 |
| Moto Guzzi | V7, Racer, Scrambler, Stone, Special | 2018 | GYZ16H, YTX14H-BS, YTX14-BS | CT 1214, EPS 1214 |
| Moto Guzzi | V7 III Carbon Shine, Dark, Milano, Rough | 2018 | GYZ16H, YTX14H-BS, YTX14-BS | CT 1214, EPS 1214 |
| Moto Guzzi | California | 2018 | GYZ20H, YTX20H-BS, YTX20-BS | CT 1218, EPS 1218 |
| Moto Guzzi | Eldorado | 2018 | GYZ20H, YTX20H-BS, YTX20-BS | CT 1218, EPS 1218 |
| Moto Guzzi | AUDACE | 2018 | GYZ20H, YTX20H-BS, YTX20-BS | CT 1218, EPS 1218 |
| Moto Guzzi | V7, Racer, Scrambler, Stone, Special | 2017 | GYZ16H, YTX14H-BS, YTX14-BS | CT 1214, EPS 1214 |
| Moto Guzzi | V9 Bobber, Roamer | 2017 | GYZ16H, YTX14H-BS, YTX14-BS | CT 1214, EPS 1214 |
| Moto Guzzi | AUDACE | 2017 | GYZ20H, YTX20H-BS, YTX20-BS | CT 1218, EPS 1218 |
| Moto Guzzi | Eldorado | 2017 | GYZ20H, YTX20H-BS, YTX20-BS | CT 1218, EPS 1218 |
| Moto Guzzi | California | 2017 | GYZ20H, YTX20H-BS, YTX20-BS | CT 1218, EPS 1218 |
| Moto Guzzi | GRISO V8 | 2017 | YTX20CH-BS | EPS 1218.1 |
| Moto Guzzi | V9 Bobber, Roamer | 2016 | GYZ16H, YTX14H-BS, YTX14-BS | CT 1214, EPS 1214 |
| Moto Guzzi | V7, Racer, Scrambler, Stone, Special | 2016 | GYZ16H, YTX14H-BS, YTX14-BS | CT 1214, EPS 1214 |
| Moto Guzzi | AUDACE | 2016 | GYZ20H, YTX20H-BS, YTX20-BS | CT 1218, EPS 1218 |
| Moto Guzzi | MGX-21 Flying Fortress | 2016 | GYZ20H, YTX20H-BS, YTX20-BS | CT 1218, EPS 1218 |
| Moto Guzzi | California | 2016 | GYZ20H, YTX20H-BS, YTX20-BS | CT 1218, EPS 1218 |
| Moto Guzzi | GRISO V8 | 2016 | YTX20CH-BS | EPS 1218.1 |
| Moto Guzzi | Eldorado | 2016 | YTX20CH-BS | EPS 1218.1 |
| Moto Guzzi | Norge | 2016 | YTX20CH-BS | EPS 1218.1 |
| Moto Guzzi | V7, Racer, Scrambler, Stone, Special | 2015 | GYZ16H, YTX14H-BS, YTX14-BS | CT 1214, EPS 1214 |
| Moto Guzzi | California | 2015 | GYZ20H, YTX20H-BS, YTX20-BS | CT 1218, EPS 1218 |
| Moto Guzzi | Norge | 2015 | YTX20CH-BS | EPS 1218.1 |
| Moto Guzzi | GRISO V8 | 2015 | YTX20CH-BS | EPS 1218.1 |
| Moto Guzzi | V7, Racer, Scrambler, Stone, Special | 2014 | GYZ16H, YTX14H-BS, YTX14-BS | CT 1214, EPS 1214 |
| Moto Guzzi | California | 2014 | GYZ20H, YTX20H-BS, YTX20-BS | CT 1218, EPS 1218 |
| Moto Guzzi | Norge | 2014 | YTX20CH-BS | EPS 1218.1 |
| Moto Guzzi | GRISO V8 | 2014 | YTX20CH-BS | EPS 1218.1 |
| Moto Guzzi | V7, Racer, Scrambler, Stone, Special | 2013 | GYZ16H, YTX14H-BS, YTX14-BS | CT 1214, EPS 1214 |
| Moto Guzzi | California | 2013 | GYZ20H, YTX20H-BS, YTX20-BS | CT 1218, EPS 1218 |
| Moto Guzzi | 1100 California, Special, Jackal, Brevia, Griso | 2013 | YTX20CH-BS | EPS 1218.1 |
| Moto Guzzi | 1200 Sport | 2013 | YTX20CH-BS | EPS 1218.1 |
| Moto Guzzi | Norge | 2013 | YTX20CH-BS | EPS 1218.1 |
| Moto Guzzi | GRISO V8 | 2013 | YTX20CH-BS | EPS 1218.1 |
| Moto Guzzi | California Classic, Vintage | 2012 | GYZ20HL, YTX20HL-BS, YTX20L-BS | CT 12201, EPS 12201 |
| Moto Guzzi | V7 Racer | 2012 | YTX14AHL-BS | CT 1214.1 |
| Moto Guzzi | V7 Classic | 2012 | YTX14AHL-BS | CT 1214.1 |
| Moto Guzzi | GRISO V8 | 2012 | YTX20CH-BS | EPS 1218.1 |
| Moto Guzzi | 1100 California, Special, Jackal, Brevia, Griso | 2012 | YTX20CH-BS | EPS 1218.1 |
| Moto Guzzi | Norge | 2012 | YTX20CH-BS | EPS 1218.1 |
| Moto Guzzi | 1200 Sport | 2012 | YTX20CH-BS | EPS 1218.1 |

| МАРКА | МОДЕЛЬ МОТОЦИКЛА ИЛИ СКУТЕРА | ДАТА ВЫПУСКА | СООТВЕТСТВИЕ JIS-КОДУ | МОДЕЛЬ DELTA |
|------------|---|--------------|--------------------------------|---------------------|
| Moto Guzzi | V7 Classic | 2011 | YTX14AHL-BS | CT 1214.1 |
| Moto Guzzi | V7 Racer | 2011 | YTX14AHL-BS | CT 1214.1 |
| Moto Guzzi | 1200 Sport | 2011 | YTX20CH-BS | EPS 1218.1 |
| Moto Guzzi | 1100 California, Special, Jackal, Brevia, Griso | 2011 | YTX20CH-BS | EPS 1218.1 |
| Moto Guzzi | GRISO V8 | 2011 | YTX20CH-BS | EPS 1218.1 |
| Moto Guzzi | Norge | 2011 | YTX20CH-BS | EPS 1218.1 |
| Moto Guzzi | Bellagio | 2010 | GYZ20HL, YTX20HL-BS, YTX20L-BS | CT 12201, EPS 12201 |
| Moto Guzzi | Brevia 750 | 2010 | YTX14AHL-BS | CT 1214.1 |
| Moto Guzzi | V7 Classic | 2010 | YTX14AHL-BS | CT 1214.1 |
| Moto Guzzi | Nevada 750 Classic | 2010 | YTX14AHL-BS | CT 1214.1 |
| Moto Guzzi | Sport, ABS | 2010 | YTX20CH-BS | EPS 1218.1 |
| Moto Guzzi | GRISO V8 | 2010 | YTX20CH-BS | EPS 1218.1 |
| Moto Guzzi | Brevia 1200 | 2010 | YTX20CH-BS | EPS 1218.1 |
| Moto Guzzi | 1200 Sport | 2010 | YTX20CH-BS | EPS 1218.1 |
| Moto Guzzi | 1100 California, Special, Jackal, Brevia, Griso | 2010 | YTX20CH-BS | EPS 1218.1 |
| Moto Guzzi | Norge | 2010 | YTX20CH-BS | EPS 1218.1 |
| Moto Guzzi | V7 Classic | 2009 | YTX14AHL-BS | CT 1214.1 |
| Moto Guzzi | Brevia 750 | 2009 | YTX14AHL-BS | CT 1214.1 |
| Moto Guzzi | 1100 California, Special, Jackal, Brevia, Griso | 2009 | YTX20CH-BS | EPS 1218.1 |
| Moto Guzzi | 1200 Sport | 2009 | YTX20CH-BS | EPS 1218.1 |
| Moto Guzzi | GRISO V8 | 2009 | YTX20CH-BS | EPS 1218.1 |
| Moto Guzzi | Norge | 2009 | YTX20CH-BS | EPS 1218.1 |
| Moto Guzzi | Sport, ABS | 2009 | YTX20CH-BS | EPS 1218.1 |
| Moto Guzzi | Brevia 1200 | 2009 | YTX20CH-BS | EPS 1218.1 |
| Moto Guzzi | Brevia 750 | 2008 | YTX14AHL-BS | CT 1214.1 |
| Moto Guzzi | V7 Classic | 2008 | YTX14AHL-BS | CT 1214.1 |
| Moto Guzzi | 1100 California, Special, Jackal, Brevia, Griso | 2008 | YTX20CH-BS | EPS 1218.1 |
| Moto Guzzi | Brevia 750 | 2007 | YTX14AHL-BS | CT 1214.1 |
| Moto Guzzi | 1100 California, Special, Jackal, Brevia, Griso | 2007 | YTX20CH-BS | EPS 1218.1 |
| Moto Guzzi | Brevia 750 | 2006 | YTX14AHL-BS | CT 1214.1 |
| Moto Guzzi | 1100 California, Special, Jackal, Brevia, Griso | 2006 | YTX20CH-BS | EPS 1218.1 |
| Moto Guzzi | Stone, EV | 2005 | GYZ32HL, YIX30L-BS,53030 | CT 1230, EPS 1230 |
| Moto Guzzi | Brevia 750 | 2005 | YTX14AHL-BS | CT 1214.1 |
| Moto Guzzi | 1100 California, Special, Jackal, Brevia, Griso | 2005 | YTX20CH-BS | EPS 1218.1 |
| Moto Guzzi | Stone, EV | 2004 | GYZ32HL, YIX30L-BS,53030 | CT 1230, EPS 1230 |
| Moto Guzzi | Brevia 750 | 2004 | YTX14AHL-BS | CT 1214.1 |
| Moto Guzzi | Stone, EV | 2003 | GYZ32HL, YIX30L-BS,53030 | CT 1230, EPS 1230 |
| Moto Guzzi | Stone, EV | 2002 | GYZ32HL, YIX30L-BS,53030 | CT 1230, EPS 1230 |
| Moto Guzzi | Stone, EV | 2001 | GYZ32HL, YIX30L-BS,53030 | CT 1230, EPS 1230 |
| Moto Guzzi | Stone, EV | 2000 | GYZ32HL, YIX30L-BS,53030 | CT 1230, EPS 1230 |
| Moto Guzzi | V11 Bassa | 2000 | GYZ32HL, YIX30L-BS,53030 | CT 1230, EPS 1230 |
| Moto Guzzi | V11 EV | 1999 | GYZ32HL, YIX30L-BS,53030 | CT 1230, EPS 1230 |
| Moto Guzzi | V11 Bassa | 1999 | GYZ32HL, YIX30L-BS,53030 | CT 1230, EPS 1230 |
| Moto Guzzi | Stone, EV | 1999 | GYZ32HL, YIX30L-BS,53030 | CT 1230, EPS 1230 |
| Moto Guzzi | Stone, EV | 1998 | GYZ32HL, YIX30L-BS,53030 | CT 1230, EPS 1230 |
| Moto Guzzi | V11 EV | 1998 | GYZ32HL, YIX30L-BS,53030 | CT 1230, EPS 1230 |
| Moto Guzzi | Stone, EV | 1997 | GYZ32HL, YIX30L-BS,53030 | CT 1230, EPS 1230 |
| Moto Guzzi | Stone, EV | 1996 | GYZ32HL, YIX30L-BS,53030 | CT 1230, EPS 1230 |
| Moto Guzzi | Stone, EV | 1995 | GYZ32HL, YIX30L-BS,53030 | CT 1230, EPS 1230 |
| Moto Guzzi | Stone, EV | 1994 | GYZ32HL, YIX30L-BS,53030 | CT 1230, EPS 1230 |
| Moto Guzzi | California III | 1993 | GYZ32HL, YIX30L-BS,53030 | CT 1230, EPS 1230 |

| МАРКА | МОДЕЛЬ МОТОЦИКЛА ИЛИ СКУТЕРА | ДАТА ВЫПУСКА | СООТВЕТВИЕ JIS-КОДУ | МОДЕЛЬ DELTA |
|---------------------------|------------------------------|--------------|----------------------------|-------------------|
| Moto Guzzi | California III | 1992 | GYZ32HL, YIX30L-BS,53030 | CT 1230, EPS 1230 |
| Moto Guzzi | California III | 1991 | GYZ32HL, YIX30L-BS,53030 | CT 1230, EPS 1230 |
| Moto Guzzi | California III | 1990 | GYZ32HL, YIX30L-BS,53030 | CT 1230, EPS 1230 |
| Moto Guzzi | California III | 1989 | GYZ32HL, YIX30L-BS,53030 | CT 1230, EPS 1230 |
| MOTRON | | | | |
| MOTRON | Compact Racing RZ1 | | YT4L-BS, YTX4L-BS, YT4L-BS | CT 1204 |
| MOTRON | Invader | | YT4L-BS, YTX4L-BS, YT4L-BS | CT 1204 |
| MOTRON | Spike | | YT4L-BS, YTX4L-BS, YT4L-BS | CT 1204 |
| MOTRON | Sting | | YT4L-BS, YTX4L-BS, YT4L-BS | CT 1204 |
| MOTRON | Syncro | | YT4L-BS, YTX4L-BS, YT4L-BS | CT 1204 |
| MOTRON | Thunder | | YT4L-BS, YTX4L-BS, YT4L-BS | CT 1204 |
| MOTRON | XLE | | YT4L-BS, YTX4L-BS, YT4L-BS | CT 1204 |
| MV AGUSTA | | | | |
| MV Agusta | F4 | 2016 | YTZ10S | CT 1210.1 |
| MV Agusta | F3, Brutale | 2016 | YTZ10S | CT 1210.1 |
| MV Agusta | Brutale | 2016 | YTZ10S | CT 1210.1 |
| MV Agusta | Brutale 1078RR, 1090 | 2016 | YTZ10S | CT 1210.1 |
| MV Agusta | Brutale 1078RR, 1090 | 2015 | YTZ10S | CT 1210.1 |
| MV Agusta | F4 | 2015 | YTZ10S | CT 1210.1 |
| MV Agusta | Brutale 1078RR, 1090 | 2014 | YTZ10S | CT 1210.1 |
| MV Agusta | F4 | 2014 | YTZ10S | CT 1210.1 |
| MV Agusta | F4 | 2013 | YTZ10S | CT 1210.1 |
| MV Agusta | Brutale 1078RR, 1090 | 2013 | YTZ10S | CT 1210.1 |
| MV Agusta | Brutale 1078RR, 1090 | 2012 | YTZ10S | CT 1210.1 |
| MV Agusta | F4 | 2012 | YTZ10S | CT 1210.1 |
| MV Agusta | F4 | 2011 | YTZ10S | CT 1210.1 |
| MV Agusta | Brutale 1078RR, 1090 | 2011 | YTZ10S | CT 1210.1 |
| MV Agusta | F4 | 2010 | YTZ10S | CT 1210.1 |
| MV Agusta | Brutale 1078RR, 1090 | 2010 | YTZ10S | CT 1210.1 |
| MV Agusta | Brutale 1078RR, 1090 | 2009 | YTZ10S | CT 1210.1 |
| MV Agusta | Brutale | 2009 | YTZ10S | CT 1210.1 |
| MV Agusta | F4 | 2009 | YTZ10S | CT 1210.1 |
| MV Agusta | Brutale | 2008 | YTZ10S | CT 1210.1 |
| MV Agusta | F4, Brutale | 2008 | YTZ10S | CT 1210.1 |
| MV Agusta | F4 | 2008 | YTZ10S | CT 1210.1 |
| MV Agusta | F4 | 2007 | YTZ10S | CT 1210.1 |
| MV Agusta | F4, Brutale | 2007 | YTZ10S | CT 1210.1 |
| MV Agusta | Brutale | 2007 | YTZ10S | CT 1210.1 |
| MV Agusta | F4, Brutale | 2006 | YTZ10S | CT 1210.1 |
| MV Agusta | F4 | 2006 | YTZ10S | CT 1210.1 |
| MV Agusta | Brutale | 2006 | YTZ10S | CT 1210.1 |
| MV Agusta | F4 | 2005 | YTZ10S | CT 1210.1 |
| MV Agusta | F4, Brutale | 2005 | YTZ10S | CT 1210.1 |
| MV Agusta | F4, Brutale | 2004 | YTZ10S | CT 1210.1 |
| MV Agusta | F4, Brutale | 2003 | YTZ10S | CT 1210.1 |
| MV Agusta | F4, Brutale | 2002 | YTZ10S | CT 1210.1 |
| MV Agusta | F4, Brutale | 2001 | YTZ10S | CT 1210.1 |
| MV Agusta | F4, Brutale | 2000 | YTZ10S | CT 1210.1 |
| NORTON | | | | |
| Norton | Ranger Commando | ALLYEARS | I2N9-4B-1 | CT 1210 |
| Norton | Commando, Commando (75) | ALLYEARS | YTX14AHL-BS, SYB14L-A2 | CT 1214.1 |
| OZBIKE | | | | |
| OZBIKE | All Models | - | YTX14AHL-BS | CT 1205 |
| PANDA MOTOR SPORTS | | | | |

| МАРКА | МОДЕЛЬ МОТОЦИКЛА ИЛИ СКУТЕРА | ДАТА ВЫПУСКА | СООТВЕТСТВИЕ JIS-КОДУ | МОДЕЛЬ DELTA |
|--------------------|------------------------------|--------------|----------------------------|--------------|
| PANDA MOTOR SPORTS | Trail Rider | 1999 - 2002 | YT4L-BS, YTX4L-BS, YT4L-BS | CT 1204 |
| PANDA MOTOR SPORTS | Cub | 1996 - 1999 | YT4L-BS, YTX4L-BS, YT4L-BS | CT 1204 |
| PATRON | | | | |
| PATRON | Active | | YT4L-BS, YTX4L-BS, YT4L-BS | CT 1204 |
| PATRON | Traffic | | YT4L-BS, YTX4L-BS, YT4L-BS | CT 1204 |
| PATRON | H Traffic | | YT4L-BS, YTX4L-BS, YT4L-BS | CT 1204 |
| PATRON | Traffic 50Z | | YT4L-BS, YTX4L-BS, YT4L-BS | CT 1204 |
| PATRON | Clever | | YT4L-BS, YTX4L-BS, YT4L-BS | CT 1204 |
| PATRON | Stilet | | YT4L-BS, YTX4L-BS, YT4L-BS | CT 1204 |
| PATRON | Stilet 50Z | | YT4L-BS, YTX4L-BS, YT4L-BS | CT 1204 |
| PATRON | Quest | | YT4L-BS, YTX4L-BS, YT4L-BS | CT 1204 |
| PATRON | Dinamit | | YT4L-BS, YTX4L-BS, YT4L-BS | CT 1204 |
| PATRON | Shark | | YT4L-BS, YTX4L-BS, YT4L-BS | CT 1204 |
| PATRON | Grand | | YT4L-BS, YTX4L-BS, YT4L-BS | CT 1204 |
| PATRON | Joker | | YT4L-BS, YTX4L-BS, YT4L-BS | CT 1204 |
| PATRON | Joker 50Z | | YT4L-BS, YTX4L-BS, YT4L-BS | CT 1204 |
| PATRON | Spine 50Z | | YT4L-BS, YTX4L-BS, YT4L-BS | CT 1204 |
| PATRON | Folly | | YT4L-BS, YTX4L-BS, YT4L-BS | CT 1204 |
| PATRON | Sparrow | | YT4L-BS, YTX4L-BS, YT4L-BS | CT 1204 |
| PATRON | Robot | | YT4L-BS, YTX4L-BS, YT4L-BS | CT 1204 |
| PATRON | Folly | | YTX7A-BS | CT 1207 |
| PATRON | Grand | | YTX7A-BS | CT 1207 |
| PATRON | Joker | | YTX7A-BS | CT 1207 |
| PATRON | Ringer | | YB5L-B | CT 1205.1 |
| PATRON | Aero | | YB9-B | CT 1210 |
| PATRON | Tribute | | YB9-B | CT 1210 |
| PATRON | Dinamit | | YTX7A-BS | CT 1207 |
| PATRON | Leo | | YTX7A-BS | CT 1207 |
| PATRON | Leon | | YTX7A-BS | CT 1207 |
| PATRON | Shark | | YTX7A-BS | CT 1207 |
| PATRON | Simpler HC τ | | YTZ7S | CT 1207.2 |
| PATRON | Indigo | | YB9-B | CT 1210 |
| PATRON | Partizan | | YB9-B | CT 1210 |
| PATRON | Tribute | | YB9-B | CT 1210 |
| PATRON | Avenue 150Z | | YTX7A-BS | CT 1207 |
| PATRON | Joker | | YTX7A-BS | CT 1207 |
| PATRON | Joker 150Z | | YTX7A-BS | CT 1207 |
| PATRON | Major | | YTX7A-BS | CT 1207 |
| PATRON | Country | | YB9-B | CT 1210 |
| PATRON | Sport | | YB9-B | CT 1210 |
| PATRON | Taker | | YB9-B | CT 1210 |
| PEUGEOT | | | | |
| PEUGEOT | Satelis | 2007 | YTX12-BS | CT 1212 |
| PEUGEOT | Satelis | 2007 | YTX12-BS | CT 1212 |
| PEUGEOT | Ludix | 2004 | YT4L-BS, YTX4L-BS, YT4L-BS | CT 1204 |
| PEUGEOT | Elystar TDS | 2003 | YT4L-BS, YTX4L-BS, YT4L-BS | CT 1204 |
| PEUGEOT | Jet Force | 2003 | YT4L-BS, YTX4L-BS, YT4L-BS | CT 1204 |
| PEUGEOT | Looxor | 2001 | YT4L-BS, YTX4L-BS, YT4L-BS | CT 1204 |
| PEUGEOT | Rapido/Rapido3 | 2001 | YT4L-BS, YTX4L-BS, YT4L-BS | CT 1204 |
| PEUGEOT | SCLI Metropolis | 2001 | YT4L-BS, YTX4L-BS, YT4L-BS | CT 1204 |
| PEUGEOT | Speedake | 2001 | YT4L-BS, YTX4L-BS, YT4L-BS | CT 1204 |
| PEUGEOT | ST | 2001 | YT4L-BS, YTX4L-BS, YT4L-BS | CT 1204 |
| PEUGEOT | Elyseo | 2001 | YTX5L-BS | CT 1205 |
| PEUGEOT | Looxor | 2001 | YTX5L-BS | CT 1205 |

| МАРКА | МОДЕЛЬ МОТОЦИКЛА ИЛИ СКУТЕРА | ДАТА ВЫПУСКА | СООТВЕТВИЕ JIS-КОДУ | МОДЕЛЬ DELTA |
|----------------|--------------------------------|--------------|-----------------------------|-------------------------------|
| PEUGEOT | X-Fight | 2001 | YTX5L-BS | CT 1205 |
| PEUGEOT | Zenith | 2001 | YT4L-BS, YTX4L-BS, YT4L-BS | CT 1204 |
| PEUGEOT | Ciclomotore (Electric-Starter) | 2001 | YT4L-BS, YTX4L-BS, YT4L-BS | CT 1204 |
| PEUGEOT | ST/SV | 2001 | YTX12-BS | CT 1212 |
| PEUGEOT | Speedfight 2 | 2000 | YT4L-BS, YTX4L-BS, YT4L-BS | CT 1204 |
| PEUGEOT | Vivacity | 1999 | YT4L-BS, YTX4L-BS, YT4L-BS | CT 1204 |
| PEUGEOT | Vivacity | 1999 | YTX5L-BS | CT 1205 |
| PEUGEOT | Elyseo | 1998 | YT4L-BS, YTX4L-BS, YT4L-BS | CT 1204 |
| PEUGEOT | Speedfighter | 1998 | YTX5L-BS | CT 1205 |
| PEUGEOT | Trekker | 1998 | YTX5L-BS | CT 1205 |
| PEUGEOT | Speedfight/LC | 1997 - 1999 | YT4L-BS, YTX4L-BS, YT4L-BS | CT 1204 |
| PEUGEOT | SV Blue Star | 1997 | YT4L-BS, YTX4L-BS, YT4L-BS | CT 1204 |
| PEUGEOT | Buxy RS | 1996 - 1997 | YT4L-BS, YTX4L-BS, YT4L-BS | CT 1204 |
| PEUGEOT | Squab | 1996 - 1997 | YT4L-BS, YTX4L-BS, YT4L-BS | CT 1204 |
| PEUGEOT | Fox LA | 1995 - 1997 | YT4L-BS, YTX4L-BS, YT4L-BS | CT 1204 |
| PEUGEOT | Buxy | 1995 - 1997 | YT4L-BS, YTX4L-BS, YT4L-BS | CT 1204 |
| PEUGEOT | Fox Lux | 1995 - 1997 | YT4L-BS, YTX4L-BS, YT4L-BS | CT 1204 |
| PEUGEOT | Zenith | 1995 - 1996 | YT4L-BS, YTX4L-BS, YT4L-BS | CT 1204 |
| PEUGEOT | SV/SV Geo | 1993 - 1997 | YT4L-BS, YTX4L-BS, YT4L-BS | CT 1204 |
| PEUGEOT | SV Junior | 1993 - 1996 | YT4L-BS, YTX4L-BS, YT4L-BS | CT 1204 |
| PEUGEOT | Liverty | - | YT4L-BS, YTX4L-BS, YT4L-BS | CT 1204 |
| PEUGEOT | X-Fight | - | YT4L-BS, YTX4L-BS, YT4L-BS | CT 1204 |
| PEUGEOT | Trekker Road/Off Road 99 - | | YT4L-BS, YTX4L-BS, YT4L-BS | CT 1204 |
| PGO | | | | |
| PGO | Galaxy | 1997 | YT4L-BS, YTX4L-BS, YT4L-BS | CT 1204 |
| PGO | Mega | 1997 | YT4L-BS, YTX4L-BS, YT4L-BS | CT 1204 |
| PGO | Mega | 1997 | YT4L-BS, YTX4L-BS, YT4L-BS | CT 1204 |
| PGO | Tornado | 1997 | YT4L-BS, YTX4L-BS, YT4L-BS | CT 1204 |
| PGO | Big Max | 1997 | YT4L-BS, YTX4L-BS, YT4L-BS | CT 1204 |
| PGO | Tornado | 1997 | YT4L-BS, YTX4L-BS, YT4L-BS | CT 1204 |
| PGO | Big Max Sport | 1996 - 1997 | YT4L-BS, YTX4L-BS, YT4L-BS | CT 1204 |
| PGO | Comet | 1995 - 1997 | YT4L-BS, YTX4L-BS, YT4L-BS | CT 1204 |
| PGO | Big Max | 1995 - 1996 | YT4L-BS, YTX4L-BS, YT4L-BS | CT 1204 |
| PGO | Comet Junior | 1994 - 1997 | YT4L-BS, YTX4L-BS, YT4L-BS | CT 1204 |
| PGO | Galaxy | 1994 - 1997 | YT4L-BS, YTX4L-BS, YT4L-BS | CT 1204 |
| PGO | Galaxy | 1993 - 1997 | YT4L-BS, YTX4L-BS, YT4L-BS | CT 1204 |
| PGO | Comet | 1993 - 1996 | YT4L-BS, YTX4L-BS, YT4L-BS | CT 1204 |
| PGO | Star-Star II | 1993 - 1996 | YT4L-BS, YTX4L-BS, YT4L-BS | CT 1204 |
| PGO | Star | 1993 - 1996 | YT4L-BS, YTX4L-BS, YT4L-BS | CT 1204 |
| PIAGGIO | | | | |
| Piaggio | APE CAR, MP, MPR, P602 | ALLYEARS | GYZ32HL, YIX30L-BS, 53030 | CT 1230, EPS 1230 |
| Piaggio | Hexagon 125/150 | ALLYEARS | YB9-B | CT 1210 |
| Piaggio | PX150E-ARC | ALLYEARS | YB9-B | CT 1210 |
| Piaggio | PX200GS | ALLYEARS | YB9-B | CT 1210 |
| Piaggio | P200E [c/avv.] | ALLYEARS | YB9-B | CT 1210 |
| Piaggio | PX125T5 | ALLYEARS | YB9-B | CT 1210 |
| Piaggio | PX125 | ALLYEARS | YB9-B | CT 1210 |
| Piaggio | PX200-ARC | ALLYEARS | YB9-B | CT 1210 |
| Piaggio | PX125-80E-ARC | ALLYEARS | YB9-B | CT 1210 |
| Piaggio | PX150E | ALLYEARS | YB9-B | CT 1210 |
| Piaggio | MP3 500 /Sport ABS | 2019 | GYZ16H, YTX14H-BS, YTX14-BS | CT 1214, EPS 1214 |
| Piaggio | Typhoon | 2019 | YB9-B | CT 1210 |
| Piaggio | BV350 ABS | 2019 | YTX12-BS | CT 1212 |
| Piaggio | FLY 50 | 2019 | YTZ8V, YTX7L-BS | CT 1205, CT 1207.1, CT 1207.2 |
| Piaggio | FLY150 | 2019 | YTZ8V, YTX7L-BS | CT 1205, CT 1207.1, CT 1207.2 |
| Piaggio | MP3 500 /Sport ABS | 2018 | GYZ16H, YTX14H-BS, YTX14-BS | CT 1214, EPS 1214 |

| МАРКА | МОДЕЛЬ МОТОЦИКЛА ИЛИ СКУТЕРА | ДАТА ВЫПУСКА | СООТВЕТСТВИЕ JIS-КОДУ | МОДЕЛЬ DELTA |
|---------|------------------------------|--------------|-----------------------------|-------------------------------|
| Piaggio | Typhoon | 2018 | YB9-B | CT 1210 |
| Piaggio | BV350 ABS | 2018 | YTX12-BS | CT 1212 |
| Piaggio | FLY 50 | 2018 | YTZ8V, YTX7L-BS | CT 1205, CT 1207.1, CT 1207.2 |
| Piaggio | FLY150 | 2018 | YTZ8V, YTX7L-BS | CT 1205, CT 1207.1, CT 1207.2 |
| Piaggio | MP3 500 /Sport ABS | 2017 | GYZ16H, YTX14H-BS, YTX14-BS | CT 1214, EPS 1214 |
| Piaggio | Typhoon | 2017 | YB9-B | CT 1210 |
| Piaggio | BV350 ABS | 2017 | YTX12-BS | CT 1212 |
| Piaggio | FLY150 | 2017 | YTZ8V, YTX7L-BS | CT 1205, CT 1207.1, CT 1207.2 |
| Piaggio | FLY 50 | 2017 | YTZ8V, YTX7L-BS | CT 1205, CT 1207.1, CT 1207.2 |
| Piaggio | MP3 500 /Sport ABS | 2016 | GYZ16H, YTX14H-BS, YTX14-BS | CT 1214, EPS 1214 |
| Piaggio | Typhoon | 2016 | YB9-B | CT 1210 |
| Piaggio | FLY 50 | 2016 | YB9-B | CT 1210 |
| Piaggio | FLY150 | 2016 | YB9-B | CT 1210 |
| Piaggio | BV350 ABS | 2016 | YTX12-BS | CT 1212 |
| Piaggio | MP3 500 /Sport ABS | 2015 | GYZ16H, YTX14H-BS, YTX14-BS | CT 1214, EPS 1214 |
| Piaggio | Typhoon | 2015 | YB9-B | CT 1210 |
| Piaggio | FLY 50 | 2015 | YB9-B | CT 1210 |
| Piaggio | FLY150 | 2015 | YB9-B | CT 1210 |
| Piaggio | BV350 ABS | 2015 | YTX12-BS | CT 1212 |
| Piaggio | MP3 500 /Sport ABS | 2014 | GYZ16H, YTX14H-BS, YTX14-BS | CT 1214, EPS 1214 |
| Piaggio | FLY 50 | 2014 | YB9-B | CT 1210 |
| Piaggio | FLY150 | 2014 | YB9-B | CT 1210 |
| Piaggio | Typhoon | 2014 | YB9-B | CT 1210 |
| Piaggio | BV350 ABS | 2014 | YTX12-BS | CT 1212 |
| Piaggio | BV500 | 2013 | GYZ16H, YTX14H-BS, YTX14-BS | CT 1214, EPS 1214 |
| Piaggio | MP3 400 | 2013 | GYZ16H, YTX14H-BS, YTX14-BS | CT 1214, EPS 1214 |
| Piaggio | MP3 500 /Sport ABS | 2013 | GYZ16H, YTX14H-BS, YTX14-BS | CT 1214, EPS 1214 |
| Piaggio | MP3 250 | 2013 | GYZ16H, YTX14H-BS, YTX14-BS | CT 1214, EPS 1214 |
| Piaggio | Typhoon | 2013 | YB9-B | CT 1210 |
| Piaggio | FLY150 | 2013 | YB9-B | CT 1210 |
| Piaggio | FLY 50 | 2013 | YB9-B | CT 1210 |
| Piaggio | BV350 ABS | 2013 | YTX12-BS | CT 1212 |
| Piaggio | MP3 500 /Sport ABS | 2012 | GYZ16H, YTX14H-BS, YTX14-BS | CT 1214, EPS 1214 |
| Piaggio | MP3 400 | 2012 | GYZ16H, YTX14H-BS, YTX14-BS | CT 1214, EPS 1214 |
| Piaggio | MP3 250 | 2012 | GYZ16H, YTX14H-BS, YTX14-BS | CT 1214, EPS 1214 |
| Piaggio | BV500 | 2012 | GYZ16H, YTX14H-BS, YTX14-BS | CT 1214, EPS 1214 |
| Piaggio | FLY150 | 2012 | YB9-B | CT 1210 |
| Piaggio | FLY 50 | 2012 | YB9-B | CT 1210 |
| Piaggio | Typhoon | 2012 | YB9-B | CT 1210 |
| Piaggio | MP3 250 | 2011 | GYZ16H, YTX14H-BS, YTX14-BS | CT 1214, EPS 1214 |
| Piaggio | BV250 | 2011 | GYZ16H, YTX14H-BS, YTX14-BS | CT 1214, EPS 1214 |
| Piaggio | MP3 500 /Sport ABS | 2011 | GYZ16H, YTX14H-BS, YTX14-BS | CT 1214, EPS 1214 |
| Piaggio | BV500 | 2011 | GYZ16H, YTX14H-BS, YTX14-BS | CT 1214, EPS 1214 |
| Piaggio | MP3 400 | 2011 | GYZ16H, YTX14H-BS, YTX14-BS | CT 1214, EPS 1214 |
| Piaggio | Typhoon | 2011 | YB9-B | CT 1210 |
| Piaggio | FLY150 | 2011 | YB9-B | CT 1210 |
| Piaggio | FLY 50 | 2011 | YB9-B | CT 1210 |
| Piaggio | MP3 500 /Sport ABS | 2010 | GYZ16H, YTX14H-BS, YTX14-BS | CT 1214, EPS 1214 |
| Piaggio | BV500 | 2010 | GYZ16H, YTX14H-BS, YTX14-BS | CT 1214, EPS 1214 |
| Piaggio | MP3 250 | 2010 | GYZ16H, YTX14H-BS, YTX14-BS | CT 1214, EPS 1214 |
| Piaggio | MP3 400 | 2010 | GYZ16H, YTX14H-BS, YTX14-BS | CT 1214, EPS 1214 |
| Piaggio | BV250 | 2010 | GYZ16H, YTX14H-BS, YTX14-BS | CT 1214, EPS 1214 |
| Piaggio | FLY150 | 2010 | YB9-B | CT 1210 |
| Piaggio | Typhoon | 2010 | YB9-B | CT 1210 |
| Piaggio | FLY 50 | 2010 | YB9-B | CT 1210 |
| Piaggio | MP3 400 | 2009 | GYZ16H, YTX14H-BS, YTX14-BS | CT 1214, EPS 1214 |
| Piaggio | BV500 | 2009 | GYZ16H, YTX14H-BS, YTX14-BS | CT 1214, EPS 1214 |

| МАРКА | МОДЕЛЬ МОТОЦИКЛА ИЛИ СКУТЕРА | ДАТА ВЫПУСКА | СООТВЕТСТВИЕ JIS-КОДУ | МОДЕЛЬ DELTA |
|-----------------------|------------------------------|--------------|-----------------------------|-------------------|
| Piaggio | MP3 500 /Sport ABS | 2009 | GYZ16H, YTX14H-BS, YTX14-BS | CT 1214, EPS 1214 |
| Piaggio | MP3 250 | 2009 | GYZ16H, YTX14H-BS, YTX14-BS | CT 1214, EPS 1214 |
| Piaggio | X9 | 2009 | GYZ16H, YTX14H-BS, YTX14-BS | CT 1214, EPS 1214 |
| Piaggio | BV250 | 2009 | GYZ16H, YTX14H-BS, YTX14-BS | CT 1214, EPS 1214 |
| Piaggio | FLY150 | 2009 | YB9-B | CT 1210 |
| Piaggio | Typhoon | 2009 | YB9-B | CT 1210 |
| Piaggio | FLY 50 | 2009 | YB9-B | CT 1210 |
| Piaggio | BV250 | 2008 | GYZ16H, YTX14H-BS, YTX14-BS | CT 1214, EPS 1214 |
| Piaggio | BV500 | 2008 | GYZ16H, YTX14H-BS, YTX14-BS | CT 1214, EPS 1214 |
| Piaggio | MP3 400 | 2008 | GYZ16H, YTX14H-BS, YTX14-BS | CT 1214, EPS 1214 |
| Piaggio | MP3 250 | 2008 | GYZ16H, YTX14H-BS, YTX14-BS | CT 1214, EPS 1214 |
| Piaggio | MP3 500 /Sport ABS | 2008 | GYZ16H, YTX14H-BS, YTX14-BS | CT 1214, EPS 1214 |
| Piaggio | Ape 50 FL | 1993 | YB9-B | CT 1210 |
| PIAGGIO-GILERA | | | | |
| Piaggio-Gilera | Fuoco 500ie | 2013 | YTX20CH-BS, YTX16-BS | EPS 1218.1 |
| Piaggio-Gilera | Runner 125 | 2012 | GYZ16H, YTX14H-BS, YTX14-BS | CT 1214, EPS 1214 |
| Piaggio-Gilera | Runner 200 | 2012 | YTX12-BS | CT 1212 |
| Piaggio-Gilera | Fuoco 500ie | 2012 | YTX20CH-BS, YTX16-BS | EPS 1218.1 |
| Piaggio-Gilera | Nexus 300ie | 2011 | GYZ16H, YTX14H-BS, YTX14-BS | CT 1214, EPS 1214 |
| Piaggio-Gilera | Runner 125 | 2011 | GYZ16H, YTX14H-BS, YTX14-BS | CT 1214, EPS 1214 |
| Piaggio-Gilera | Runner 200 | 2011 | YTX12-BS | CT 1212 |
| Piaggio-Gilera | Fuoco 500ie | 2011 | YTX20CH-BS, YTX16-BS | EPS 1218.1 |
| Piaggio-Gilera | Nexus 300ie | 2010 | GYZ16H, YTX14H-BS, YTX14-BS | CT 1214, EPS 1214 |
| Piaggio-Gilera | Runner 125 | 2010 | GYZ16H, YTX14H-BS, YTX14-BS | CT 1214, EPS 1214 |
| Piaggio-Gilera | Runner 200 | 2010 | YTX12-BS | CT 1212 |
| Piaggio-Gilera | Nexus 500ie | 2010 | YTX14AHL-BS, SYB14L-A2 | CT 1214.1 |
| Piaggio-Gilera | Fuoco 500ie | 2010 | YTX20CH-BS, YTX16-BS | EPS 1218.1 |
| PIAGGIO-VESPA | | | | |
| Piaggio-Vespa | GTS300, GTV300 | 2020 | YTX12-BS | CT 1212 |
| Piaggio-Vespa | Primavera, Sprint | 2020 | YTX7L-BS | CT 1207.1 |
| Piaggio-Vespa | GTS300, GTV300 | 2019 | YTX12-BS | CT 1212 |
| Piaggio-Vespa | Primavera, Sprint | 2019 | YTX7L-BS | CT 1207.1 |
| Piaggio-Vespa | GTS300, GTV300 | 2018 | YTX12-BS | CT 1212 |
| Piaggio-Vespa | Primavera, Sprint | 2018 | YTX7L-BS | CT 1207.1 |
| Piaggio-Vespa | GTS300, GTV300 | 2017 | YTX12-BS | CT 1212 |
| Piaggio-Vespa | Primavera, Sprint | 2017 | YTX7L-BS | CT 1207.1 |
| Piaggio-Vespa | GTS300, GTV300 | 2016 | GYZ16H, YTX14H-BS, YTX12-BS | CT 1214, EPS 1214 |
| Piaggio-Vespa | LX50 | 2016 | YB9-B | CT 1210 |
| Piaggio-Vespa | Vespa 946 | 2016 | YT12B-BS | CT 1212.1 |
| Piaggio-Vespa | LX150 4T | 2016 | YTX12-BS | CT 1212 |
| Piaggio-Vespa | Primavera, Sprint | 2016 | YTX7L-BS | CT 1207.1 |
| Piaggio-Vespa | GTS300, GTV300 | 2015 | GYZ16H, YTX14H-BS, YTX12-BS | CT 1214, EPS 1214 |
| Piaggio-Vespa | LX50 | 2015 | YB9-B | CT 1210 |
| Piaggio-Vespa | Vespa 946 | 2015 | YT12B-BS | CT 1212.1 |
| Piaggio-Vespa | Primavera, Sprint | 2015 | YTX7L-BS | CT 1207.1 |
| Piaggio-Vespa | GTS300, GTV300 | 2014 | GYZ16H, YTX14H-BS, YTX12-BS | CT 1214, EPS 1214 |
| Piaggio-Vespa | LX50 | 2014 | YB9-B | CT 1210 |
| Piaggio-Vespa | Vespa 946 | 2014 | YT12B-BS | CT 1212.1 |
| Piaggio-Vespa | Primavera, Sprint | 2014 | YTX7L-BS | CT 1207.1 |
| Piaggio-Vespa | GTS300, GTV300 | 2013 | GYZ16H, YTX14H-BS, YTX12-BS | CT 1214, EPS 1214 |
| Piaggio-Vespa | LX50 | 2013 | YB9-B | CT 1210 |
| Piaggio-Vespa | Vespa 946 | 2013 | YT12B-BS | CT 1212.1 |
| Piaggio-Vespa | GTS300, GTV300 | 2012 | GYZ16H, YTX14H-BS, YTX12-BS | CT 1214, EPS 1214 |
| Piaggio-Vespa | LX50 | 2012 | YB9-B | CT 1210 |
| Piaggio-Vespa | GTS300, GTV300 | 2011 | GYZ16H, YTX14H-BS, YTX12-BS | CT 1214, EPS 1214 |
| Piaggio-Vespa | LX50 | 2011 | YB9-B | CT 1210 |

| МАРКА | МОДЕЛЬ МОТОЦИКЛА ИЛИ СКУТЕРА | ДАТА ВЫПУСКА | СООТВЕТСТВИЕ JIS-КОДУ | МОДЕЛЬ DELTA |
|--------------------------|--------------------------------------|--------------|-----------------------------|---------------------|
| Piaggio-Vespa | GTS300, GTV300 | 2010 | GYZ16H, YTX14H-BS, YTX12-BS | CT 1214, EPS 1214 |
| Piaggio-Vespa | GTV250 | 2010 | GYZ16H, YTX14H-BS, YTX14-BS | CT 1214, EPS 1214 |
| Piaggio-Vespa | GTS250 | 2010 | GYZ16H, YTX14H-BS, YTX14-BS | CT 1214, EPS 1214 |
| Piaggio-Vespa | LX50 | 2010 | YB9-B | CT 1210 |
| Piaggio-Vespa | LX150 | 2007 | YB9-B | CT 1210 |
| POLARIS VICTORY | | | | |
| POLARIS VICTORY | Vegas Jackpot, Hammer, Ness, Vision | 2008 - 2012 | YTX20HL-BS | CT 12201, EPS 12201 |
| POLARIS VICTORY | Vegas, Kingpin, 8-ball, Hammer [-08] | 2006 - 2010 | YTX20HL-BS | CT 12201, EPS 12201 |
| POLARIS VICTORY | Vegas, Kingpin, 8-ball, Hammer | 2003 - 2005 | YTX20HL-BS, YTX20L-BS | CT 12201, EPS 12201 |
| POLARIS VICTORY | V92TC Touring Cruiser | 2002 - 2006 | YTX20HL-BS, YTX20L-BS | CT 12201, EPS 12201 |
| POLARIS VICTORY | V92SC Sport Cruiser | 2000 - 2001 | YTX20HL-BS, YTX20L-BS | CT 12201, EPS 12201 |
| POLARIS VICTORY | V92C, DC Classic, Deluxe Cruiser | 1998 - 2004 | YTX20HL-BS, YTX20L-BS | CT 12201, EPS 12201 |
| POLARIS SLINGSHOT | | | | |
| Polaris-Slingshot | Polaris-Slingshot All Models | ALLYEARS | GYZ32HL, YIX30L, YB30L-B | CT 1230, EPS 1230 |
| PUCH | | | | |
| PUCH | Lido SL50, Lido Vario | - | YT4L-BS, YTX4L-BS, YT4L-BS | CT 1204 |
| QIANJIANG | | | | |
| QIANJIANG | QJ150T | 2007 | YTX9-BS, YTX7A-BS | CT 1207, CT 1209 |
| QIANJIANG | QJ250T | 2007 | YTX9-BS | CT 1209 |
| QIANJIANG | B01 | | YT4L-BS, YTX4L-BS, YT4L-BS | CT 1204 |
| QIANJIANG | QJ36-A | | YT4L-BS, YTX4L-BS, YT4L-BS | CT 1204 |
| QIANJIANG | QJ50T, QJ50T-2 | | YT4L-BS, YTX4L-BS, YT4L-BS | CT 1204 |
| QIANJIANG | QJ50T-2A | | YT4L-BS, YTX4L-BS, YT4L-BS | CT 1204 |
| QIANJIANG | QJ50T-8 | | YTX5L-BS | CT 1205 |
| QIANJIANG | T08 | | YT4L-BS, YTX4L-BS, YT4L-BS | CT 1204 |
| QIANJIANG | T12 | | YTX9-BS, YTX7L-BS | CT 1207.1, CT 1209 |
| QIANJIANG | QJ125 | | YTX7A-BS, 12N7E-B, 12N7-4A | CT 1207 |
| QIANJIANG | QJ125J | | 12N9-4B-1 | CT 1210 |
| QIANJIANG | QJ125T | | YTX7A-BS | CT 1207 |
| QIANJIANG | QJ125T-3F | | YTX7A-BS | CT 1207 |
| RACER | | | | |
| RACER | RC200LT Forester | | GTX9-BS | CT 1209 |
| RACER | RC200XZT Enduro | | 6-MFQ-7A | CT 1207.1 |
| RACER | RC250CS Skyway | | MTX7L-BS | CT 1207.1 |
| RACER | RC250-C5B Magnum | | 12N7B-4B | CT 1207 |
| RACER | RC250XZR Enduro | | MBTX7U | CT 1207.1 |
| RIZZATO | | | | |
| RIZZATO | Byte AT10 | | YT4L-BS, YTX4L-BS, YT4L-BS | CT 1204 |
| RIZZATO | Carosello | | YT4L-BS, YTX4L-BS, YT4L-BS | CT 1204 |
| RIZZATO | Hacker AT12, LC/Racing | | YT4L-BS, YTX4L-BS, YT4L-BS | CT 1204 |
| ROYAL ENFIELD | | | | |
| Royal Enfield | Int 650, Continental GT 650 | 2020 | GYZ16H, YTX14H-BS, YTX14-BS | CT 1214, EPS 1214 |
| Royal Enfield | Classic 500, Bullet 500 | 2020 | YTX14AHL-BS | CT 1214.1 |
| Royal Enfield | Himalayan | 2020 | YTX9-BS | CT 1209 |
| Royal Enfield | Int 650, Continental GT 650 | 2019 | GYZ16H, YTX14H-BS, YTX14-BS | CT 1214, EPS 1214 |
| Royal Enfield | Classic 500, Bullet 500 | 2019 | YTX14AHL-BS | CT 1214.1 |
| Royal Enfield | Himalayan | 2019 | YTX9-BS | CT 1209 |
| Royal Enfield | Classic 500, Bullet 500 | 2018 | YTX14AHL-BS | CT 1214.1 |
| Royal Enfield | Himalayan | 2018 | YTX9-BS | CT 1209 |
| Royal Enfield | Continental GT 535 | 2017 | YTX14AHL-BS | CT 1214.1 |
| Royal Enfield | Classic 500, Bullet 500 | 2017 | YTX14AHL-BS | CT 1214.1 |
| Royal Enfield | Himalayan | 2017 | YTX9-BS | CT 1209 |
| Royal Enfield | Continental GT 535 | 2016 | YTX14AHL-BS | CT 1214.1 |

| МАРКА | МОДЕЛЬ МОТОЦИКЛА ИЛИ СКУТЕРА | ДАТА ВЫПУСКА | СООТВЕТСТВИЕ JIS-КОДУ | МОДЕЛЬ DELTA |
|------------------------|---|--------------|-------------------------------|-------------------------------|
| Royal Enfield | Classic 500, Bullet 500 | 2016 | YTX14AHL-BS | CT 1214.1 |
| Royal Enfield | Continental GT 535 | 2015 | YTX14AHL-BS | CT 1214.1 |
| Royal Enfield | Classic 500, Bullet 500 | 2015 | YTX14AHL-BS | CT 1214.1 |
| Royal Enfield | Continental GT 535 | 2014 | YTX14AHL-BS | CT 1214.1 |
| Royal Enfield | Classic 500, Bullet 500 | 2014 | YTX14AHL-BS | CT 1214.1 |
| Royal Enfield | Classic 500, Bullet 500 | 2013 | YTX14AHL-BS | CT 1214.1 |
| Royal Enfield | Classic 500, Bullet 500 | 2012 | YTX14AHL-BS | CT 1214.1 |
| Royal Enfield | Classic 500, Bullet 500 | 2011 | YTX14AHL-BS | CT 1214.1 |
| Royal Enfield | Classic 500, Bullet 500 | 2010 | YTX14AHL-BS | CT 1214.1 |
| Royal Enfield | Classic 500, Bullet 500 | 2009 | YTX14AHL-BS | CT 1214.1 |
| Royal Enfield | All Kick-start Models | 2003 | YB5L-B | CT 1205.1 |
| Royal Enfield | All Electric Start Models | 2003 | YTX14AHL-BS, SYB14L-A2 | CT 1214.1 |
| Royal Enfield | All Kick-start Models | 2002 | YB5L-B | CT 1205.1 |
| Royal Enfield | All Electric Start Models | 2002 | YTX14AHL-BS, SYB14L-A2 | CT 1214.1 |
| Royal Enfield | All Kick-start Models | 2001 | YB5L-B | CT 1205.1 |
| Royal Enfield | All Electric Start Models | 2001 | YTX14AHL-BS, SYB14L-A2 | CT 1214.1 |
| Royal Enfield | All Kick-start Models | 2000 | YB5L-B | CT 1205.1 |
| Royal Enfield | All Electric Start Models | 2000 | YTX14AHL-BS, SYB14L-A2 | CT 1214.1 |
| SHANGHAI YAMAHA | | | | |
| SHANGHAI YAMAHA | ES4 (for Brazil) | - | YTX7L-BS | CT 1207.1 |
| SUNDIRO HONDA | | | | |
| SUNDIRO HONDA | SDH50QT 16 | | YT4L-BS, YTX4L-BS, YT4L-BS | CT 1204 |
| SUNDIRO HONDA | Today | | YT4L-BS, YTX4L-BS, YT4L-BS | CT 1204 |
| SUNDIRO HONDA | 100-6B/6G | | YTX7A-BS | CT 1207 |
| SUNDIRO HONDA | 125T-2D / 8D | | YTX7A-BS | CT 1207 |
| SUNDIRO HONDA | SDH125 | | YTX7A-BS, YTX7L-BS, 12N9-4B-1 | CT 1207, CT 1207.1, CT 1210 |
| SUZUKI | | | | |
| Suzuki | T200, TC200 | ALLYEARS | YB5L-B | CT 1205.1 |
| Suzuki | GSX-R1000, A | 2020 | YTZ10S | CT 1210.1 |
| Suzuki | DR-Z50 | 2019 | YT4B-BS | CT 12025 |
| Suzuki | DR-Z400, E, S, SM | 2019 | YT7B-BS | CT 1208 |
| Suzuki | GSX1300R, Z Hayabusa | 2019 | YTX12-BS | CT 1212 |
| Suzuki | DL650 V-Strom ABS, Adventure | 2019 | YTX12-BS | CT 1212 |
| Suzuki | VL800 Intruder Volusia, Boulevard C50, T, M50 | 2019 | YTX12-BS | CT 1212 |
| Suzuki | LS650 Savage, S40 | 2019 | YTX14AHL-BS, YB14L-B2 | CT 1214.1 |
| Suzuki | VZ1500 Boulevard M90 | 2019 | YTX20CH-BS | EPS 1218.1 |
| Suzuki | VZR1800 (M109R) | 2019 | YTX20CH-BS | EPS 1218.1 |
| Suzuki | VL1500 Boulevard C90 | 2019 | YTX20CH-BS | EPS 1218.1 |
| Suzuki | GSX250RL8, RL9 | 2019 | YTX9-BS | CT 1209 |
| Suzuki | GSX-R600 | 2019 | YTX9-BS | CT 1209 |
| Suzuki | UH200A Burgman | 2019 | YTX9-BS | CT 1209 |
| Suzuki | DR650SE | 2019 | YTX9-BS | CT 1209 |
| Suzuki | DL1000AL8, XAL, XAL8 | 2019 | YTZ14S | CT 1211 |
| Suzuki | DR200S | 2019 | YTZ8V, YTX7L-BS | CT 1205, CT 1207.1, CT 1207.2 |
| Suzuki | TU250X | 2019 | YTZ8V, YTX7L-BS | CT 1205, CT 1207.1, CT 1207.2 |
| Suzuki | DR-Z400, E, S, SM | 2018 | YT7B-BS | CT 1208 |
| Suzuki | VL800 Intruder Volusia, Boulevard C50, T, M50 | 2018 | YTX12-BS | CT 1212 |
| Suzuki | GSX1300R, Z Hayabusa | 2018 | YTX12-BS | CT 1212 |
| Suzuki | DL650 V-Strom ABS, Adventure | 2018 | YTX12-BS | CT 1212 |
| Suzuki | LS650 Savage, S40 | 2018 | YTX14AHL-BS, YB14L-B2 | CT 1214.1 |
| Suzuki | VL1500 Boulevard C90 | 2018 | YTX20CH-BS | EPS 1218.1 |
| Suzuki | VZ1500 Boulevard M90 | 2018 | YTX20CH-BS | EPS 1218.1 |
| Suzuki | VZR1800 (M109R) | 2018 | YTX20CH-BS | EPS 1218.1 |
| Suzuki | DR650SE | 2018 | YTX9-BS | CT 1209 |

| МАРКА | МОДЕЛЬ МОТОЦИКЛА ИЛИ СКУТЕРА | ДАТА ВЫПУСКА | СООТВЕТСТВИЕ JIS-КОДУ | МОДЕЛЬ DELTA |
|--------|---|--------------|-----------------------------|-------------------------------|
| Suzuki | GSX-R600 | 2018 | YTX9-BS | CT 1209 |
| Suzuki | GSX250RL8 | 2018 | YTX9-BS | CT 1209 |
| Suzuki | GSX250RL8, RL9 | 2018 | YTX9-BS | CT 1209 |
| Suzuki | UH200A Burgman | 2018 | YTX9-BS | CT 1209 |
| Suzuki | GSX-R1000, Z, AL8 | 2018 | YTZ10S | CT 1210.1 |
| Suzuki | DL1000AL8, XAL, XAL8 | 2018 | YTZ14S | CT 1211 |
| Suzuki | DR200S | 2018 | YTZ8V, YTX7L-BS | CT 1205, CT 1207.1, CT 1207.2 |
| Suzuki | TU250X | 2018 | YTZ8V, YTX7L-BS | CT 1205, CT 1207.1, CT 1207.2 |
| Suzuki | AN650 Burgman | 2017 | GYZ16H, YTX14H-BS, YTX14-BS | CT 1214, EPS 1214 |
| Suzuki | DR-Z70 | 2017 | YT4B-BS | CT 12025 |
| Suzuki | DR-Z400, E, S, SM | 2017 | YT7B-BS | CT 1208 |
| Suzuki | DL650 V-Strom ABS, Adventure | 2017 | YTX12-BS | CT 1212 |
| Suzuki | VL800 Intruder Volusia, Boulevard C50, T, M50 | 2017 | YTX12-BS | CT 1212 |
| Suzuki | GSX1300R, Z Hayabusa | 2017 | YTX12-BS | CT 1212 |
| Suzuki | LS650 Savage, S40 | 2017 | YTX14AHL-BS, YB14L-B2 | CT 1214.1 |
| Suzuki | VZR1800 (M109R) | 2017 | YTX20CH-BS | EPS 1218.1 |
| Suzuki | VZ1500 Boulevard M90 | 2017 | YTX20CH-BS | EPS 1218.1 |
| Suzuki | VL1500 Boulevard C90 | 2017 | YTX20CH-BS | EPS 1218.1 |
| Suzuki | UH200A Burgman | 2017 | YTX9-BS | CT 1209 |
| Suzuki | GW250 | 2017 | YTX9-BS | CT 1209 |
| Suzuki | DR650SE | 2017 | YTX9-BS | CT 1209 |
| Suzuki | GSX-R600 | 2017 | YTX9-BS | CT 1209 |
| Suzuki | GSX-R1000, Z, AL8 | 2017 | YTZ10S | CT 1210.1 |
| Suzuki | GSX-R1000, A | 2017 | YTZ10S | CT 1210.1 |
| Suzuki | RV 200, VanVan200 | 2017 | YTZ8V, YTX7L-BS | CT 1205, CT 1207.1, CT 1207.2 |
| Suzuki | TU250X | 2017 | YTZ8V, YTX7L-BS | CT 1205, CT 1207.1, CT 1207.2 |
| Suzuki | DR200S | 2017 | YTZ8V, YTX7L-BS | CT 1205, CT 1207.1, CT 1207.2 |
| Suzuki | AN650 Burgman | 2016 | GYZ16H, YTX14H-BS, YTX14-BS | CT 1214, EPS 1214 |
| Suzuki | DL1000 V-Strom, Adventure | 2016 | GYZ16H, YTX14H-BS, YTX14-BS | CT 1214, EPS 1214 |
| Suzuki | DR-Z70 | 2016 | YT4B-BS | CT 12025 |
| Suzuki | DR-Z400, E, S, SM | 2016 | YT7B-BS | CT 1208 |
| Suzuki | DL650 V-Strom ABS, Adventure | 2016 | YTX12-BS | CT 1212 |
| Suzuki | VL800 Intruder Volusia, Boulevard C50, T, M50 | 2016 | YTX12-BS | CT 1212 |
| Suzuki | GSX1300R, Z Hayabusa | 2016 | YTX12-BS | CT 1212 |
| Suzuki | LS650 Savage, S40 | 2016 | YTX14AHL-BS, YB14L-B2 | CT 1214.1 |
| Suzuki | VZR1800 (M109R) | 2016 | YTX20CH-BS | EPS 1218.1 |
| Suzuki | VZ1500 Boulevard M90 | 2016 | YTX20CH-BS | EPS 1218.1 |
| Suzuki | VL1500 Boulevard C90 | 2016 | YTX20CH-BS | EPS 1218.1 |
| Suzuki | GSX-R600 | 2016 | YTX9-BS | CT 1209 |
| Suzuki | GW250 | 2016 | YTX9-BS | CT 1209 |
| Suzuki | AN400 Burgman | 2016 | YTX9-BS | CT 1209 |
| Suzuki | UH200A Burgman | 2016 | YTX9-BS | CT 1209 |
| Suzuki | DR650SE | 2016 | YTX9-BS | CT 1209 |
| Suzuki | TU250X | 2016 | YTZ8V, YTX7L-BS | CT 1205, CT 1207.1, CT 1207.2 |
| Suzuki | DR200S | 2016 | YTZ8V, YTX7L-BS | CT 1205, CT 1207.1, CT 1207.2 |
| Suzuki | AN650 Burgman | 2015 | GYZ16H, YTX14H-BS, YTX14-BS | CT 1214, EPS 1214 |
| Suzuki | DL1000 V-Strom, Adventure | 2015 | GYZ16H, YTX14H-BS, YTX14-BS | CT 1214, EPS 1214 |
| Suzuki | DR-Z70 | 2015 | YT4B-BS | CT 12025 |
| Suzuki | DR-Z400, E, S, SM | 2015 | YT7B-BS | CT 1208 |
| Suzuki | DL650 V-Strom ABS, Adventure | 2015 | YTX12-BS | CT 1212 |
| Suzuki | VL800 Intruder Volusia, Boulevard C50, T, M50 | 2015 | YTX12-BS | CT 1212 |
| Suzuki | GSX1300R, Z Hayabusa | 2015 | YTX12-BS | CT 1212 |
| Suzuki | LS650 Savage, S40 | 2015 | YTX14AHL-BS, YB14L-B2 | CT 1214.1 |
| Suzuki | VL1500 Boulevard C90 | 2015 | YTX20CH-BS | EPS 1218.1 |
| Suzuki | VZR1800 (M109R) | 2015 | YTX20CH-BS | EPS 1218.1 |

| МАРКА | МОДЕЛЬ МОТОЦИКЛА ИЛИ СКУТЕРА | ДАТА ВЫПУСКА | СООТВЕТСТВИЕ JIS-КОДУ | МОДЕЛЬ DELTA |
|--------|---|--------------|-----------------------------|-------------------------------|
| Suzuki | VZ1500 Boulevard M90 | 2015 | YTX20CH-BS | EPS 1218.1 |
| Suzuki | GSX-R600 | 2015 | YTX9-BS | CT 1209 |
| Suzuki | UH200A Burgman | 2015 | YTX9-BS | CT 1209 |
| Suzuki | GW250 | 2015 | YTX9-BS | CT 1209 |
| Suzuki | DR650SE | 2015 | YTX9-BS | CT 1209 |
| Suzuki | AN400 Burgman | 2015 | YTX9-BS | CT 1209 |
| Suzuki | DR200S | 2015 | YTZ8V, YTX7L-BS | CT 1205, CT 1207.1, CT 1207.2 |
| Suzuki | TU250X | 2015 | YTZ8V, YTX7L-BS | CT 1205, CT 1207.1, CT 1207.2 |
| Suzuki | AN650 Burgman | 2014 | GYZ16H, YTX14H-BS, YTX14-BS | CT 1214, EPS 1214 |
| Suzuki | DL1000 V-Strom, Adventure | 2014 | GYZ16H, YTX14H-BS, YTX14-BS | CT 1214, EPS 1214 |
| Suzuki | DR-Z400, E, S, SM | 2014 | YT7B-BS | CT 1208 |
| Suzuki | GSX1300R, Z Hayabusa | 2014 | YTX12-BS | CT 1212 |
| Suzuki | DL650 V-Strom ABS, Adventure | 2014 | YTX12-BS | CT 1212 |
| Suzuki | VL800 Intruder Volusia, Boulevard C50, T, M50 | 2014 | YTX12-BS | CT 1212 |
| Suzuki | LS650 Savage, S40 | 2014 | YTX14AHL-BS, SYB14L-A2 | CT 1214.1 |
| Suzuki | VZ1500 Boulevard M90 | 2014 | YTX20CH-BS | EPS 1218.1 |
| Suzuki | VL1500 Boulevard C90 | 2014 | YTX20CH-BS | EPS 1218.1 |
| Suzuki | VZR1800 (M109R) | 2014 | YTX20CH-BS | EPS 1218.1 |
| Suzuki | GSX-R600 | 2014 | YTX9-BS | CT 1209 |
| Suzuki | UH200A Burgman | 2014 | YTX9-BS | CT 1209 |
| Suzuki | DR650SE | 2014 | YTX9-BS | CT 1209 |
| Suzuki | AN400 Burgman | 2014 | YTX9-BS | CT 1209 |
| Suzuki | GW250 | 2014 | YTX9-BS | CT 1209 |
| Suzuki | TU250X | 2014 | YTZ8V, YTX7L-BS | CT 1205, CT 1207.1, CT 1207.2 |
| Suzuki | AN650 Burgman | 2013 | GYZ16H, YTX14H-BS, YTX14-BS | CT 1214, EPS 1214 |
| Suzuki | DL1000 V-Strom, Adventure | 2013 | GYZ16H, YTX14H-BS, YTX14-BS | CT 1214, EPS 1214 |
| Suzuki | DR-Z400, E, S, SM | 2013 | YT7B-BS | CT 1208 |
| Suzuki | DL650 V-Strom ABS, Adventure | 2013 | YTX12-BS | CT 1212 |
| Suzuki | VL800 Intruder Volusia, Boulevard C50, T, M50 | 2013 | YTX12-BS | CT 1212 |
| Suzuki | SV650, S | 2013 | YTX12-BS | CT 1212 |
| Suzuki | GSX1300R, Z Hayabusa | 2013 | YTX12-BS | CT 1212 |
| Suzuki | LS650 Savage, S40 | 2013 | YTX14AHL-BS, SYB14L-A2 | CT 1214.1 |
| Suzuki | VZ1500 Boulevard M90 | 2013 | YTX20CH-BS | EPS 1218.1 |
| Suzuki | VZR1800 (M109R) | 2013 | YTX20CH-BS | EPS 1218.1 |
| Suzuki | GW250 | 2013 | YTX9-BS | CT 1209 |
| Suzuki | DR650SE | 2013 | YTX9-BS | CT 1209 |
| Suzuki | GSX-R600 | 2013 | YTX9-BS | CT 1209 |
| Suzuki | AN400 Burgman | 2013 | YTX9-BS | CT 1209 |
| Suzuki | DR200SE | 2013 | YTZ8V, YTX7L-BS | CT 1205, CT 1207.1, CT 1207.2 |
| Suzuki | TU250X | 2013 | YTZ8V, YTX7L-BS | CT 1205, CT 1207.1, CT 1207.2 |
| Suzuki | AN650 Burgman | 2012 | GYZ16H, YTX14H-BS, YTX14-BS | CT 1214, EPS 1214 |
| Suzuki | DL1000 V-Strom, Adventure | 2012 | GYZ16H, YTX14H-BS, YTX14-BS | CT 1214, EPS 1214 |
| Suzuki | DR-Z400, E, S, SM | 2012 | YT7B-BS | CT 1208 |
| Suzuki | SV650, S | 2012 | YTX12-BS | CT 1212 |
| Suzuki | VL800 Intruder Volusia, Boulevard C50, T, M50 | 2012 | YTX12-BS | CT 1212 |
| Suzuki | GSX1300R, Z Hayabusa | 2012 | YTX12-BS | CT 1212 |
| Suzuki | DL650 V-Strom ABS, Adventure | 2012 | YTX12-BS | CT 1212 |
| Suzuki | LS650 Savage, S40 | 2012 | YTX14AHL-BS, SYB14L-A2 | CT 1214.1 |
| Suzuki | VZR1800 (M109R) | 2012 | YTX20CH-BS | EPS 1218.1 |
| Suzuki | VZ1500 Boulevard M90 | 2012 | YTX20CH-BS | EPS 1218.1 |
| Suzuki | VLR1800 (C109R) | 2012 | YTX20CH-BS | EPS 1218.1 |
| Suzuki | DR650SE | 2012 | YTX9-BS | CT 1209 |
| Suzuki | AN400 Burgman | 2012 | YTX9-BS | CT 1209 |
| Suzuki | GSX-R600 | 2012 | YTX9-BS | CT 1209 |
| Suzuki | GZ250 | 2012 | YTZ8V, YTX7L-BS | CT 1205, CT 1207.1, CT 1207.2 |

| МАРКА | МОДЕЛЬ МОТОЦИКЛА ИЛИ СКУТЕРА | ДАТА ВЫПУСКА | СООТВЕТСТВИЕ JIS-КОДУ | МОДЕЛЬ DELTA |
|--------|---|--------------|-----------------------------|-------------------------------|
| Suzuki | DR200SE | 2012 | YTZ8V, YTX7L-BS | CT 1205, CT 1207.1, CT 1207.2 |
| Suzuki | TU250X | 2012 | YTZ8V, YTX7L-BS | CT 1205, CT 1207.1, CT 1207.2 |
| Suzuki | DL1000 V-Strom, Adventure | 2011 | GYZ16H, YTX14H-BS, YTX14-BS | CT 1214, EPS 1214 |
| Suzuki | AN650 Burgman | 2011 | GYZ16H, YTX14H-BS, YTX14-BS | CT 1214, EPS 1214 |
| Suzuki | DR-Z400, E, S, SM | 2011 | YT7B-BS | CT 1208 |
| Suzuki | VL800 Intruder Volusia, Boulevard C50, T, M50 | 2011 | YTX12-BS | CT 1212 |
| Suzuki | DL650 V-Strom ABS, Adventure | 2011 | YTX12-BS | CT 1212 |
| Suzuki | GSX1300R, Z Hayabusa | 2011 | YTX12-BS | CT 1212 |
| Suzuki | SV650, S | 2011 | YTX12-BS | CT 1212 |
| Suzuki | GSX1300BK B-King | 2011 | YTX12-BS | CT 1212 |
| Suzuki | LS650 Savage, S40 | 2011 | YTX14AHL-BS, SYB14L-A2 | CT 1214.1 |
| Suzuki | VZR1800 (M109R) | 2011 | YTX20CH-BS | EPS 1218.1 |
| Suzuki | VZ1500 Boulevard M90 | 2011 | YTX20CH-BS | EPS 1218.1 |
| Suzuki | VLR1800 (C109R) | 2011 | YTX20CH-BS | EPS 1218.1 |
| Suzuki | GSX-R600 | 2011 | YTX9-BS | CT 1209 |
| Suzuki | GSX650F | 2011 | YTX9-BS | CT 1209 |
| Suzuki | AN400 Burgman | 2011 | YTX9-BS | CT 1209 |
| Suzuki | DR650SE | 2011 | YTX9-BS | CT 1209 |
| Suzuki | TU250X | 2011 | YTZ8V, YTX7L-BS | CT 1205, CT 1207.1, CT 1207.2 |
| Suzuki | GZ250 | 2011 | YTZ8V, YTX7L-BS | CT 1205, CT 1207.1, CT 1207.2 |
| Suzuki | DR200SE | 2011 | YTZ8V, YTX7L-BS | CT 1205, CT 1207.1, CT 1207.2 |
| Suzuki | AN650 Burgman | 2010 | GYZ16H, YTX14H-BS, YTX14-BS | CT 1214, EPS 1214 |
| Suzuki | DL1000 V-Strom, Adventure | 2010 | GYZ16H, YTX14H-BS, YTX14-BS | CT 1214, EPS 1214 |
| Suzuki | DR-Z400, E, S, SM | 2010 | YT7B-BS | CT 1208 |
| Suzuki | DL650 V-Strom ABS, Adventure | 2010 | YTX12-BS | CT 1212 |
| Suzuki | GSX1300BK B-King | 2010 | YTX12-BS | CT 1212 |
| Suzuki | GSX1300R, Z Hayabusa | 2010 | YTX12-BS | CT 1212 |
| Suzuki | VL800 Intruder Volusia, Boulevard C50, T, M50 | 2010 | YTX12-BS | CT 1212 |
| Suzuki | SV650, S | 2010 | YTX12-BS | CT 1212 |
| Suzuki | LS650 Savage, S40 | 2010 | YTX14AHL-BS, SYB14L-A2 | CT 1214.1 |
| Suzuki | VZ1500 Boulevard M90 | 2010 | YTX20CH-BS | EPS 1218.1 |
| Suzuki | VZR1800 (M109R) | 2010 | YTX20CH-BS | EPS 1218.1 |
| Suzuki | VLR1800 (C109R) | 2010 | YTX20CH-BS | EPS 1218.1 |
| Suzuki | GSX650F | 2010 | YTX9-BS | CT 1209 |
| Suzuki | DR650SE | 2010 | YTX9-BS | CT 1209 |
| Suzuki | GSX-R600 | 2010 | YTX9-BS | CT 1209 |
| Suzuki | AN400 Burgman | 2010 | YTX9-BS | CT 1209 |
| Suzuki | DR200SE | 2010 | YTZ8V, YTX7L-BS | CT 1205, CT 1207.1, CT 1207.2 |
| Suzuki | GZ250 | 2010 | YTZ8V, YTX7L-BS | CT 1205, CT 1207.1, CT 1207.2 |
| Suzuki | TU250X | 2010 | YTZ8V, YTX7L-BS | CT 1205, CT 1207.1, CT 1207.2 |
| Suzuki | DL1000 V-Strom, Adventure | 2009 | GYZ16H, YTX14H-BS, YTX14-BS | CT 1214, EPS 1214 |
| Suzuki | AN650 Burgman | 2009 | GYZ16H, YTX14H-BS, YTX14-BS | CT 1214, EPS 1214 |
| Suzuki | DR-Z70 | 2009 | YT4B-BS | CT 12025 |
| Suzuki | DR-Z400, E, S, SM | 2009 | YT7B-BS | CT 1208 |
| Suzuki | VL800 Intruder Volusia, Boulevard C50, T, M50 | 2009 | YTX12-BS | CT 1212 |
| Suzuki | SV650, S | 2009 | YTX12-BS | CT 1212 |
| Suzuki | GSX1300R, Z Hayabusa | 2009 | YTX12-BS | CT 1212 |
| Suzuki | GSX1300BK B-King | 2009 | YTX12-BS | CT 1212 |
| Suzuki | DL650 V-Strom ABS, Adventure | 2009 | YTX12-BS | CT 1212 |
| Suzuki | LS650 Savage, S40 | 2009 | YTX14AHL-BS, SYB14L-A2 | CT 1214.1 |
| Suzuki | VZ1500 Boulevard M90 | 2009 | YTX20CH-BS | EPS 1218.1 |
| Suzuki | VZR1800 (M109R) | 2009 | YTX20CH-BS | EPS 1218.1 |
| Suzuki | VLR1800 (C109R) | 2009 | YTX20CH-BS | EPS 1218.1 |
| Suzuki | GSX-R600 | 2009 | YTX9-BS | CT 1209 |
| Suzuki | AN400 Burgman | 2009 | YTX9-BS | CT 1209 |

| МАРКА | МОДЕЛЬ МОТОЦИКЛА ИЛИ СКУТЕРА | ДАТА ВЫПУСКА | СООТВЕТСТВИЕ JIS-КОДУ | МОДЕЛЬ DELTA |
|--------|---|--------------|-----------------------------|-------------------------------|
| Suzuki | DR650SE | 2009 | YTX9-BS | CT 1209 |
| Suzuki | GSX650F | 2009 | YTX9-BS | CT 1209 |
| Suzuki | TU250X | 2009 | YTZ8V, YTX7L-BS | CT 1205, CT 1207.1, CT 1207.2 |
| Suzuki | DR200SE | 2009 | YTZ8V, YTX7L-BS | CT 1205, CT 1207.1, CT 1207.2 |
| Suzuki | GZ250 | 2009 | YTZ8V, YTX7L-BS | CT 1205, CT 1207.1, CT 1207.2 |
| Suzuki | DL1000 V-Strom, Adventure | 2008 | GYZ16H, YTX14H-BS, YTX14-BS | CT 1214, EPS 1214 |
| Suzuki | AN650 Burgman | 2008 | GYZ16H, YTX14H-BS, YTX14-BS | CT 1214, EPS 1214 |
| Suzuki | DR-Z70 | 2008 | YT4B-BS | CT 12025 |
| Suzuki | DR-Z400, E, S, SM | 2008 | YT7B-BS | CT 1208 |
| Suzuki | SV650, S | 2008 | YTX12-BS | CT 1212 |
| Suzuki | GSX1300R, Z Hayabusa | 2008 | YTX12-BS | CT 1212 |
| Suzuki | GSX1300BK B-King | 2008 | YTX12-BS | CT 1212 |
| Suzuki | VZ800 Marauder | 2008 | YTX12-BS | CT 1212 |
| Suzuki | DL650 V-Strom ABS, Adventure | 2008 | YTX12-BS | CT 1212 |
| Suzuki | VL800 Intruder Volusia, Boulevard C50, T, M50 | 2008 | YTX12-BS | CT 1212 |
| Suzuki | LS650 Savage, S40 | 2008 | YTX14AHL-BS, SYB14L-A2 | CT 1214.1 |
| Suzuki | VLR1800 [C109R] | 2008 | YTX20CH-BS | EPS 1218.1 |
| Suzuki | VZR1800 [M109R] | 2008 | YTX20CH-BS | EPS 1218.1 |
| Suzuki | AN400 Burgman | 2008 | YTX9-BS | CT 1209 |
| Suzuki | GSX-R600 | 2008 | YTX9-BS | CT 1209 |
| Suzuki | DR650SE | 2008 | YTX9-BS | CT 1209 |
| Suzuki | GSX650F | 2008 | YTX9-BS | CT 1209 |
| Suzuki | GZ250 | 2008 | YTZ8V, YTX7L-BS | CT 1205, CT 1207.1, CT 1207.2 |
| Suzuki | DR200SE | 2008 | YTZ8V, YTX7L-BS | CT 1205, CT 1207.1, CT 1207.2 |
| Suzuki | DL1000 V-Strom, Adventure | 2007 | GYZ16H, YTX14H-BS, YTX14-BS | CT 1214, EPS 1214 |
| Suzuki | SV1000, S | 2007 | GYZ16H, YTX14H-BS, YTX14-BS | CT 1214, EPS 1214 |
| Suzuki | AN650 Burgman | 2007 | GYZ16H, YTX14H-BS, YTX14-BS | CT 1214, EPS 1214 |
| Suzuki | DR-Z400, E, S, SM | 2007 | YT7B-BS | CT 1208 |
| Suzuki | VZ800 Marauder | 2007 | YTX12-BS | CT 1212 |
| Suzuki | DL650 V-Strom ABS, Adventure | 2007 | YTX12-BS | CT 1212 |
| Suzuki | SV650, S | 2007 | YTX12-BS | CT 1212 |
| Suzuki | VL800 Intruder Volusia, Boulevard C50, T, M50 | 2007 | YTX12-BS | CT 1212 |
| Suzuki | LS650 Savage, S40 | 2007 | YTX14AHL-BS, SYB14L-A2 | CT 1214.1 |
| Suzuki | VZR1800 [M109R] | 2007 | YTX20CH-BS | EPS 1218.1 |
| Suzuki | DR650SE | 2007 | YTX9-BS | CT 1209 |
| Suzuki | AN400 Burgman | 2007 | YTX9-BS | CT 1209 |
| Suzuki | GSX-R600 | 2007 | YTX9-BS | CT 1209 |
| Suzuki | DR-Z250 | 2007 | YTZ7S, YTX5L-BS | CT 1205, CT 1207.2 |
| Suzuki | DR200SE | 2007 | YTZ8V, YTX7L-BS | CT 1205, CT 1207.1, CT 1207.2 |
| Suzuki | GZ250 | 2007 | YTZ8V, YTX7L-BS | CT 1205, CT 1207.1, CT 1207.2 |
| Suzuki | AN650 Burgman | 2006 | GYZ16H, YTX14H-BS, YTX14-BS | CT 1214, EPS 1214 |
| Suzuki | SV1000, S | 2006 | GYZ16H, YTX14H-BS, YTX14-BS | CT 1214, EPS 1214 |
| Suzuki | DL1000 V-Strom, Adventure | 2006 | GYZ16H, YTX14H-BS, YTX14-BS | CT 1214, EPS 1214 |
| Suzuki | DR-Z400, E, S, SM | 2006 | YT7B-BS | CT 1208 |
| Suzuki | DL650 V-Strom ABS, Adventure | 2006 | YTX12-BS | CT 1212 |
| Suzuki | SV650, S | 2006 | YTX12-BS | CT 1212 |
| Suzuki | VZ800 Marauder | 2006 | YTX12-BS | CT 1212 |
| Suzuki | VL800 Intruder Volusia, Boulevard C50, T, M50 | 2006 | YTX12-BS | CT 1212 |
| Suzuki | LS650 Savage, S40 | 2006 | YTX14AHL-BS, SYB14L-A2 | CT 1214.1 |
| Suzuki | VZR1800 [M109R] | 2006 | YTX20CH-BS | EPS 1218.1 |
| Suzuki | DR650SE | 2006 | YTX9-BS | CT 1209 |
| Suzuki | GSX600F Katana | 2006 | YTX9-BS | CT 1209 |
| Suzuki | GSX750F Katana | 2006 | YTX9-BS | CT 1209 |
| Suzuki | GSX-R600 | 2006 | YTX9-BS | CT 1209 |
| Suzuki | AN400 Burgman | 2006 | YTX9-BS | CT 1209 |

| МАРКА | МОДЕЛЬ МОТОЦИКЛА ИЛИ СКУТЕРА | ДАТА ВЫПУСКА | СООТВЕТСТВИЕ JIS-КОДУ | МОДЕЛЬ DELTA |
|--------|---|--------------|-----------------------------|-------------------------------|
| Suzuki | DR-Z250 | 2006 | YTZ7S, YTX5L-BS | CT 1205, CT 1207.2 |
| Suzuki | DR200SE | 2006 | YTZ8V, YTX7L-BS | CT 1205, CT 1207.1, CT 1207.2 |
| Suzuki | GZ250 | 2006 | YTZ8V, YTX7L-BS | CT 1205, CT 1207.1, CT 1207.2 |
| Suzuki | AN650 Burgman | 2005 | GYZ16H, YTX14H-BS, YTX14-BS | CT 1214, EPS 1214 |
| Suzuki | DL1000 V-Strom, Adventure | 2005 | GYZ16H, YTX14H-BS, YTX14-BS | CT 1214, EPS 1214 |
| Suzuki | SV1000, S | 2005 | GYZ16H, YTX14H-BS, YTX14-BS | CT 1214, EPS 1214 |
| Suzuki | DR-Z400, E, S, SM | 2005 | YT7B-BS | CT 1208 |
| Suzuki | SV650, S | 2005 | YTX12-BS | CT 1212 |
| Suzuki | GSF1200, S Bandit | 2005 | YTX12-BS | CT 1212 |
| Suzuki | DL650 V-Strom ABS, Adventure | 2005 | YTX12-BS | CT 1212 |
| Suzuki | VZ800 Marauder | 2005 | YTX12-BS | CT 1212 |
| Suzuki | VL800 Intruder Volusia, Boulevard C50, T, M50 | 2005 | YTX12-BS | CT 1212 |
| Suzuki | LS650 Savage, S40 | 2005 | YTX14AHL-BS, SYB14L-A2 | CT 1214.1 |
| Suzuki | Marauder, Boulevard M95 | 2005 | YTX20CH-BS, YTX16-BS | EPS 1218.1 |
| Suzuki | AN400 Burgman | 2005 | YTX9-BS | CT 1209 |
| Suzuki | GSX600F Katana | 2005 | YTX9-BS | CT 1209 |
| Suzuki | GSX-R600 | 2005 | YTX9-BS | CT 1209 |
| Suzuki | DR650SE | 2005 | YTX9-BS | CT 1209 |
| Suzuki | GSX750F Katana | 2005 | YTX9-BS | CT 1209 |
| Suzuki | DR-Z250 | 2005 | YTZ7S, YTX5L-BS | CT 1205, CT 1207.2 |
| Suzuki | DR200SE | 2005 | YTZ8V, YTX7L-BS | CT 1205, CT 1207.1, CT 1207.2 |
| Suzuki | GZ250 | 2005 | YTZ8V, YTX7L-BS | CT 1205, CT 1207.1, CT 1207.2 |
| Suzuki | AN650 Burgman | 2004 | GYZ16H, YTX14H-BS, YTX14-BS | CT 1214, EPS 1214 |
| Suzuki | SV1000, S | 2004 | GYZ16H, YTX14H-BS, YTX14-BS | CT 1214, EPS 1214 |
| Suzuki | DL1000 V-Strom, Adventure | 2004 | GYZ16H, YTX14H-BS, YTX14-BS | CT 1214, EPS 1214 |
| Suzuki | DR-Z400, E, S, SM | 2004 | YT7B-BS | CT 1208 |
| Suzuki | GSX-R1000, Z | 2004 | YTX12-BS | CT 1212 |
| Suzuki | DL650 V-Strom ABS, Adventure | 2004 | YTX12-BS | CT 1212 |
| Suzuki | SV650, S | 2004 | YTX12-BS | CT 1212 |
| Suzuki | VZ800 Marauder | 2004 | YTX12-BS | CT 1212 |
| Suzuki | GSF1200, S Bandit | 2004 | YTX12-BS | CT 1212 |
| Suzuki | VL800 Intruder Volusia, Boulevard C50, T, M50 | 2004 | YTX12-BS | CT 1212 |
| Suzuki | LS650 Savage, S40 | 2004 | YTX14AHL-BS, SYB14L-A2 | CT 1214.1 |
| Suzuki | Marauder, Boulevard M95 | 2004 | YTX20CH-BS, YTX16-BS | EPS 1218.1 |
| Suzuki | DR650SE | 2004 | YTX9-BS | CT 1209 |
| Suzuki | AN400 Burgman | 2004 | YTX9-BS | CT 1209 |
| Suzuki | GSX750F Katana | 2004 | YTX9-BS | CT 1209 |
| Suzuki | GSX-R600 | 2004 | YTX9-BS | CT 1209 |
| Suzuki | GSX600F Katana | 2004 | YTX9-BS | CT 1209 |
| Suzuki | DR-Z250 | 2004 | YTZ7S, YTX5L-BS | CT 1205, CT 1207.2 |
| Suzuki | GZ250 | 2004 | YTZ8V, YTX7L-BS | CT 1205, CT 1207.1, CT 1207.2 |
| Suzuki | DR200SE | 2004 | YTZ8V, YTX7L-BS | CT 1205, CT 1207.1, CT 1207.2 |
| Suzuki | DL1000 V-Strom, Adventure | 2003 | GYZ16H, YTX14H-BS, YTX14-BS | CT 1214, EPS 1214 |
| Suzuki | SV1000, S | 2003 | GYZ16H, YTX14H-BS, YTX14-BS | CT 1214, EPS 1214 |
| Suzuki | AN650 Burgman | 2003 | GYZ16H, YTX14H-BS, YTX14-BS | CT 1214, EPS 1214 |
| Suzuki | DR-Z400, E, S, SM | 2003 | YT7B-BS | CT 1208 |
| Suzuki | SV650, S | 2003 | YTX12-BS | CT 1212 |
| Suzuki | VL800 Intruder Volusia, Boulevard C50, T, M50 | 2003 | YTX12-BS | CT 1212 |
| Suzuki | VZ800 Marauder | 2003 | YTX12-BS | CT 1212 |
| Suzuki | GSX-R1000, Z | 2003 | YTX12-BS | CT 1212 |
| Suzuki | GSF1200, S Bandit | 2003 | YTX12-BS | CT 1212 |
| Suzuki | LS650 Savage, S40 | 2003 | YTX14AHL-BS, SYB14L-A2 | CT 1214.1 |
| Suzuki | AN400 Burgman | 2003 | YTX9-BS | CT 1209 |
| Suzuki | GSX600F Katana | 2003 | YTX9-BS | CT 1209 |
| Suzuki | GSX-R600 | 2003 | YTX9-BS | CT 1209 |

| МАРКА | МОДЕЛЬ МОТОЦИКЛА ИЛИ СКУТЕРА | ДАТА ВЫПУСКА | СООТВЕТСТВИЕ JIS-КОДУ | МОДЕЛЬ DELTA |
|--------|---|--------------|-----------------------------|-------------------------------|
| Suzuki | GSF600S Bandit | 2003 | YTX9-BS | CT 1209 |
| Suzuki | GSX750F Katana | 2003 | YTX9-BS | CT 1209 |
| Suzuki | DR650SE | 2003 | YTX9-BS | CT 1209 |
| Suzuki | DR-Z250 | 2003 | YTZ7S, YTX5L-BS | CT 1205, CT 1207.2 |
| Suzuki | GZ250 | 2003 | YTZ8V, YTX7L-BS | CT 1205, CT 1207.1, CT 1207.2 |
| Suzuki | DR200SE | 2003 | YTZ8V, YTX7L-BS | CT 1205, CT 1207.1, CT 1207.2 |
| Suzuki | DL1000 V-Strom, Adventure | 2002 | GYZ16H, YTX14H-BS, YTX14-BS | CT 1214, EPS 1214 |
| Suzuki | DR-Z400, E, S, SM | 2002 | YT7B-BS | CT 1208 |
| Suzuki | VL800 Intruder Volusia, Boulevard C50, T, M50 | 2002 | YTX12-BS | CT 1212 |
| Suzuki | VZ800 Marauder | 2002 | YTX12-BS | CT 1212 |
| Suzuki | GSF1200, S Bandit | 2002 | YTX12-BS | CT 1212 |
| Suzuki | GSX-R1000, Z | 2002 | YTX12-BS | CT 1212 |
| Suzuki | LS650 Savage, S40 | 2002 | YTX14AHL-BS, SYB14L-A2 | CT 1214.1 |
| Suzuki | GSX750F Katana | 2002 | YTX9-BS | CT 1209 |
| Suzuki | DR650SE | 2002 | YTX9-BS | CT 1209 |
| Suzuki | GSF600S Bandit | 2002 | YTX9-BS | CT 1209 |
| Suzuki | GSX-R600 | 2002 | YTX9-BS | CT 1209 |
| Suzuki | GSX600F Katana | 2002 | YTX9-BS | CT 1209 |
| Suzuki | DR-Z250 | 2002 | YTZ7S, YTX5L-BS | CT 1205, CT 1207.2 |
| Suzuki | DR200SE | 2002 | YTZ8V, YTX7L-BS | CT 1205, CT 1207.1, CT 1207.2 |
| Suzuki | GZ250 | 2002 | YTZ8V, YTX7L-BS | CT 1205, CT 1207.1, CT 1207.2 |
| Suzuki | DR-Z400, E, S, SM | 2001 | YT7B-BS | CT 1208 |
| Suzuki | GSX-R1000, Z | 2001 | YTX12-BS | CT 1212 |
| Suzuki | VZ800 Marauder | 2001 | YTX12-BS | CT 1212 |
| Suzuki | TL1000S | 2001 | YTX12-BS | CT 1212 |
| Suzuki | GSF1200, S Bandit | 2001 | YTX12-BS | CT 1212 |
| Suzuki | VL800 Intruder Volusia, Boulevard C50, T, M50 | 2001 | YTX12-BS | CT 1212 |
| Suzuki | GSX1100S Katana | 2001 | YTX14AHL-BS, SYB14L-A2 | CT 1214.1 |
| Suzuki | LS650 Savage, S40 | 2001 | YTX14AHL-BS, SYB14L-A2 | CT 1214.1 |
| Suzuki | DR650SE | 2001 | YTX9-BS | CT 1209 |
| Suzuki | GSX600F Katana | 2001 | YTX9-BS | CT 1209 |
| Suzuki | GSX-R600 | 2001 | YTX9-BS | CT 1209 |
| Suzuki | GSF600S Bandit | 2001 | YTX9-BS | CT 1209 |
| Suzuki | GSX750F Katana | 2001 | YTX9-BS | CT 1209 |
| Suzuki | DR-Z250 | 2001 | YTZ7S, YTX5L-BS | CT 1205, CT 1207.2 |
| Suzuki | DR200SE | 2001 | YTZ8V, YTX7L-BS | CT 1205, CT 1207.1, CT 1207.2 |
| Suzuki | GZ250 | 2001 | YTZ8V, YTX7L-BS | CT 1205, CT 1207.1, CT 1207.2 |
| Suzuki | DR-Z400, E, S, SM | 2000 | YT7B-BS | CT 1208 |
| Suzuki | GSF1200, S Bandit | 2000 | YTX12-BS | CT 1212 |
| Suzuki | VZ800 Marauder | 2000 | YTX12-BS | CT 1212 |
| Suzuki | TL1000S | 2000 | YTX12-BS | CT 1212 |
| Suzuki | GSX1100S Katana | 2000 | YTX14AHL-BS, SYB14L-A2 | CT 1214.1 |
| Suzuki | LS650 Savage, S40 | 2000 | YTX14AHL-BS, SYB14L-A2 | CT 1214.1 |
| Suzuki | DR650SE | 2000 | YTX9-BS | CT 1209 |
| Suzuki | GSX600F Katana | 2000 | YTX9-BS | CT 1209 |
| Suzuki | GSF600S Bandit | 2000 | YTX9-BS | CT 1209 |
| Suzuki | GSX-R600 | 2000 | YTX9-BS | CT 1209 |
| Suzuki | DR650SE | 2000 | YTX9-BS | CT 1209 |
| Suzuki | GSX750F Katana | 2000 | YTX9-BS | CT 1209 |
| Suzuki | DR200SE | 2000 | YTZ8V, YTX7L-BS | CT 1205, CT 1207.1, CT 1207.2 |
| Suzuki | GZ250 | 2000 | YTZ8V, YTX7L-BS | CT 1205, CT 1207.1, CT 1207.2 |
| Suzuki | TL1000S | 1999 | YTX12-BS | CT 1212 |
| Suzuki | VZ800 Marauder | 1999 | YTX12-BS | CT 1212 |
| Suzuki | GSF1200, S Bandit | 1999 | YTX12-BS | CT 1212 |
| Suzuki | LS650 Savage, S40 | 1999 | YTX14AHL-BS, SYB14L-A2 | CT 1214.1 |
| Suzuki | GSX1100S Katana | 1999 | YTX14AHL-BS, SYB14L-A2 | CT 1214.1 |

| МАРКА | МОДЕЛЬ МОТОЦИКЛА ИЛИ СКУТЕРА | ДАТА ВЫПУСКА | СООТВЕТСТВИЕ JIS-КОДУ | МОДЕЛЬ DELTA |
|--------|------------------------------|--------------|------------------------|-------------------------------|
| Suzuki | GSX-R750 | 1999 | YTX9-BS | CT 1209 |
| Suzuki | GSF600S Bandit | 1999 | YTX9-BS | CT 1209 |
| Suzuki | GSX-R600 | 1999 | YTX9-BS | CT 1209 |
| Suzuki | GSX600F Katana | 1999 | YTX9-BS | CT 1209 |
| Suzuki | GSX750F Katana | 1999 | YTX9-BS | CT 1209 |
| Suzuki | DR650SE | 1999 | YTX9-BS | CT 1209 |
| Suzuki | GZ250 | 1999 | YTZ8V, YTX7L-BS | CT 1205, CT 1207.1, CT 1207.2 |
| Suzuki | DR200SE | 1999 | YTZ8V, YTX7L-BS | CT 1205, CT 1207.1, CT 1207.2 |
| Suzuki | DR350SE | 1999 | YTZ8V, YTX7L-BS | CT 1205, CT 1207.1, CT 1207.2 |
| Suzuki | VZ800 Marauder | 1998 | YTX12-BS | CT 1212 |
| Suzuki | GSF1200, S Bandit | 1998 | YTX12-BS | CT 1212 |
| Suzuki | GSX-R1100 W | 1998 | YTX12-BS | CT 1212 |
| Suzuki | TL1000S | 1998 | YTX12-BS | CT 1212 |
| Suzuki | GSX1100S Katana | 1998 | YTX14AHL-BS, SYB14L-A2 | CT 1214.1 |
| Suzuki | LS650 Savage, S40 | 1998 | YTX14AHL-BS, SYB14L-A2 | CT 1214.1 |
| Suzuki | GSF600S Bandit | 1998 | YTX9-BS | CT 1209 |
| Suzuki | GSX-R600 | 1998 | YTX9-BS | CT 1209 |
| Suzuki | GSX-R750 | 1998 | YTX9-BS | CT 1209 |
| Suzuki | GSX600F Katana | 1998 | YTX9-BS | CT 1209 |
| Suzuki | GSX750F Katana | 1998 | YTX9-BS | CT 1209 |
| Suzuki | DR650SE | 1998 | YTX9-BS | CT 1209 |
| Suzuki | DR350SE | 1998 | YTZ8V, YTX7L-BS | CT 1205, CT 1207.1, CT 1207.2 |
| Suzuki | DR200SE | 1998 | YTZ8V, YTX7L-BS | CT 1205, CT 1207.1, CT 1207.2 |
| Suzuki | GSX-R1100 W | 1997 | YTX12-BS | CT 1212 |
| Suzuki | TL1000S | 1997 | YTX12-BS | CT 1212 |
| Suzuki | VZ800 Marauder | 1997 | YTX12-BS | CT 1212 |
| Suzuki | GSF1200, S Bandit | 1997 | YTX12-BS | CT 1212 |
| Suzuki | GSX1100S Katana | 1997 | YTX14AHL-BS, SYB14L-A2 | CT 1214.1 |
| Suzuki | LS650 Savage, S40 | 1997 | YTX14AHL-BS, SYB14L-A2 | CT 1214.1 |
| Suzuki | GSX750F Katana | 1997 | YTX14AHL-BS, YB14L-B2 | CT 1214.1 |
| Suzuki | GSF600S Bandit | 1997 | YTX9-BS | CT 1209 |
| Suzuki | RF900, R, S, ZS | 1997 | YTX9-BS | CT 1209 |
| Suzuki | DR650SE (CN) | 1997 | YTX9-BS | CT 1209 |
| Suzuki | GSX-R750 | 1997 | YTX9-BS | CT 1209 |
| Suzuki | GSX-R600 | 1997 | YTX9-BS | CT 1209 |
| Suzuki | DR200SE | 1997 | YTZ8V, YTX7L-BS | CT 1205, CT 1207.1, CT 1207.2 |
| Suzuki | DR350SE | 1997 | YTZ8V, YTX7L-BS | CT 1205, CT 1207.1, CT 1207.2 |
| Suzuki | GSX-R1100 W | 1996 | YTX12-BS | CT 1212 |
| Suzuki | LS650 Savage, S40 | 1996 | YTX14AHL-BS, SYB14L-A2 | CT 1214.1 |
| Suzuki | GSX1100S Katana | 1996 | YTX14AHL-BS, SYB14L-A2 | CT 1214.1 |
| Suzuki | GSX750F Katana | 1996 | YTX14AHL-BS, YB14L-B2 | CT 1214.1 |
| Suzuki | RF900, R, S, ZS | 1996 | YTX9-BS | CT 1209 |
| Suzuki | GSX-R750 | 1996 | YTX9-BS | CT 1209 |
| Suzuki | GSF600S Bandit | 1996 | YTX9-BS | CT 1209 |
| Suzuki | DR650SE (CN) | 1996 | YTX9-BS | CT 1209 |
| Suzuki | RF600R, S | 1996 | YTX9-BS | CT 1209 |
| Suzuki | DR350S | 1996 | YTZ5S-BS, YTX4L-BS | CT 1204 |
| Suzuki | DR125, SE, SES | 1996 | YTZ8V, YTX7L-BS | CT 1205, CT 1207.1, CT 1207.2 |
| Suzuki | DR200SE | 1996 | YTZ8V, YTX7L-BS | CT 1205, CT 1207.1, CT 1207.2 |
| Suzuki | DR350SE | 1996 | YTZ8V, YTX7L-BS | CT 1205, CT 1207.1, CT 1207.2 |
| Suzuki | DR650S ER, ES | 1995 | YTX12-BS | CT 1212 |
| Suzuki | GSX-R1100 W | 1995 | YTX12-BS | CT 1212 |
| Suzuki | GSX1100S Katana | 1995 | YTX14AHL-BS, SYB14L-A2 | CT 1214.1 |
| Suzuki | LS650 Savage, S40 | 1995 | YTX14AHL-BS, SYB14L-A2 | CT 1214.1 |
| Suzuki | GSX750F Katana | 1995 | YTX14AHL-BS, YB14L-B2 | CT 1214.1 |
| Suzuki | RF900, R, S, ZS | 1995 | YTX9-BS | CT 1209 |
| Suzuki | RF600R, S | 1995 | YTX9-BS | CT 1209 |

| МАРКА | МОДЕЛЬ МОТОЦИКЛА ИЛИ СКУТЕРА | ДАТА ВЫПУСКА | СООТВЕТСТВИЕ JIS-КОДУ | МОДЕЛЬ DELTA |
|--------|------------------------------|--------------|-----------------------------|-------------------------------|
| Suzuki | GSXR750W | 1995 | YTX9-BS | CT 1209 |
| Suzuki | DR350S | 1995 | YTZ5S-BS, YTX4L-BS | CT 1204 |
| Suzuki | DR250S EP, ER, ES | 1995 | YTZ8V, YTX7L-BS | CT 1205, CT 1207.1, CT 1207.2 |
| Suzuki | DR350SE | 1995 | YTZ8V, YTX7L-BS | CT 1205, CT 1207.1, CT 1207.2 |
| Suzuki | DR125, SE, SES | 1995 | YTZ8V, YTX7L-BS | CT 1205, CT 1207.1, CT 1207.2 |
| Suzuki | GSX-R1100 W | 1994 | YTX12-BS | CT 1212 |
| Suzuki | DR650S ER, ES | 1994 | YTX12-BS | CT 1212 |
| Suzuki | LS650 Savage, S40 | 1994 | YTX14AHL-BS, SYB14L-A2 | CT 1214.1 |
| Suzuki | GSX1100S Katana | 1994 | YTX14AHL-BS, SYB14L-A2 | CT 1214.1 |
| Suzuki | GSX750F Katana | 1994 | YTX14AHL-BS, YB14L-B2 | CT 1214.1 |
| Suzuki | GSXR750W | 1994 | YTX9-BS | CT 1209 |
| Suzuki | RF600R, S | 1994 | YTX9-BS | CT 1209 |
| Suzuki | RF900, R, S, ZS | 1994 | YTX9-BS | CT 1209 |
| Suzuki | DR350S | 1994 | YTZ5S-BS, YTX4L-BS | CT 1204 |
| Suzuki | DR125, SE, SES | 1994 | YTZ8V, YTX7L-BS | CT 1205, CT 1207.1, CT 1207.2 |
| Suzuki | RV125 SE, R | 1994 | YTZ8V, YTX7L-BS | CT 1205, CT 1207.1, CT 1207.2 |
| Suzuki | DR250S EP, ER, ES | 1994 | YTZ8V, YTX7L-BS | CT 1205, CT 1207.1, CT 1207.2 |
| Suzuki | DR350SE | 1994 | YTZ8V, YTX7L-BS | CT 1205, CT 1207.1, CT 1207.2 |
| Suzuki | GSX1100G | 1993 | GYZ16H, YTX14H-BS, YTX14-BS | CT 1214, EPS 1214 |
| Suzuki | VX800 | 1993 | YB16B-A | CT 1214, EPS 1214 |
| Suzuki | GSX-R1100 W | 1993 | YTX12-BS | CT 1212 |
| Suzuki | GSXR750W | 1993 | YTX12-BS | CT 1212 |
| Suzuki | LS650 Savage, S40 | 1993 | YTX14AHL-BS, SYB14L-A2 | CT 1214.1 |
| Suzuki | GSX1100S Katana | 1993 | YTX14AHL-BS, SYB14L-A2 | CT 1214.1 |
| Suzuki | GSX750F Katana | 1993 | YTX14AHL-BS, YB14L-B2 | CT 1214.1 |
| Suzuki | GSX1100F Katana | 1993 | YTX14AHL-BS, YB14L-B2 | CT 1214.1 |
| Suzuki | DR650S N, P | 1993 | YTX4L-BS | CT 1204, CT 1205, CT 1207.2 |
| Suzuki | GSF400 Bandit | 1993 | YTX9-BS | CT 1209 |
| Suzuki | GSX-R600W | 1993 | YTX9-BS | CT 1209 |
| Suzuki | DR350S | 1993 | YTZ5S-BS, YTX4L-BS | CT 1204 |
| Suzuki | DR250S EP, ER, ES | 1993 | YTZ8V, YTX7L-BS | CT 1205, CT 1207.1, CT 1207.2 |
| Suzuki | GSX1100G | 1992 | GYZ16H, YTX14H-BS, YTX14-BS | CT 1214, EPS 1214 |
| Suzuki | VX800 | 1992 | YB16B-A | CT 1214, EPS 1214 |
| Suzuki | GSX-R1100 | 1992 | YTX14AHL-BS, SYB14L-A2 | CT 1214.1 |
| Suzuki | LS650 Savage, S40 | 1992 | YTX14AHL-BS, SYB14L-A2 | CT 1214.1 |
| Suzuki | GSX1100S Katana | 1992 | YTX14AHL-BS, SYB14L-A2 | CT 1214.1 |
| Suzuki | GSX-R750 | 1992 | YTX14AHL-BS, SYB14L-A2 | CT 1214.1 |
| Suzuki | GSX1100F Katana | 1992 | YTX14AHL-BS, YB14L-B2 | CT 1214.1 |
| Suzuki | GSX750F Katana | 1992 | YTX14AHL-BS, YB14L-B2 | CT 1214.1 |
| Suzuki | DR650S N, P | 1992 | YTX4L-BS | CT 1204, CT 1205, CT 1207.2 |
| Suzuki | GSX-R600W | 1992 | YTX9-BS | CT 1209 |
| Suzuki | GSF400 Bandit | 1992 | YTX9-BS | CT 1209 |
| Suzuki | DR350S | 1992 | YTZ5S-BS, YTX4L-BS | CT 1204 |
| Suzuki | DR250S | 1992 | YTZ5S-BS, YTX4L-BS | CT 1204 |
| Suzuki | GSX1100G | 1991 | GYZ16H, YTX14H-BS, YTX14-BS | CT 1214, EPS 1214 |
| Suzuki | VX800 | 1991 | YB16B-A | CT 1214, EPS 1214 |
| Suzuki | DR650S | 1991 | YB5L-B | CT 1205.1 |
| Suzuki | GSX-R1100 | 1991 | YTX14AHL-BS, SYB14L-A2 | CT 1214.1 |
| Suzuki | LS650 Savage, S40 | 1991 | YTX14AHL-BS, SYB14L-A2 | CT 1214.1 |
| Suzuki | GSX1100S Katana | 1991 | YTX14AHL-BS, SYB14L-A2 | CT 1214.1 |
| Suzuki | GSX-R750 | 1991 | YTX14AHL-BS, SYB14L-A2 | CT 1214.1 |
| Suzuki | GSX1100F Katana | 1991 | YTX14AHL-BS, YB14L-B2 | CT 1214.1 |
| Suzuki | GSX750F Katana | 1991 | YTX14AHL-BS, YB14L-B2 | CT 1214.1 |
| Suzuki | GSF400 Bandit | 1991 | YTX9-BS | CT 1209 |
| Suzuki | DR350S | 1991 | YTZ5S-BS, YTX4L-BS | CT 1204 |
| Suzuki | DR250S | 1991 | YTZ5S-BS, YTX4L-BS | CT 1204 |
| Suzuki | VX800 | 1990 | YB16B-A | CT 1214, EPS 1214 |

| МАРКА | МОДЕЛЬ МОТОЦИКЛА ИЛИ СКУТЕРА | ДАТА ВЫПУСКА | СООТВЕТСТВИЕ JIS-КОДУ | МОДЕЛЬ DELTA |
|--------|------------------------------|--------------|--------------------------|-------------------|
| Suzuki | DR650S | 1990 | YB5L-B | CT 1205.1 |
| Suzuki | GSX-R750 | 1990 | YTX14AHL-BS, SYB14L-A2 | CT 1214.1 |
| Suzuki | LS650 Savage, S40 | 1990 | YTX14AHL-BS, SYB14L-A2 | CT 1214.1 |
| Suzuki | GSX1100S Katana | 1990 | YTX14AHL-BS, SYB14L-A2 | CT 1214.1 |
| Suzuki | GSX-R1100 | 1990 | YTX14AHL-BS, SYB14L-A2 | CT 1214.1 |
| Suzuki | GSX1100F Katana | 1990 | YTX14AHL-BS, YB14L-B2 | CT 1214.1 |
| Suzuki | GSX750F Katana | 1990 | YTX14AHL-BS, YB14L-B2 | CT 1214.1 |
| Suzuki | DR250S | 1990 | YTZ5S-BS, YTX4L-BS | CT 1204 |
| Suzuki | DR350S | 1990 | YTZ5S-BS, YTX4L-BS | CT 1204 |
| Suzuki | LS650 Savage, S40 | 1989 | YTX14AHL-BS, SYB14L-A2 | CT 1214.1 |
| Suzuki | GSX-R750 | 1989 | YTX14AHL-BS, SYB14L-A2 | CT 1214.1 |
| Suzuki | GSX-R1100 | 1989 | YTX14AHL-BS, SYB14L-A2 | CT 1214.1 |
| Suzuki | GSX1100S Katana | 1989 | YTX14AHL-BS, SYB14L-A2 | CT 1214.1 |
| Suzuki | GSX750F Katana | 1989 | YTX14AHL-BS, YB14L-B2 | CT 1214.1 |
| Suzuki | GSX1100F Katana | 1989 | YTX14AHL-BS, YB14L-B2 | CT 1214.1 |
| Suzuki | GSX1100S Katana | 1988 | YTX14AHL-BS, SYB14L-A2 | CT 1214.1 |
| Suzuki | LS650 Savage, S40 | 1988 | YTX14AHL-BS, SYB14L-A2 | CT 1214.1 |
| Suzuki | GSX-R750 | 1988 | YTX14AHL-BS, SYB14L-A2 | CT 1214.1 |
| Suzuki | GSX-R1100 | 1988 | YTX14AHL-BS, SYB14L-A2 | CT 1214.1 |
| Suzuki | GSX1100F Katana | 1988 | YTX14AHL-BS, YB14L-B2 | CT 1214.1 |
| Suzuki | GV1400GC, D, T Cavalcade | 1988 | YTX24HL-BS, SY50-N18L-AT | CT 1220, EPS 1220 |
| Suzuki | LS650 Savage, S40 | 1987 | YTX14AHL-BS, SYB14L-A2 | CT 1214.1 |
| Suzuki | GSX1100S Katana | 1987 | YTX14AHL-BS, SYB14L-A2 | CT 1214.1 |
| Suzuki | GSX-R750 | 1987 | YTX14AHL-BS, SYB14L-A2 | CT 1214.1 |
| Suzuki | GSX-R1100 | 1987 | YTX14AHL-BS, SYB14L-A2 | CT 1214.1 |
| Suzuki | GV1400GC, D, T Cavalcade | 1987 | YTX24HL-BS, SY50-N18L-AT | CT 1220, EPS 1220 |
| Suzuki | GS550E, ES, L | 1986 | YB10L-B | CT 1210 |
| Suzuki | GSX1100S Katana | 1986 | YTX14AHL-BS, SYB14L-A2 | CT 1214.1 |
| Suzuki | LS650 Savage, S40 | 1986 | YTX14AHL-BS, SYB14L-A2 | CT 1214.1 |
| Suzuki | GSX-R1100 | 1986 | YTX14AHL-BS, SYB14L-A2 | CT 1214.1 |
| Suzuki | GSX-R750 | 1986 | YTX14AHL-BS, SYB14L-A2 | CT 1214.1 |
| Suzuki | GS1150E, S | 1986 | YTX14AHL-BS, YB14L-B2 | CT 1214.1 |
| Suzuki | GV1200GL Madura | 1986 | YTX14AHL-BS, YB14L-B2 | CT 1214.1 |
| Suzuki | GV1400GC, D, T Cavalcade | 1986 | YTX24HL-BS, SY50-N18L-AT | CT 1220, EPS 1220 |
| Suzuki | GS550E, ES, L | 1985 | YB10L-B | CT 1210 |
| Suzuki | SP600 | 1985 | YB5L-B | CT 1205.1 |
| Suzuki | GS700E, GS700ES | 1985 | YTX14AHL-BS, SYB14L-A2 | CT 1214.1 |
| Suzuki | GSX1100S Katana | 1985 | YTX14AHL-BS, SYB14L-A2 | CT 1214.1 |
| Suzuki | GS1150E, S | 1985 | YTX14AHL-BS, YB14L-B2 | CT 1214.1 |
| Suzuki | GV700GL Madura | 1985 | YTX14AHL-BS, YB14L-B2 | CT 1214.1 |
| Suzuki | GV1200GL Madura | 1985 | YTX14AHL-BS, YB14L-B2 | CT 1214.1 |
| Suzuki | GS550E, ES, L | 1984 | YB10L-B | CT 1210 |
| Suzuki | GS1100G, K, L, Katana | 1984 | YTX14AHL-BS, SYB14L-A2 | CT 1214.1 |
| Suzuki | GSX1100S Katana | 1984 | YTX14AHL-BS, SYB14L-A2 | CT 1214.1 |
| Suzuki | GS1150E, S | 1984 | YTX14AHL-BS, YB14L-B2 | CT 1214.1 |
| Suzuki | GS550E, ES, L | 1983 | YB10L-B | CT 1210 |
| Suzuki | XN85 Turbo | 1983 | YTX14AHL-BS, SYB14L-A2 | CT 1214.1 |
| Suzuki | GS750, Katana | 1983 | YTX14AHL-BS, SYB14L-A2 | CT 1214.1 |
| Suzuki | GSX1100S Katana | 1983 | YTX14AHL-BS, SYB14L-A2 | CT 1214.1 |
| Suzuki | GS1100G, K, L, Katana | 1983 | YTX14AHL-BS, SYB14L-A2 | CT 1214.1 |
| Suzuki | GS1100E, S | 1983 | YTX14AHL-BS, SYB14L-A2 | CT 1214.1 |
| Suzuki | GS650 (All) | 1983 | YTX14AHL-BS, SYB14L-A2 | CT 1214.1 |
| Suzuki | GR650 Tempter, X | 1983 | YTX14AHL-BS, SYB14L-A2 | CT 1214.1 |
| Suzuki | GS850G, GL | 1983 | YTX14AHL-BS, SYB14L-A2 | CT 1214.1 |
| Suzuki | GS1150E, S | 1983 | YTX14AHL-BS, YB14L-B2 | CT 1214.1 |
| Suzuki | GSX1100S Katana | 1982 | YTX14AHL-BS, SYB14L-A2 | CT 1214.1 |
| Suzuki | GS650 (All) | 1982 | YTX14AHL-BS, SYB14L-A2 | CT 1214.1 |

| МАРКА | МОДЕЛЬ МОТОЦИКЛА ИЛИ СКУТЕРА | ДАТА ВЫПУСКА | СООТВЕТСТВИЕ JIS-КОДУ | МОДЕЛЬ DELTA |
|--------|------------------------------|--------------|------------------------|--------------------|
| Suzuki | GS850G, GL | 1982 | YTX14AHL-BS, SYB14L-A2 | CT 1214.1 |
| Suzuki | GS750, Katana | 1982 | YTX14AHL-BS, SYB14L-A2 | CT 1214.1 |
| Suzuki | GS1100G, K, L, Katana | 1982 | YTX14AHL-BS, SYB14L-A2 | CT 1214.1 |
| Suzuki | GS1100E, S | 1982 | YTX14AHL-BS, SYB14L-A2 | CT 1214.1 |
| Suzuki | GS1000 | 1982 | YTX14AHL-BS, SYB14L-A2 | CT 1214.1 |
| Suzuki | GS1000 | 1981 | YTX14AHL-BS, SYB14L-A2 | CT 1214.1 |
| Suzuki | GS750, Katana | 1981 | YTX14AHL-BS, SYB14L-A2 | CT 1214.1 |
| Suzuki | GSX1100S Katana | 1981 | YTX14AHL-BS, SYB14L-A2 | CT 1214.1 |
| Suzuki | GS850G, GL | 1981 | YTX14AHL-BS, SYB14L-A2 | CT 1214.1 |
| Suzuki | GS650 (All) | 1981 | YTX14AHL-BS, SYB14L-A2 | CT 1214.1 |
| Suzuki | GS1100E, S | 1981 | YTX14AHL-BS, SYB14L-A2 | CT 1214.1 |
| Suzuki | GS750, Katana | 1980 | YTX14AHL-BS, SYB14L-A2 | CT 1214.1 |
| Suzuki | GS850G, GL | 1980 | YTX14AHL-BS, SYB14L-A2 | CT 1214.1 |
| Suzuki | GS1100E, S | 1980 | YTX14AHL-BS, SYB14L-A2 | CT 1214.1 |
| Suzuki | GS1000 | 1980 | YTX14AHL-BS, SYB14L-A2 | CT 1214.1 |
| Suzuki | T350 Series | 1979 | YB5L-B | CT 1205.1 |
| Suzuki | GS850G, GL | 1979 | YTX14AHL-BS, SYB14L-A2 | CT 1214.1 |
| Suzuki | GS1000 | 1979 | YTX14AHL-BS, SYB14L-A2 | CT 1214.1 |
| Suzuki | GS750, Katana | 1979 | YTX14AHL-BS, SYB14L-A2 | CT 1214.1 |
| Suzuki | GS1000 | 1978 | YTX14AHL-BS, SYB14L-A2 | CT 1214.1 |
| Suzuki | GS750, Katana | 1978 | YTX14AHL-BS, SYB14L-A2 | CT 1214.1 |
| Suzuki | GT250 Hustler | 1977 | YB5L-B | CT 1205.1 |
| Suzuki | GT750 LeMans | 1977 | YTX14AHL-BS, SYB14L-A2 | CT 1214.1 |
| Suzuki | GS750, Katana | 1977 | YTX14AHL-BS, SYB14L-A2 | CT 1214.1 |
| Suzuki | GT250 Hustler | 1976 | YB5L-B | CT 1205.1 |
| Suzuki | GT750 LeMans | 1976 | YTX14AHL-BS, SYB14L-A2 | CT 1214.1 |
| Suzuki | TS400 Apache | 1975 | YB5L-B | CT 1205.1 |
| Suzuki | GT250 Hustler | 1975 | YB5L-B | CT 1205.1 |
| Suzuki | GT750 LeMans | 1975 | YTX14AHL-BS, SYB14L-A2 | CT 1214.1 |
| Suzuki | TS400 Apache | 1974 | YB5L-B | CT 1205.1 |
| Suzuki | GT250 Hustler | 1974 | YB5L-B | CT 1205.1 |
| Suzuki | GT750 LeMans | 1974 | YTX14AHL-BS, SYB14L-A2 | CT 1214.1 |
| Suzuki | GT250 Hustler | 1973 | YB5L-B | CT 1205.1 |
| Suzuki | TS400 Apache | 1973 | YB5L-B | CT 1205.1 |
| Suzuki | GT750 LeMans | 1973 | YTX14AHL-BS, SYB14L-A2 | CT 1214.1 |
| Suzuki | T250, T250-II, T250J, T250R | 1972 | YB5L-B | CT 1205.1 |
| Suzuki | TS400 Apache | 1972 | YB5L-B | CT 1205.1 |
| Suzuki | GT750 LeMans | 1972 | YTX14AHL-BS, SYB14L-A2 | CT 1214.1 |
| Suzuki | Scrambler TC250 | 1969 | YB5L-B | CT 1205.1 |
| Suzuki | Scramble TC305 | 1969 | YB5L-B | CT 1205.1 |
| Suzuki | T305 | 1969 | YB5L-B | CT 1205.1 |
| Suzuki | Model T20 | 1969 | YB5L-B | CT 1205.1 |
| SYM | | | | |
| SYM | MIO 50 | 2013 | YTX7A-BS | CT 1207 |
| SYM | HD200 | 2013 | YTX9-BS | CT 1209 |
| SYM | RV250 | 2012 | YTX12-BS | CT 1212 |
| SYM | MIO 50 | 2012 | YTX7A-BS | CT 1207 |
| SYM | FiddleII50 | 2012 | YTX7A-BS | CT 1207 |
| SYM | HD200 | 2012 | YTX9-BS | CT 1209 |
| SYM | JetEuro 50 | 2012 | YTZ7S, YTX5L-BS | CT 1205, CT 1207.2 |
| SYM | RV250 | 2011 | YTX12-BS | CT 1212 |
| SYM | FiddleII125 | 2011 | YTX7A-BS | CT 1207 |
| SYM | FiddleII50 | 2011 | YTX7A-BS | CT 1207 |
| SYM | MIO 50 | 2011 | YTX7A-BS | CT 1207 |
| SYM | SYMply50 | 2011 | YTX7A-BS | CT 1207 |
| SYM | HD125 | 2011 | YTX9-BS | CT 1209 |
| SYM | HD200 | 2011 | YTX9-BS | CT 1209 |

| МАРКА | МОДЕЛЬ МОТОЦИКЛА ИЛИ СКУТЕРА | ДАТА ВЫПУСКА | СООТВЕТСТВИЕ JIS-КОДУ | МОДЕЛЬ DELTA |
|--------------------|------------------------------|--------------|--------------------------------|---------------------|
| SYM | JetEuro 50 | 2011 | YTZ7S, YTX5L-BS | CT 1205, CT 1207.2 |
| SYM | RV250 | 2010 | YTX12-BS | CT 1212 |
| SYM | FiddleI150 | 2010 | YTX7A-BS | CT 1207 |
| SYM | MIO 50 | 2010 | YTX7A-BS | CT 1207 |
| SYM | SYMply50 | 2010 | YTX7A-BS | CT 1207 |
| SYM | FiddleI125 | 2010 | YTX7A-BS | CT 1207 |
| SYM | HD125 | 2010 | YTX9-BS | CT 1209 |
| SYM | HD200 | 2010 | YTX9-BS | CT 1209 |
| SYM | RS50 | 2010 | YTZ5S-BS, YTX4L-BS | CT 1204 |
| SYM | JetEuro 50 | 2010 | YTZ7S, YTX5L-BS | CT 1205, CT 1207.2 |
| TGB/WINKING | | | | |
| TGB/WINKING | 50 Akros | 1997 | YT4L-BS, YTX4L-BS, YT4L-BS | CT 1204 |
| TGB/WINKING | 50 Ergon | 1997 | YT4L-BS, YTX4L-BS, YT4L-BS | CT 1204 |
| TGB/WINKING | AS25 Bunny | 1996 | YT4L-BS, YTX4L-BS, YT4L-BS | CT 1204 |
| TGB/WINKING | AS50 X Kurier | 1995 | YT4L-BS, YTX4L-BS, YT4L-BS | CT 1204 |
| TGB/WINKING | AS50 X Bunny | 1994 - 1995 | YT4L-BS, YTX4L-BS, YT4L-BS | CT 1204 |
| TGB/WINKING | AT50 Bunny Gespann | 1993 - 1994 | YT4L-BS, YTX4L-BS, YT4L-BS | CT 1204 |
| TGB/WINKING | AT50 Bunny | 1993 | YT4L-BS, YTX4L-BS, YT4L-BS | CT 1204 |
| TRIUMPH | | | | |
| Triumph | Bonneville, Tiger | ALLYEARS | YB9-B | CT 1210 |
| Triumph | Speed Triple, R | 2018 | GYZ16H, YTX14H-BS, YTX14-BS | CT 1214, EPS 1214 |
| Triumph | Sprint GT | 2018 | GYZ16H, YTX14H-BS, YTX14-BS | CT 1214, EPS 1214 |
| Triumph | Tiger | 2018 | GYZ16H, YTX14H-BS, YTX14-BS | CT 1214, EPS 1214 |
| Triumph | Tiger Explorer | 2018 | GYZ20HL, YTX20HL-BS, YTX20L-BS | CT 12201, EPS 12201 |
| Triumph | Rocket III | 2018 | GYZ20HL, YTX20HL-BS, YTX20L-BS | CT 12201, EPS 12201 |
| Triumph | Thunderbird | 2018 | GYZ20HL, YTX20HL-BS, YTX20L-BS | CT 12201, EPS 12201 |
| Triumph | Bonneville, T100, SE, FI | 2018 | YTX12-BS | CT 1212 |
| Triumph | Street Triple, R | 2018 | YTX9-BS | CT 1209 |
| Triumph | Sprint GT | 2017 | GYZ16H, YTX14H-BS, YTX14-BS | CT 1214, EPS 1214 |
| Triumph | Speed Triple, R | 2017 | GYZ16H, YTX14H-BS, YTX14-BS | CT 1214, EPS 1214 |
| Triumph | Tiger | 2017 | GYZ16H, YTX14H-BS, YTX14-BS | CT 1214, EPS 1214 |
| Triumph | Rocket III | 2017 | GYZ20HL, YTX20HL-BS, YTX20L-BS | CT 12201, EPS 12201 |
| Triumph | Tiger Explorer | 2017 | GYZ20HL, YTX20HL-BS, YTX20L-BS | CT 12201, EPS 12201 |
| Triumph | Thunderbird | 2017 | GYZ20HL, YTX20HL-BS, YTX20L-BS | CT 12201, EPS 12201 |
| Triumph | Trophy | 2017 | GYZ20HL, YTX20HL-BS, YTX20L-BS | CT 12201, EPS 12201 |
| Triumph | Bonneville, T100, SE, FI | 2017 | YTX12-BS | CT 1212 |
| Triumph | Tiger 800 | 2017 | YTX16-BS | CT 1214, EPS 1214 |
| Triumph | Street Triple, R | 2017 | YTX9-BS | CT 1209 |
| Triumph | Bonneville | 2017 | YTX9-BS | CT 1209 |
| Triumph | Sprint GT | 2016 | GYZ16H, YTX14H-BS, YTX14-BS | CT 1214, EPS 1214 |
| Triumph | Tiger | 2016 | GYZ16H, YTX14H-BS, YTX14-BS | CT 1214, EPS 1214 |
| Triumph | Speed Triple, R | 2016 | GYZ16H, YTX14H-BS, YTX14-BS | CT 1214, EPS 1214 |
| Triumph | Tiger Explorer | 2016 | GYZ20HL, YTX20HL-BS, YTX20L-BS | CT 12201, EPS 12201 |
| Triumph | Trophy | 2016 | GYZ20HL, YTX20HL-BS, YTX20L-BS | CT 12201, EPS 12201 |
| Triumph | Thunderbird | 2016 | GYZ20HL, YTX20HL-BS, YTX20L-BS | CT 12201, EPS 12201 |
| Triumph | Rocket III | 2016 | GYZ20HL, YTX20HL-BS, YTX20L-BS | CT 12201, EPS 12201 |
| Triumph | Bonneville, T100, SE, FI | 2016 | YT12B-BS | CT 1212.1 |
| Triumph | Scrambler | 2016 | YTX12-BS | CT 1212 |
| Triumph | Thrupton | 2016 | YTX12-BS | CT 1212 |
| Triumph | Tiger 800 | 2016 | YTX16-BS | CT 1214, EPS 1214 |
| Triumph | Daytona 675, R | 2016 | YTX9-BS | CT 1209 |
| Triumph | Street Triple, R | 2016 | YTX9-BS | CT 1209 |
| Triumph | Sprint GT | 2015 | GYZ16H, YTX14H-BS, YTX14-BS | CT 1214, EPS 1214 |
| Triumph | Speed Triple, R | 2015 | GYZ16H, YTX14H-BS, YTX14-BS | CT 1214, EPS 1214 |
| Triumph | Tiger | 2015 | GYZ16H, YTX14H-BS, YTX14-BS | CT 1214, EPS 1214 |
| Triumph | Rocket III | 2015 | GYZ20HL, YTX20HL-BS, YTX20L-BS | CT 12201, EPS 12201 |

| МАРКА | МОДЕЛЬ МОТОЦИКЛА ИЛИ СКУТЕРА | ДАТА ВЫПУСКА | СООТВЕТСТВИЕ JIS-КОДУ | МОДЕЛЬ DELTA |
|---------|------------------------------|--------------|--------------------------------|---------------------|
| Triumph | Thunderbird | 2015 | GYZ20HL, YTX20HL-BS, YTX20L-BS | CT 12201, EPS 12201 |
| Triumph | Tiger Explorer | 2015 | GYZ20HL, YTX20HL-BS, YTX20L-BS | CT 12201, EPS 12201 |
| Triumph | Trophy | 2015 | GYZ20HL, YTX20HL-BS, YTX20L-BS | CT 12201, EPS 12201 |
| Triumph | Bonneville, T100, SE, FI | 2015 | YT12B-BS | CT 1212.1 |
| Triumph | Thrupton | 2015 | YTX12-BS | CT 1212 |
| Triumph | Speedmaster | 2015 | YTX12-BS | CT 1212 |
| Triumph | Scrambler | 2015 | YTX12-BS | CT 1212 |
| Triumph | Tiger 800 | 2015 | YTX16-BS | CT 1214, EPS 1214 |
| Triumph | Daytona 675, R | 2015 | YTX9-BS | CT 1209 |
| Triumph | Street Triple, R | 2015 | YTX9-BS | CT 1209 |
| Triumph | Speed Triple, R | 2014 | GYZ16H, YTX14H-BS, YTX14-BS | CT 1214, EPS 1214 |
| Triumph | Tiger | 2014 | GYZ16H, YTX14H-BS, YTX14-BS | CT 1214, EPS 1214 |
| Triumph | Sprint GT | 2014 | GYZ16H, YTX14H-BS, YTX14-BS | CT 1214, EPS 1214 |
| Triumph | Rocket III | 2014 | GYZ20HL, YTX20HL-BS, YTX20L-BS | CT 12201, EPS 12201 |
| Triumph | Thunderbird | 2014 | GYZ20HL, YTX20HL-BS, YTX20L-BS | CT 12201, EPS 12201 |
| Triumph | Trophy | 2014 | GYZ20HL, YTX20HL-BS, YTX20L-BS | CT 12201, EPS 12201 |
| Triumph | Tiger Explorer | 2014 | GYZ20HL, YTX20HL-BS, YTX20L-BS | CT 12201, EPS 12201 |
| Triumph | Bonneville, T100, SE, FI | 2014 | YT12B-BS | CT 1212.1 |
| Triumph | Scrambler | 2014 | YTX12-BS | CT 1212 |
| Triumph | Thrupton | 2014 | YTX12-BS | CT 1212 |
| Triumph | Speedmaster | 2014 | YTX12-BS | CT 1212 |
| Triumph | Tiger 800 | 2014 | YTX16-BS | CT 1214, EPS 1214 |
| Triumph | Daytona 675, R | 2014 | YTX9-BS | CT 1209 |
| Triumph | Street Triple, R | 2014 | YTX9-BS | CT 1209 |
| Triumph | Tiger | 2013 | GYZ16H, YTX14H-BS, YTX14-BS | CT 1214, EPS 1214 |
| Triumph | Speed Triple, R | 2013 | GYZ16H, YTX14H-BS, YTX14-BS | CT 1214, EPS 1214 |
| Triumph | Sprint GT | 2013 | GYZ16H, YTX14H-BS, YTX14-BS | CT 1214, EPS 1214 |
| Triumph | Tiger Explorer | 2013 | GYZ20HL, YTX20HL-BS, YTX20L-BS | CT 12201, EPS 12201 |
| Triumph | Thunderbird | 2013 | GYZ20HL, YTX20HL-BS, YTX20L-BS | CT 12201, EPS 12201 |
| Triumph | Trophy | 2013 | GYZ20HL, YTX20HL-BS, YTX20L-BS | CT 12201, EPS 12201 |
| Triumph | Rocket III | 2013 | GYZ20HL, YTX20HL-BS, YTX20L-BS | CT 12201, EPS 12201 |
| Triumph | America | 2013 | YT12B-BS | CT 1212.1 |
| Triumph | Thrupton | 2013 | YT12B-BS | CT 1212.1 |
| Triumph | Bonneville, T100, SE, FI | 2013 | YT12B-BS | CT 1212.1 |
| Triumph | Speedmaster | 2013 | YTX12-BS | CT 1212 |
| Triumph | Scrambler | 2013 | YTX12-BS | CT 1212 |
| Triumph | Tiger 800 | 2013 | YTX16-BS | CT 1214, EPS 1214 |
| Triumph | Daytona 675, R | 2013 | YTX9-BS | CT 1209 |
| Triumph | Street Triple, R | 2013 | YTX9-BS | CT 1209 |
| Triumph | Sprint GT | 2012 | GYZ16H, YTX14H-BS, YTX14-BS | CT 1214, EPS 1214 |
| Triumph | Speed Triple, R | 2012 | GYZ16H, YTX14H-BS, YTX14-BS | CT 1214, EPS 1214 |
| Triumph | Trophy | 2012 | GYZ20HL, YTX20HL-BS, YTX20L-BS | CT 12201, EPS 12201 |
| Triumph | Tiger Explorer | 2012 | GYZ20HL, YTX20HL-BS, YTX20L-BS | CT 12201, EPS 12201 |
| Triumph | Rocket III | 2012 | GYZ20HL, YTX20HL-BS, YTX20L-BS | CT 12201, EPS 12201 |
| Triumph | Thunderbird | 2012 | GYZ20HL, YTX20HL-BS, YTX20L-BS | CT 12201, EPS 12201 |
| Triumph | Thrupton | 2012 | YT12B-BS | CT 1212.1 |
| Triumph | Bonneville, T100, SE, FI | 2012 | YT12B-BS | CT 1212.1 |
| Triumph | Tiger | 2012 | YT12B-BS | CT 1212.1 |
| Triumph | America | 2012 | YT12B-BS | CT 1212.1 |
| Triumph | Scrambler | 2012 | YTX12-BS | CT 1212 |
| Triumph | Speedmaster | 2012 | YTX12-BS | CT 1212 |
| Triumph | Tiger 800 | 2012 | YTX16-BS | CT 1214, EPS 1214 |
| Triumph | Street Triple, R | 2012 | YTX9-BS | CT 1209 |
| Triumph | Daytona 675, R | 2012 | YTX9-BS | CT 1209 |
| Triumph | Speed Triple, R | 2011 | GYZ16H, YTX14H-BS, YTX14-BS | CT 1214, EPS 1214 |
| Triumph | Sprint GT | 2011 | GYZ16H, YTX14H-BS, YTX14-BS | CT 1214, EPS 1214 |
| Triumph | Thunderbird | 2011 | GYZ20HL, YTX20HL-BS, YTX20L-BS | CT 12201, EPS 12201 |

| МАРКА | МОДЕЛЬ МОТОЦИКЛА ИЛИ СКУТЕРА | ДАТА ВЫПУСКА | СООТВЕТСТВИЕ JIS-КОДУ | МОДЕЛЬ DELTA |
|---------|------------------------------|--------------|--------------------------------|---------------------|
| Triumph | Rocket III | 2011 | GYZ20HL, YTX20HL-BS, YTX20L-BS | CT 12201, EPS 12201 |
| Triumph | Bonneville, T100, SE, FI | 2011 | YT12B-BS | CT 1212.1 |
| Triumph | America | 2011 | YT12B-BS | CT 1212.1 |
| Triumph | Tiger | 2011 | YT12B-BS | CT 1212.1 |
| Triumph | Thrupton | 2011 | YT12B-BS | CT 1212.1 |
| Triumph | Speedmaster | 2011 | YTX12-BS | CT 1212 |
| Triumph | Scrambler | 2011 | YTX12-BS | CT 1212 |
| Triumph | Tiger 800 | 2011 | YTX16-BS | CT 1214, EPS 1214 |
| Triumph | Street Triple, R | 2011 | YTX9-BS | CT 1209 |
| Triumph | Daytona 675, R | 2011 | YTX9-BS | CT 1209 |
| Triumph | Rocket III | 2010 | GYZ20HL, YTX20HL-BS, YTX20L-BS | CT 12201, EPS 12201 |
| Triumph | Thunderbird | 2010 | GYZ20HL, YTX20HL-BS, YTX20L-BS | CT 12201, EPS 12201 |
| Triumph | America | 2010 | YT12B-BS | CT 1212.1 |
| Triumph | Scrambler | 2010 | YT12B-BS | CT 1212.1 |
| Triumph | Bonneville, T100, SE, FI | 2010 | YT12B-BS | CT 1212.1 |
| Triumph | Thrupton | 2010 | YT12B-BS | CT 1212.1 |
| Triumph | Tiger | 2010 | YT12B-BS | CT 1212.1 |
| Triumph | Daytona 675, R | 2010 | YT7B-BS | CT 1208 |
| Triumph | Speedmaster | 2010 | YTX12-BS | CT 1212 |
| Triumph | Sprint ST | 2010 | YTX12-BS | CT 1212 |
| Triumph | Speed Triple, R | 2010 | YTX12-BS | CT 1212 |
| Triumph | Street Triple, R | 2010 | YTX9-BS | CT 1209 |
| Triumph | Thunderbird | 2009 | GYZ20HL, YTX20HL-BS, YTX20L-BS | CT 12201, EPS 12201 |
| Triumph | Rocket III | 2009 | GYZ20HL, YTX20HL-BS, YTX20L-BS | CT 12201, EPS 12201 |
| Triumph | Tiger | 2009 | YT12B-BS | CT 1212.1 |
| Triumph | Scrambler | 2009 | YT12B-BS | CT 1212.1 |
| Triumph | Thrupton | 2009 | YT12B-BS | CT 1212.1 |
| Triumph | America | 2009 | YT12B-BS | CT 1212.1 |
| Triumph | Bonneville, T100, SE, FI | 2009 | YT12B-BS | CT 1212.1 |
| Triumph | Daytona 675, R | 2009 | YT7B-BS | CT 1208 |
| Triumph | Speedmaster | 2009 | YTX12-BS | CT 1212 |
| Triumph | Sprint ST | 2009 | YTX12-BS | CT 1212 |
| Triumph | Speed Triple, R | 2009 | YTX12-BS | CT 1212 |
| Triumph | Street Triple, R | 2009 | YTX9-BS | CT 1209 |
| Triumph | Rocket III | 2008 | GYZ20HL, YTX20HL-BS, YTX20L-BS | CT 12201, EPS 12201 |
| Triumph | America | 2008 | YT12B-BS | CT 1212.1 |
| Triumph | Scrambler | 2008 | YT12B-BS | CT 1212.1 |
| Triumph | Tiger | 2008 | YT12B-BS | CT 1212.1 |
| Triumph | Bonneville, T100, SE, FI | 2008 | YT12B-BS | CT 1212.1 |
| Triumph | Daytona 675, R | 2008 | YT7B-BS | CT 1208 |
| Triumph | Speedmaster | 2008 | YTX12-BS | CT 1212 |
| Triumph | Speed Triple, R | 2008 | YTX12-BS | CT 1212 |
| Triumph | Thrupton | 2008 | YTX12-BS | CT 1212 |
| Triumph | Sprint ST | 2008 | YTX12-BS | CT 1212 |
| Triumph | Street Triple, R | 2008 | YTX9-BS | CT 1209 |
| Triumph | Rocket III | 2007 | GYZ20HL, YTX20HL-BS, YTX20L-BS | CT 12201, EPS 12201 |
| Triumph | America | 2007 | YT12B-BS | CT 1212.1 |
| Triumph | Tiger | 2007 | YT12B-BS | CT 1212.1 |
| Triumph | Daytona 675, R | 2007 | YT7B-BS | CT 1208 |
| Triumph | Speed Triple, R | 2007 | YTX12-BS | CT 1212 |
| Triumph | Bonneville, T100, SE, | 2007 | YTX12-BS | CT 1212 |
| Triumph | Speedmaster | 2007 | YTX12-BS | CT 1212 |
| Triumph | Thrupton | 2007 | YTX12-BS | CT 1212 |
| Triumph | Scrambler | 2007 | YTX12-BS | CT 1212 |
| Triumph | Scrambler, Bonneville | 2007 | YTX12-BS | CT 1212 |
| Triumph | Sprint ST | 2007 | YTX12-BS | CT 1212 |
| Triumph | Tiger | 2006 | GYZ16H, YTX14H-BS, YTX14-BS | CT 1214, EPS 1214 |

| МАРКА | МОДЕЛЬ МОТОЦИКЛА ИЛИ СКУТЕРА | ДАТА ВЫПУСКА | СООТВЕТВИЕ JIS-КОДУ | МОДЕЛЬ DELTA |
|---------|---------------------------------------|--------------|--------------------------------|---------------------|
| Triumph | Rocket III | 2006 | GYZ20HL, YTX20HL-BS, YTX20L-BS | CT 12201, EPS 12201 |
| Triumph | America | 2006 | YT12B-BS | CT 1212.1 |
| Triumph | Daytona 675, R | 2006 | YT7B-BS | CT 1208 |
| Triumph | Scrambler, Bonneville | 2006 | YTX12-BS | CT 1212 |
| Triumph | Speed Triple, R | 2006 | YTX12-BS | CT 1212 |
| Triumph | Bonneville, T100, SE, | 2006 | YTX12-BS | CT 1212 |
| Triumph | Thrupton | 2006 | YTX12-BS | CT 1212 |
| Triumph | Speedmaster | 2006 | YTX12-BS | CT 1212 |
| Triumph | Sprint ST | 2006 | YTX12-BS | CT 1212 |
| Triumph | Scrambler | 2006 | YTX12-BS | CT 1212 |
| Triumph | Tiger | 2005 | GYZ16H, YTX14H-BS, YTX14-BS | CT 1214, EPS 1214 |
| Triumph | Rocket III | 2005 | GYZ20HL, YTX20HL-BS, YTX20L-BS | CT 12201, EPS 12201 |
| Triumph | America | 2005 | YT12B-BS | CT 1212.1 |
| Triumph | Bonneville | 2005 | YTX12-BS | CT 1212 |
| Triumph | Scrambler | 2005 | YTX12-BS | CT 1212 |
| Triumph | Sprint ST | 2005 | YTX12-BS | CT 1212 |
| Triumph | Thrupton | 2005 | YTX12-BS | CT 1212 |
| Triumph | Bonneville, T100, SE, | 2005 | YTX12-BS | CT 1212 |
| Triumph | Speed Triple, R | 2005 | YTX12-BS | CT 1212 |
| Triumph | Speedmaster | 2005 | YTX12-BS | CT 1212 |
| Triumph | Daytona 600/650, Speed Four | 2005 | YTX9-BS | CT 1209 |
| Triumph | Sprint RS | 2004 | GYZ16H, YTX14H-BS, YTX14-BS | CT 1214, EPS 1214 |
| Triumph | Daytona 955i, Speed Triple, Sprint ST | 2004 | GYZ16H, YTX14H-BS, YTX14-BS | CT 1214, EPS 1214 |
| Triumph | Tiger | 2004 | GYZ16H, YTX14H-BS, YTX14-BS | CT 1214, EPS 1214 |
| Triumph | Rocket III | 2004 | GYZ20HL, YTX20HL-BS, YTX20L-BS | CT 12201, EPS 12201 |
| Triumph | America | 2004 | YT12B-BS | CT 1212.1 |
| Triumph | Thrupton | 2004 | YTX12-BS | CT 1212 |
| Triumph | Speedmaster | 2004 | YTX12-BS | CT 1212 |
| Triumph | Bonneville | 2004 | YTX12-BS | CT 1212 |
| Triumph | Trophy | 2004 | YTX14H-BS, YTX14-BS | CT 1214, EPS 1214 |
| Triumph | Daytona 600/650, Speed Four | 2004 | YTX9-BS | CT 1209 |
| Triumph | Daytona 955i, Speed Triple, Sprint ST | 2003 | GYZ16H, YTX14H-BS, YTX14-BS | CT 1214, EPS 1214 |
| Triumph | Sprint RS | 2003 | GYZ16H, YTX14H-BS, YTX14-BS | CT 1214, EPS 1214 |
| Triumph | Tiger | 2003 | GYZ16H, YTX14H-BS, YTX14-BS | CT 1214, EPS 1214 |
| Triumph | Rocket III | 2003 | GYZ20HL, YTX20HL-BS, YTX20L-BS | CT 12201, EPS 12201 |
| Triumph | America | 2003 | YT12B-BS | CT 1212.1 |
| Triumph | Thrupton | 2003 | YTX12-BS | CT 1212 |
| Triumph | TT600 | 2003 | YTX12-BS | CT 1212 |
| Triumph | Speedmaster | 2003 | YTX12-BS | CT 1212 |
| Triumph | Bonneville | 2003 | YTX12-BS | CT 1212 |
| Triumph | Thunderbird | 2003 | YTX14AHL-BS | CT 1214.1 |
| Triumph | Trophy | 2003 | YTX14H-BS, YTX14-BS | CT 1214, EPS 1214 |
| Triumph | Daytona 600/650, Speed Four | 2003 | YTX9-BS | CT 1209 |
| Triumph | Daytona 955i, Speed Triple, Sprint ST | 2002 | GYZ16H, YTX14H-BS, YTX14-BS | CT 1214, EPS 1214 |
| Triumph | Tiger | 2002 | GYZ16H, YTX14H-BS, YTX14-BS | CT 1214, EPS 1214 |
| Triumph | Sprint RS | 2002 | GYZ16H, YTX14H-BS, YTX14-BS | CT 1214, EPS 1214 |
| Triumph | America | 2002 | YT12B-BS | CT 1212.1 |
| Triumph | Bonneville | 2002 | YTX12-BS | CT 1212 |
| Triumph | TT600 | 2002 | YTX12-BS | CT 1212 |
| Triumph | Thunderbird | 2002 | YTX14AHL-BS | CT 1214.1 |
| Triumph | Trophy | 2002 | YTX14H-BS, YTX14-BS | CT 1214, EPS 1214 |
| Triumph | Daytona 600/650, Speed Four | 2002 | YTX9-BS | CT 1209 |
| Triumph | Sprint RS | 2001 | GYZ16H, YTX14H-BS, YTX14-BS | CT 1214, EPS 1214 |
| Triumph | Daytona 955i, Speed Triple, Sprint ST | 2001 | GYZ16H, YTX14H-BS, YTX14-BS | CT 1214, EPS 1214 |
| Triumph | Tiger | 2001 | GYZ16H, YTX14H-BS, YTX14-BS | CT 1214, EPS 1214 |
| Triumph | America | 2001 | YT12B-BS | CT 1212.1 |
| Triumph | TT600 | 2001 | YTX12-BS | CT 1212 |

| МАРКА | МОДЕЛЬ МОТОЦИКЛА ИЛИ СКУТЕРА | ДАТА ВЫПУСКА | СООТВЕТСТВИЕ JIS-КОДУ | МОДЕЛЬ DELTA |
|------------------------|---------------------------------------|--------------|--------------------------------|---------------------|
| Triumph | Bonneville | 2001 | YTX12-BS | CT 1212 |
| Triumph | All Other Models | 2001 | YTX14AHL-BS | CT 1214.1 |
| Triumph | Trophy | 2001 | YTX14H-BS, YTX14-BS | CT 1214, EPS 1214 |
| Triumph | Sprint RS | 2000 | GYZ16H, YTX14H-BS, YTX14-BS | CT 1214, EPS 1214 |
| Triumph | Tiger | 2000 | GYZ16H, YTX14H-BS, YTX14-BS | CT 1214, EPS 1214 |
| Triumph | Daytona 955i, Speed Triple, Sprint ST | 2000 | GYZ16H, YTX14H-BS, YTX14-BS | CT 1214, EPS 1214 |
| Triumph | TT600 | 2000 | YTX12-BS | CT 1212 |
| Triumph | All Other Models | 2000 | YTX14AHL-BS | CT 1214.1 |
| Triumph | Trophy | 2000 | YTX14H-BS, YTX14-BS | CT 1214, EPS 1214 |
| Triumph | Tiger | 1999 | GYZ16H, YTX14H-BS, YTX14-BS | CT 1214, EPS 1214 |
| Triumph | Daytona 955i, Speed Triple, Sprint ST | 1999 | GYZ16H, YTX14H-BS, YTX14-BS | CT 1214, EPS 1214 |
| Triumph | All Other Models | 1999 | YTX14AHL-BS, YB14L-A2 | CT 1214.1 |
| Triumph | All Other Models | 1998 | YTX14AHL-BS, YB14L-A2 | CT 1214.1 |
| Triumph | All Other Models | 1997 | YTX14AHL-BS, YB14L-A2 | CT 1214.1 |
| Triumph | All Other Models | 1996 | YTX14AHL-BS, YB14L-A2 | CT 1214.1 |
| Triumph | All Other Models | 1995 | YTX14AHL-BS, YB14L-A2 | CT 1214.1 |
| Triumph | All Other Models | 1994 | YTX14AHL-BS, YB14L-A2 | CT 1214.1 |
| Triumph | Daytona | 1993 | YTX14AHL-BS | CT 1214.1 |
| Triumph | All Other Models | 1993 | YTX14AHL-BS, YB14L-A2 | CT 1214.1 |
| Triumph | Daytona | 1992 | YTX14AHL-BS | CT 1214.1 |
| Triumph | All Other Models | 1992 | YTX14AHL-BS, YB14L-A2 | CT 1214.1 |
| Triumph | All Other Models | 1991 | YTX14AHL-BS, YB14L-A2 | CT 1214.1 |
| WUYANG-HONDA | | | | |
| WuYang-HONDA | WH100T | | YTX5L-BS | CT 1205 |
| WuYang-HONDA | LEAD | | YTX7L-BS | CT 1207.1 |
| WuYang-HONDA | WH125T | | YTX9-BS | CT 1209 |
| WuYang-HONDA | WH125T-2 | | YTX7L-BS | CT 1207.1 |
| XINDAZHOU HONDA | | | | |
| XinDaZhou HONDA | REN50 | | YT4L-BS, YTX4L-BS, YT4L-BS | CT 1204 |
| XinDaZhou HONDA | SDH50QT 16 | | YT4L-BS, YTX4L-BS, YT4L-BS | CT 1204 |
| XinDaZhou HONDA | Today | | YT4L-BS, YTX4L-BS, YT4L-BS | CT 1204 |
| XinDaZhou HONDA | SDH125 | | 12N9-4B-1 | CT 1210 |
| XinDaZhou HONDA | SDH125T-21,80 | | YTX7A-BS | CT 1207 |
| YAMAHA | | | | |
| Yamaha | Star Venture, XV19 | 2020 | GYZ20HL, YTX20HL-BS, YTX20L-BS | CT 12201, EPS 12201 |
| Yamaha | TTR110E Electric Start | 2020 | YT4B-BS | CT 12025 |
| Yamaha | TTR50E | 2020 | YT4B-BS | CT 12025 |
| Yamaha | Smax | 2020 | YT7B-BS | CT 1208 |
| Yamaha | Zuma 125 | 2020 | YT7B-BS | CT 1208 |
| Yamaha | MT07 | 2020 | YTZ10S | CT 1210.1 |
| Yamaha | MT-10 | 2020 | YTZ10S | CT 1210.1 |
| Yamaha | XSR700 | 2020 | YTZ10S | CT 1210.1 |
| Yamaha | MXT9 Niken | 2020 | YTZ10S | CT 1210.1 |
| Yamaha | MT09 | 2020 | YTZ10S | CT 1210.1 |
| Yamaha | XSR900 | 2020 | YTZ10S | CT 1210.1 |
| Yamaha | Tracer | 2020 | YTZ10S | CT 1210.1 |
| Yamaha | XT1200Z Super Tenere | 2020 | YTZ12S | CT 1211 |
| Yamaha | VMAX | 2020 | YTZ14S | CT 1211 |
| Yamaha | Bolt, Bolt R-SPEC | 2020 | YTZ14S | CT 1211 |
| Yamaha | TTR125E/LE Electric Start | 2020 | YTZ5S-BS, YTX4L-BS | CT 1204 |
| Yamaha | XT250 | 2020 | YTZ7S | CT 1205, CT 1207.2 |
| Yamaha | YZF-R6 (Excl. R6S) | 2020 | YTZ7S | CT 1205, CT 1207.2 |
| Yamaha | YZF-R1, M, S | 2020 | YTZ7S | CT 1205, CT 1207.2 |
| Yamaha | WR450F | 2020 | YTZ7S | CT 1205, CT 1207.2 |
| Yamaha | WR250F | 2020 | YTZ7S | CT 1205, CT 1207.2 |
| Yamaha | TTR230 | 2020 | YTZ7S, YTX5L-BS | CT 1205, CT 1207.2 |

| МАРКА | МОДЕЛЬ МОТОЦИКЛА ИЛИ СКУТЕРА | ДАТА ВЫПУСКА | СООТВЕТСТВИЕ JIS-КОДУ | МОДЕЛЬ DELTA |
|--------|------------------------------|--------------|--------------------------------|-------------------------------|
| Yamaha | WR250F, X, RL | 2020 | YTZ7S, YTX5L-BS | CT 1205, CT 1207.2 |
| Yamaha | Star Venture, XV19 | 2019 | GYZ20HL, YTX20HL-BS, YTX20L-BS | CT 12201, EPS 12201 |
| Yamaha | TTR110E Electric Start | 2019 | YT4B-BS | CT 12025 |
| Yamaha | TTR50E | 2019 | YT4B-BS | CT 12025 |
| Yamaha | Smax | 2019 | YT7B-BS | CT 1208 |
| Yamaha | Zuma 125 | 2019 | YT7B-BS | CT 1208 |
| Yamaha | Tracer | 2019 | YTZ10S | CT 1210.1 |
| Yamaha | MT09 | 2019 | YTZ10S | CT 1210.1 |
| Yamaha | MT-10 | 2019 | YTZ10S | CT 1210.1 |
| Yamaha | MXT9 Niken | 2019 | YTZ10S | CT 1210.1 |
| Yamaha | MT07 | 2019 | YTZ10S | CT 1210.1 |
| Yamaha | XSR900 | 2019 | YTZ10S | CT 1210.1 |
| Yamaha | XSR700 | 2019 | YTZ10S | CT 1210.1 |
| Yamaha | XT1200Z Super Tenere | 2019 | YTZ12S | CT 1211 |
| Yamaha | VMAX | 2019 | YTZ14S | CT 1211 |
| Yamaha | Bolt, Bolt R-SPEC | 2019 | YTZ14S | CT 1211 |
| Yamaha | TTR125E/LE Electric Start | 2019 | YTZ5S-BS, YTX4L-BS | CT 1204 |
| Yamaha | XT250 | 2019 | YTZ7S | CT 1205, CT 1207.2 |
| Yamaha | YZF-R1, M, S | 2019 | YTZ7S | CT 1205, CT 1207.2 |
| Yamaha | WR450F | 2019 | YTZ7S | CT 1205, CT 1207.2 |
| Yamaha | YZF-R6 (Excl. R6S) | 2019 | YTZ7S | CT 1205, CT 1207.2 |
| Yamaha | WR250F | 2019 | YTZ7S | CT 1205, CT 1207.2 |
| Yamaha | WR250F, X, R | 2019 | YTZ7S, YTX5L-BS | CT 1205, CT 1207.2 |
| Yamaha | WR250F, X, RL | 2019 | YTZ7S, YTX5L-BS | CT 1205, CT 1207.2 |
| Yamaha | TTR230 | 2019 | YTZ7S, YTX5L-BS | CT 1205, CT 1207.2 |
| Yamaha | XC50 Vino Classic | 2019 | YTZ7S, YTX5L-BS | CT 1205, CT 1207.2 |
| Yamaha | YW50A, F, FX Zuma | 2019 | YTZ7S, YTX5L-BS | CT 1205, CT 1207.2 |
| Yamaha | Star Venture, XV19 | 2018 | GYZ20HL, YTX20HL-BS, YTX20L-BS | CT 12201, EPS 12201 |
| Yamaha | Star Venture, XV19FJ | 2018 | GYZ20HL, YTX20HL-BS, YTX20L-BS | CT 12201, EPS 12201 |
| Yamaha | Star Eluder, XV19BJ | 2018 | GYZ20HL, YTX20HL-BS, YTX20L-BS | CT 12201, EPS 12201 |
| Yamaha | FJR1300, A, ES | 2018 | YT14B-BS | CT 1212.2 |
| Yamaha | TTR110E Electric Start | 2018 | YT4B-BS | CT 12025 |
| Yamaha | TTR50E | 2018 | YT4B-BS | CT 12025 |
| Yamaha | Zuma 125 | 2018 | YT7B-BS | CT 1208 |
| Yamaha | Smax | 2018 | YT7B-BS | CT 1208 |
| Yamaha | MT09 | 2018 | YTZ10S | CT 1210.1 |
| Yamaha | XSR900 | 2018 | YTZ10S | CT 1210.1 |
| Yamaha | MT-10 | 2018 | YTZ10S | CT 1210.1 |
| Yamaha | XSR700 | 2018 | YTZ10S | CT 1210.1 |
| Yamaha | MT07 | 2018 | YTZ10S | CT 1210.1 |
| Yamaha | XT1200Z Super Tenere | 2018 | YTZ12S | CT 1211 |
| Yamaha | Bolt, Bolt R-SPEC | 2018 | YTZ14S | CT 1211 |
| Yamaha | VMAX | 2018 | YTZ14S | CT 1211 |
| Yamaha | TTR125E/LE Electric Start | 2018 | YTZ5S-BS, YTX4L-BS | CT 1204 |
| Yamaha | YZ450FX | 2018 | YTZ7S | CT 1205, CT 1207.2 |
| Yamaha | WR250F | 2018 | YTZ7S | CT 1205, CT 1207.2 |
| Yamaha | YZF-R1, M, S | 2018 | YTZ7S | CT 1205, CT 1207.2 |
| Yamaha | YW50A, F, FX Zuma | 2018 | YTZ7S, YTX5L-BS | CT 1205, CT 1207.2 |
| Yamaha | TTR230 | 2018 | YTZ7S, YTX5L-BS | CT 1205, CT 1207.2 |
| Yamaha | YZ250FX | 2018 | YTZ7S, YTX5L-BS | CT 1205, CT 1207.2 |
| Yamaha | WR250F, X, R | 2018 | YTZ7S, YTX5L-BS | CT 1205, CT 1207.2 |
| Yamaha | WR450F | 2018 | YTZ7S, YTX5L-BS | CT 1205, CT 1207.2 |
| Yamaha | YZF-R6 (Excl. R6S) | 2018 | YTZ7S, YTX5L-BS | CT 1205, CT 1207.2 |
| Yamaha | XT250 | 2018 | YTZ7S, YTX5L-BS | CT 1205, CT 1207.2 |
| Yamaha | WR250F, X, RL | 2018 | YTZ7S, YTX5L-BS | CT 1205, CT 1207.2 |
| Yamaha | XC50 Vino Classic | 2018 | YTZ7S, YTX5L-BS | CT 1205, CT 1207.2 |
| Yamaha | YZF-R3 | 2018 | YTZ8V, YTX7L-BS | CT 1205, CT 1207.1, CT 1207.2 |

| МАРКА | МОДЕЛЬ МОТОЦИКЛА ИЛИ СКУТЕРА | ДАТА ВЫПУСКА | СООТВЕТСТВИЕ JIS-КОДУ | МОДЕЛЬ DELTA |
|--------|------------------------------|--------------|--------------------------------|-------------------------------|
| Yamaha | V Star 1300 Tourer | 2017 | GYZ20HL, YTX20HL-BS, YTX20L-BS | CT 12201, EPS 12201 |
| Yamaha | XVS13AY V Star 1300, Stryker | 2017 | GYZ20HL, YTX20HL-BS, YTX20L-BS | CT 12201, EPS 12201 |
| Yamaha | FZ6, R | 2017 | YT12B-BS | CT 1212.1 |
| Yamaha | Raider, Raider S | 2017 | YT14B-BS | CT 1212.2 |
| Yamaha | FJR1300, A, ES | 2017 | YT14B-BS | CT 1212.2 |
| Yamaha | TTR50E | 2017 | YT4B-BS | CT 12025 |
| Yamaha | SR400 | 2017 | YT4B-BS | CT 12025 |
| Yamaha | TTR110E Electric Start | 2017 | YT4B-BS | CT 12025 |
| Yamaha | Smax | 2017 | YT7B-BS | CT 1208 |
| Yamaha | Zuma 125 | 2017 | YT7B-BS | CT 1208 |
| Yamaha | FZ-09 | 2017 | YTZ10S | CT 1210.1 |
| Yamaha | XSR900 | 2017 | YTZ10S | CT 1210.1 |
| Yamaha | FZ-10 | 2017 | YTZ10S | CT 1210.1 |
| Yamaha | FZ-07 | 2017 | YTZ10S | CT 1210.1 |
| Yamaha | FJ-09 | 2017 | YTZ10S | CT 1210.1 |
| Yamaha | XT1200Z Super Tenere | 2017 | YTZ12S | CT 1211 |
| Yamaha | XVS95CT,Y V Star 950, Tourer | 2017 | YTZ14S | CT 1211 |
| Yamaha | SCR950 | 2017 | YTZ14S | CT 1211 |
| Yamaha | VMAX | 2017 | YTZ14S | CT 1211 |
| Yamaha | Bolt, Bolt R-SPEC | 2017 | YTZ14S | CT 1211 |
| Yamaha | TTR125E/LE Electric Start | 2017 | YTZ5S-BS, YTX4L-BS | CT 1204 |
| Yamaha | WR250F | 2017 | YTZ7S | CT 1205, CT 1207.2 |
| Yamaha | YZF-R1, M, S | 2017 | YTZ7S | CT 1205, CT 1207.2 |
| Yamaha | YZ450FX | 2017 | YTZ7S | CT 1205, CT 1207.2 |
| Yamaha | YW50A, F, FX Zuma | 2017 | YTZ7S, YTX5L-BS | CT 1205, CT 1207.2 |
| Yamaha | YZF-R6 (Excl. R6S) | 2017 | YTZ7S, YTX5L-BS | CT 1205, CT 1207.2 |
| Yamaha | TTR230 | 2017 | YTZ7S, YTX5L-BS | CT 1205, CT 1207.2 |
| Yamaha | WR250F, X, R | 2017 | YTZ7S, YTX5L-BS | CT 1205, CT 1207.2 |
| Yamaha | YZ250FX | 2017 | YTZ7S, YTX5L-BS | CT 1205, CT 1207.2 |
| Yamaha | TTR230E | 2017 | YTZ7S, YTX5L-BS | CT 1205, CT 1207.2 |
| Yamaha | XT250 | 2017 | YTZ7S, YTX5L-BS | CT 1205, CT 1207.2 |
| Yamaha | WR250F, X, RL | 2017 | YTZ7S, YTX5L-BS | CT 1205, CT 1207.2 |
| Yamaha | XC50 Vino Classic | 2017 | YTZ7S, YTX5L-BS | CT 1205, CT 1207.2 |
| Yamaha | WR450F | 2017 | YTZ7S, YTX5L-BS | CT 1205, CT 1207.2 |
| Yamaha | YZF-R3 | 2017 | YTZ8V, YTX7L-BS | CT 1205, CT 1207.1, CT 1207.2 |
| Yamaha | V Star 1300 Tourer | 2016 | GYZ20HL, YTX20HL-BS, YTX20L-BS | CT 12201, EPS 12201 |
| Yamaha | XVS13AY V Star 1300, Stryker | 2016 | GYZ20HL, YTX20HL-BS, YTX20L-BS | CT 12201, EPS 12201 |
| Yamaha | FZ6, R | 2016 | YT12B-BS | CT 1212.1 |
| Yamaha | XVS650 V-Star (All) | 2016 | YT12B-BS | CT 1212.1 |
| Yamaha | Raider, Raider S | 2016 | YT14B-BS | CT 1212.2 |
| Yamaha | FJR1300, A, ES | 2016 | YT14B-BS | CT 1212.2 |
| Yamaha | TTR50E | 2016 | YT4B-BS | CT 12025 |
| Yamaha | TTR110E Electric Start | 2016 | YT4B-BS | CT 12025 |
| Yamaha | SR400 | 2016 | YT4B-BS | CT 12025 |
| Yamaha | Zuma 125 | 2016 | YT7B-BS | CT 1208 |
| Yamaha | Smax | 2016 | YT7B-BS | CT 1208 |
| Yamaha | FZ-07 | 2016 | YTZ10S | CT 1210.1 |
| Yamaha | XSR900 | 2016 | YTZ10S | CT 1210.1 |
| Yamaha | FZ-09 | 2016 | YTZ10S | CT 1210.1 |
| Yamaha | YZF-R6 (Excl. R6S) | 2016 | YTZ10S | CT 1210.1 |
| Yamaha | FJ-09 | 2016 | YTZ10S | CT 1210.1 |
| Yamaha | XT1200Z Super Tenere | 2016 | YTZ12S | CT 1211 |
| Yamaha | T-MAX XP500F | 2016 | YTZ12S | CT 1211 |
| Yamaha | VMAX | 2016 | YTZ14S | CT 1211 |
| Yamaha | XVS95CT,Y V Star 950, Tourer | 2016 | YTZ14S | CT 1211 |
| Yamaha | XVS95CC Copycat | 2016 | YTZ14S | CT 1211 |
| Yamaha | Bolt, Bolt R-SPEC | 2016 | YTZ14S | CT 1211 |

| МАРКА | МОДЕЛЬ МОТОЦИКЛА ИЛИ СКУТЕРА | ДАТА ВЫПУСКА | СООТВЕТСТВИЕ JIS-КОДУ | МОДЕЛЬ DELTA |
|--------|------------------------------|--------------|--------------------------------|-------------------------------|
| Yamaha | TTR125E/LE Electric Start | 2016 | YTZ5S-BS, YTX4L-BS | CT 1204 |
| Yamaha | YZ450FX | 2016 | YTZ7S | CT 1205, CT 1207.2 |
| Yamaha | WR250F | 2016 | YTZ7S | CT 1205, CT 1207.2 |
| Yamaha | YZF-R1, M, S | 2016 | YTZ7S | CT 1205, CT 1207.2 |
| Yamaha | XT250 | 2016 | YTZ7S, YTX5L-BS | CT 1205, CT 1207.2 |
| Yamaha | YW50A, F, FX Zuma | 2016 | YTZ7S, YTX5L-BS | CT 1205, CT 1207.2 |
| Yamaha | XC50 Vino Classic | 2016 | YTZ7S, YTX5L-BS | CT 1205, CT 1207.2 |
| Yamaha | TTR230E | 2016 | YTZ7S, YTX5L-BS | CT 1205, CT 1207.2 |
| Yamaha | WR250F, X, R | 2016 | YTZ7S, YTX5L-BS | CT 1205, CT 1207.2 |
| Yamaha | WR250F, X, RL | 2016 | YTZ7S, YTX5L-BS | CT 1205, CT 1207.2 |
| Yamaha | YZ250FX | 2016 | YTZ7S, YTX5L-BS | CT 1205, CT 1207.2 |
| Yamaha | WR450F | 2016 | YTZ7S, YTX5L-BS | CT 1205, CT 1207.2 |
| Yamaha | TTR230 | 2016 | YTZ7S, YTX5L-BS | CT 1205, CT 1207.2 |
| Yamaha | YZF-R3 | 2016 | YTZ8V, YTX7L-BS | CT 1205, CT 1207.1, CT 1207.2 |
| Yamaha | XVS13AY V Star 1300, Stryker | 2015 | GYZ20HL, YTX20HL-BS, YTX20L-BS | CT 12201, EPS 12201 |
| Yamaha | V Star 1300 Tourer | 2015 | GYZ20HL, YTX20HL-BS, YTX20L-BS | CT 12201, EPS 12201 |
| Yamaha | XVS650 V-Star (All) | 2015 | YT12B-BS | CT 1212.1 |
| Yamaha | FZ6, R | 2015 | YT12B-BS | CT 1212.1 |
| Yamaha | Raider, Raider S | 2015 | YT14B-BS | CT 1212.2 |
| Yamaha | FJR1300, A, ES | 2015 | YT14B-BS | CT 1212.2 |
| Yamaha | SR400 | 2015 | YT4B-BS | CT 12025 |
| Yamaha | TTR110E Electric Start | 2015 | YT4B-BS | CT 12025 |
| Yamaha | TTR50E | 2015 | YT4B-BS | CT 12025 |
| Yamaha | Smax | 2015 | YT7B-BS | CT 1208 |
| Yamaha | Zuma 125 | 2015 | YT7B-BS | CT 1208 |
| Yamaha | FJ-09 | 2015 | YTZ10S | CT 1210.1 |
| Yamaha | FZ-09 | 2015 | YTZ10S | CT 1210.1 |
| Yamaha | YZF-R6 (Excl. R6S) | 2015 | YTZ10S | CT 1210.1 |
| Yamaha | FZ-07 | 2015 | YTZ10S | CT 1210.1 |
| Yamaha | T-MAX XP500F | 2015 | YTZ12S | CT 1211 |
| Yamaha | XT1200Z Super Tenere | 2015 | YTZ12S | CT 1211 |
| Yamaha | Bolt, Bolt R-SPEC | 2015 | YTZ14S | CT 1211 |
| Yamaha | VMAX | 2015 | YTZ14S | CT 1211 |
| Yamaha | XVS95CT,Y V Star 950, Tourer | 2015 | YTZ14S | CT 1211 |
| Yamaha | XVS95CC Copycat | 2015 | YTZ14S | CT 1211 |
| Yamaha | FZS1000 FZ1 | 2015 | YTZ14S | CT 1211 |
| Yamaha | TTR125E/LE Electric Start | 2015 | YTZ5S-BS, YTX4L-BS | CT 1204 |
| Yamaha | WR250F | 2015 | YTZ7S | CT 1205, CT 1207.2 |
| Yamaha | YZF-R1, M, S | 2015 | YTZ7S | CT 1205, CT 1207.2 |
| Yamaha | TTR230E | 2015 | YTZ7S, YTX5L-BS | CT 1205, CT 1207.2 |
| Yamaha | WR250F, X, R | 2015 | YTZ7S, YTX5L-BS | CT 1205, CT 1207.2 |
| Yamaha | WR450F | 2015 | YTZ7S, YTX5L-BS | CT 1205, CT 1207.2 |
| Yamaha | YZ250FX | 2015 | YTZ7S, YTX5L-BS | CT 1205, CT 1207.2 |
| Yamaha | XT250 | 2015 | YTZ7S, YTX5L-BS | CT 1205, CT 1207.2 |
| Yamaha | WR250F, X, RL | 2015 | YTZ7S, YTX5L-BS | CT 1205, CT 1207.2 |
| Yamaha | TTR230 | 2015 | YTZ7S, YTX5L-BS | CT 1205, CT 1207.2 |
| Yamaha | XC50 Vino Classic | 2015 | YTZ7S, YTX5L-BS | CT 1205, CT 1207.2 |
| Yamaha | YW50A, F, FX Zuma | 2015 | YTZ7S, YTX5L-BS | CT 1205, CT 1207.2 |
| Yamaha | YZF-R3 | 2015 | YTZ8V, YTX7L-BS | CT 1205, CT 1207.1, CT 1207.2 |
| Yamaha | XVS13AY V Star 1300, Stryker | 2014 | GYZ20HL, YTX20HL-BS, YTX20L-BS | CT 12201, EPS 12201 |
| Yamaha | V Star 1300 Tourer | 2014 | GYZ20HL, YTX20HL-BS, YTX20L-BS | CT 12201, EPS 12201 |
| Yamaha | XVS650 V-Star (All) | 2014 | YT12B-BS | CT 1212.1 |
| Yamaha | FZ6, R | 2014 | YT12B-BS | CT 1212.1 |
| Yamaha | Roadliner, Stratoliner | 2014 | YT14B-BS | CT 1212.2 |
| Yamaha | XV17AT Road Star, Silverado | 2014 | YT14B-BS | CT 1212.2 |
| Yamaha | FJR1300, A, ES | 2014 | YT14B-BS | CT 1212.2 |
| Yamaha | Raider, Raider S | 2014 | YT14B-BS | CT 1212.2 |

| МАРКА | МОДЕЛЬ МОТОЦИКЛА ИЛИ СКУТЕРА | ДАТА ВЫПУСКА | СООТВЕТСТВИЕ JIS-КОДУ | МОДЕЛЬ DELTA |
|--------|------------------------------|--------------|--------------------------------|---------------------|
| Yamaha | TTR110E Electric Start | 2014 | YT4B-BS | CT 12025 |
| Yamaha | TTR50E | 2014 | YT4B-BS | CT 12025 |
| Yamaha | Zuma 125 | 2014 | YT7B-BS | CT 1208 |
| Yamaha | YP400 Majesty | 2014 | YT9B-BS | CT 1209.1 |
| Yamaha | YZF-R1, M | 2014 | YTZ10S | CT 1210.1 |
| Yamaha | FZ-09 | 2014 | YTZ10S | CT 1210.1 |
| Yamaha | YZF-R6 [Excl. R6S] | 2014 | YTZ10S | CT 1210.1 |
| Yamaha | XT1200Z Super Tenere | 2014 | YTZ12S | CT 1211 |
| Yamaha | T-MAX XP500F | 2014 | YTZ12S | CT 1211 |
| Yamaha | VMAX | 2014 | YTZ14S | CT 1211 |
| Yamaha | FZS1000 FZ1 | 2014 | YTZ14S | CT 1211 |
| Yamaha | XVS95CC Copycat | 2014 | YTZ14S | CT 1211 |
| Yamaha | Bolt, Bolt R-SPEC | 2014 | YTZ14S | CT 1211 |
| Yamaha | XVS95CT,Y V Star 950, Tourer | 2014 | YTZ14S | CT 1211 |
| Yamaha | TTR125E/LE Electric Start | 2014 | YTZ5S-BS, YTX4L-BS | CT 1204 |
| Yamaha | WR250F | 2014 | YTZ7S | CT 1205, CT 1207.2 |
| Yamaha | XC50 Vino Classic | 2014 | YTZ7S, YTX5L-BS | CT 1205, CT 1207.2 |
| Yamaha | WR250F, X, RL | 2014 | YTZ7S, YTX5L-BS | CT 1205, CT 1207.2 |
| Yamaha | YW50A, F, FX Zuma | 2014 | YTZ7S, YTX5L-BS | CT 1205, CT 1207.2 |
| Yamaha | TTR230E | 2014 | YTZ7S, YTX5L-BS | CT 1205, CT 1207.2 |
| Yamaha | WR250F, X, R | 2014 | YTZ7S, YTX5L-BS | CT 1205, CT 1207.2 |
| Yamaha | WR450F | 2014 | YTZ7S, YTX5L-BS | CT 1205, CT 1207.2 |
| Yamaha | TTR230 | 2014 | YTZ7S, YTX5L-BS | CT 1205, CT 1207.2 |
| Yamaha | XT250 | 2014 | YTZ7S, YTX5L-BS | CT 1205, CT 1207.2 |
| Yamaha | XVS13AY V Star 1300, Stryker | 2013 | GYZ20HL, YTX20HL-BS, YTX20L-BS | CT 12201, EPS 12201 |
| Yamaha | V Star 1300 Tourer | 2013 | GYZ20HL, YTX20HL-BS, YTX20L-BS | CT 12201, EPS 12201 |
| Yamaha | FZ6, R | 2013 | YT12B-BS | CT 1212.1 |
| Yamaha | XVS650 V-Star [All] | 2013 | YT12B-BS | CT 1212.1 |
| Yamaha | FJR1300, A, ES | 2013 | YT14B-BS | CT 1212.2 |
| Yamaha | Roadliner, Stratoliner | 2013 | YT14B-BS | CT 1212.2 |
| Yamaha | Raider, Raider S | 2013 | YT14B-BS | CT 1212.2 |
| Yamaha | XV17AT Road Star, Silverado | 2013 | YT14B-BS | CT 1212.2 |
| Yamaha | TTR50E | 2013 | YT4B-BS | CT 12025 |
| Yamaha | TTR110E Electric Start | 2013 | YT4B-BS | CT 12025 |
| Yamaha | Zuma 125 | 2013 | YT7B-BS | CT 1208 |
| Yamaha | YP400 Majesty | 2013 | YT9B-BS | CT 1209.1 |
| Yamaha | FZ8 | 2013 | YTZ10S | CT 1210.1 |
| Yamaha | T-MAX XP500 | 2013 | YTZ10S | CT 1210.1 |
| Yamaha | YZF-R1, M | 2013 | YTZ10S | CT 1210.1 |
| Yamaha | Maxam | 2013 | YTZ10S | CT 1210.1 |
| Yamaha | YZF-R6 [Excl. R6S] | 2013 | YTZ10S | CT 1210.1 |
| Yamaha | XT1200Z Super Tenere | 2013 | YTZ12S | CT 1211 |
| Yamaha | T-MAX XP500F | 2013 | YTZ12S | CT 1211 |
| Yamaha | VMAX | 2013 | YTZ14S | CT 1211 |
| Yamaha | XVS95CT,Y V Star 950, Tourer | 2013 | YTZ14S | CT 1211 |
| Yamaha | XVS95CC Copycat | 2013 | YTZ14S | CT 1211 |
| Yamaha | FZS1000 FZ1 | 2013 | YTZ14S | CT 1211 |
| Yamaha | TTR125E/LE Electric Start | 2013 | YTZ5S-BS, YTX4L-BS | CT 1204 |
| Yamaha | WR250F | 2013 | YTZ7S | CT 1205, CT 1207.2 |
| Yamaha | WR250F, X, R | 2013 | YTZ7S, YTX5L-BS | CT 1205, CT 1207.2 |
| Yamaha | WR250F, X, RL | 2013 | YTZ7S, YTX5L-BS | CT 1205, CT 1207.2 |
| Yamaha | TTR230 | 2013 | YTZ7S, YTX5L-BS | CT 1205, CT 1207.2 |
| Yamaha | XF50W [C3] | 2013 | YTZ7S, YTX5L-BS | CT 1205, CT 1207.2 |
| Yamaha | JOG, ZR | 2013 | YTZ7S, YTX5L-BS | CT 1205, CT 1207.2 |
| Yamaha | YW50A, F, FX Zuma | 2013 | YTZ7S, YTX5L-BS | CT 1205, CT 1207.2 |
| Yamaha | TTR230E | 2013 | YTZ7S, YTX5L-BS | CT 1205, CT 1207.2 |
| Yamaha | XC50 Vino Classic | 2013 | YTZ7S, YTX5L-BS | CT 1205, CT 1207.2 |

| МАРКА | МОДЕЛЬ МОТОЦИКЛА ИЛИ СКУТЕРА | ДАТА ВЫПУСКА | СООТВЕТСТВИЕ JIS-КОДУ | МОДЕЛЬ DELTA |
|--------|--------------------------------|--------------|--------------------------------|---------------------|
| Yamaha | VOX | 2013 | YTZ7S, YTX5L-BS | CT 1205, CT 1207.2 |
| Yamaha | XT250 | 2013 | YTZ7S, YTX5L-BS | CT 1205, CT 1207.2 |
| Yamaha | WR450F | 2013 | YTZ7S, YTX5L-BS | CT 1205, CT 1207.2 |
| Yamaha | XVZ13 Royal Star/Venture (All) | 2012 | GYZ20HL, YTX20HL-BS, YTX20L-BS | CT 12201, EPS 12201 |
| Yamaha | XVS13AY V Star 1300, Stryker | 2012 | GYZ20HL, YTX20HL-BS, YTX20L-BS | CT 12201, EPS 12201 |
| Yamaha | XVS650 V-Star (All) | 2012 | YT12B-BS | CT 1212.1 |
| Yamaha | FZ6, R | 2012 | YT12B-BS | CT 1212.1 |
| Yamaha | XV17AT Road Star, Silverado | 2012 | YT14B-BS | CT 1212.2 |
| Yamaha | Raider, Raider S | 2012 | YT14B-BS | CT 1212.2 |
| Yamaha | Roadliner, Stratoliner | 2012 | YT14B-BS | CT 1212.2 |
| Yamaha | FJR1300, A, ES | 2012 | YT14B-BS | CT 1212.2 |
| Yamaha | TTR50E | 2012 | YT4B-BS | CT 12025 |
| Yamaha | TTR110E Electric Start | 2012 | YT4B-BS | CT 12025 |
| Yamaha | Zuma 125 | 2012 | YT7B-BS | CT 1208 |
| Yamaha | YP400 Majesty | 2012 | YT9B-BS | CT 1209.1 |
| Yamaha | FZ8 | 2012 | YTZ10S | CT 1210.1 |
| Yamaha | T-MAX XP500 | 2012 | YTZ10S | CT 1210.1 |
| Yamaha | YZF-R6 (Excl. R6S) | 2012 | YTZ10S | CT 1210.1 |
| Yamaha | YZF-R1, M | 2012 | YTZ10S | CT 1210.1 |
| Yamaha | XT1200Z Super Tenere | 2012 | YTZ12S | CT 1211 |
| Yamaha | FZS1000 FZ1 | 2012 | YTZ14S | CT 1211 |
| Yamaha | XVS95CC Copycat | 2012 | YTZ14S | CT 1211 |
| Yamaha | XVS95CT,Y V Star 950, Tourer | 2012 | YTZ14S | CT 1211 |
| Yamaha | VMAX | 2012 | YTZ14S | CT 1211 |
| Yamaha | TTR125E/LE Electric Start | 2012 | YTZ5S-BS, YTX4L-BS | CT 1204 |
| Yamaha | WR250F | 2012 | YTZ7S | CT 1205, CT 1207.2 |
| Yamaha | WR250F, X, RL | 2012 | YTZ7S, YTX5L-BS | CT 1205, CT 1207.2 |
| Yamaha | TTR230E | 2012 | YTZ7S, YTX5L-BS | CT 1205, CT 1207.2 |
| Yamaha | XF50W (C3) | 2012 | YTZ7S, YTX5L-BS | CT 1205, CT 1207.2 |
| Yamaha | WR450F | 2012 | YTZ7S, YTX5L-BS | CT 1205, CT 1207.2 |
| Yamaha | WR250F, X, R | 2012 | YTZ7S, YTX5L-BS | CT 1205, CT 1207.2 |
| Yamaha | XT250 | 2012 | YTZ7S, YTX5L-BS | CT 1205, CT 1207.2 |
| Yamaha | XC50 Vino Classic | 2012 | YTZ7S, YTX5L-BS | CT 1205, CT 1207.2 |
| Yamaha | TTR230 | 2012 | YTZ7S, YTX5L-BS | CT 1205, CT 1207.2 |
| Yamaha | YW50A, F, FX Zuma | 2012 | YTZ7S, YTX5L-BS | CT 1205, CT 1207.2 |
| Yamaha | XVS13AY V Star 1300, Stryker | 2011 | GYZ20HL, YTX20HL-BS, YTX20L-BS | CT 12201, EPS 12201 |
| Yamaha | XVZ13 Royal Star/Venture (All) | 2011 | GYZ20HL, YTX20HL-BS, YTX20L-BS | CT 12201, EPS 12201 |
| Yamaha | XVS650 V-Star (All) | 2011 | YT12B-BS | CT 1212.1 |
| Yamaha | FZ6, R | 2011 | YT12B-BS | CT 1212.1 |
| Yamaha | XV17AT Road Star, Silverado | 2011 | YT14B-BS | CT 1212.2 |
| Yamaha | FJR1300, A, ES | 2011 | YT14B-BS | CT 1212.2 |
| Yamaha | Roadliner, Stratoliner | 2011 | YT14B-BS | CT 1212.2 |
| Yamaha | Raider, Raider S | 2011 | YT14B-BS | CT 1212.2 |
| Yamaha | TTR110E Electric Start | 2011 | YT4B-BS | CT 12025 |
| Yamaha | TTR50E | 2011 | YT4B-BS | CT 12025 |
| Yamaha | Zuma 125 | 2011 | YT7B-BS | CT 1208 |
| Yamaha | YP400 Majesty | 2011 | YT9B-BS | CT 1209.1 |
| Yamaha | YZF-R6 (Excl. R6S) | 2011 | YTZ10S | CT 1210.1 |
| Yamaha | T-MAX XP500 | 2011 | YTZ10S | CT 1210.1 |
| Yamaha | YZF-R1, M | 2011 | YTZ10S | CT 1210.1 |
| Yamaha | FZ8 | 2011 | YTZ10S | CT 1210.1 |
| Yamaha | XVS95CT,Y V Star 950, Tourer | 2011 | YTZ14S | CT 1211 |
| Yamaha | XVS95CC Copycat | 2011 | YTZ14S | CT 1211 |
| Yamaha | FZS1000 FZ1 | 2011 | YTZ14S | CT 1211 |
| Yamaha | VMAX | 2011 | YTZ14S | CT 1211 |
| Yamaha | TTR125E/LE Electric Start | 2011 | YTZ5S-BS, YTX4L-BS | CT 1204 |
| Yamaha | WR250F | 2011 | YTZ7S | CT 1205, CT 1207.2 |

| МАРКА | МОДЕЛЬ МОТОЦИКЛА ИЛИ СКУТЕРА | ДАТА ВЫПУСКА | СООТВЕТСТВИЕ JIS-КОДУ | МОДЕЛЬ DELTA |
|--------|--------------------------------|--------------|--------------------------------|---------------------|
| Yamaha | WR250F, X, R | 2011 | YTZ7S, YTX5L-BS | CT 1205, CT 1207.2 |
| Yamaha | XC50 Vino Classic | 2011 | YTZ7S, YTX5L-BS | CT 1205, CT 1207.2 |
| Yamaha | YW50A, F, FX Zuma | 2011 | YTZ7S, YTX5L-BS | CT 1205, CT 1207.2 |
| Yamaha | WR250F, X, RL | 2011 | YTZ7S, YTX5L-BS | CT 1205, CT 1207.2 |
| Yamaha | XF50W (C3) | 2011 | YTZ7S, YTX5L-BS | CT 1205, CT 1207.2 |
| Yamaha | TTR230 | 2011 | YTZ7S, YTX5L-BS | CT 1205, CT 1207.2 |
| Yamaha | WR450F | 2011 | YTZ7S, YTX5L-BS | CT 1205, CT 1207.2 |
| Yamaha | XT250 | 2011 | YTZ7S, YTX5L-BS | CT 1205, CT 1207.2 |
| Yamaha | TTR230E | 2011 | YTZ7S, YTX5L-BS | CT 1205, CT 1207.2 |
| Yamaha | XVS13AY V Star 1300, Stryker | 2010 | GYZ20HL, YTX20HL-BS, YTX20L-BS | CT 12201, EPS 12201 |
| Yamaha | XVZ13 Royal Star/Venture (All) | 2010 | GYZ20HL, YTX20HL-BS, YTX20L-BS | CT 12201, EPS 12201 |
| Yamaha | XVS650 V-Star (All) | 2010 | YT12B-BS | CT 1212.1 |
| Yamaha | FZ6, R | 2010 | YT12B-BS | CT 1212.1 |
| Yamaha | FJR1300, A, ES | 2010 | YT14B-BS | CT 1212.2 |
| Yamaha | Roadliner, Stratoliner | 2010 | YT14B-BS | CT 1212.2 |
| Yamaha | XV17AT Road Star, Silverado | 2010 | YT14B-BS | CT 1212.2 |
| Yamaha | Raider, Raider S | 2010 | YT14B-BS | CT 1212.2 |
| Yamaha | XVS1100 V-Star (All) | 2010 | YT14B-BS | CT 1212.2 |
| Yamaha | TTR110E Electric Start | 2010 | YT4B-BS | CT 12025 |
| Yamaha | TTR50E | 2010 | YT4B-BS | CT 12025 |
| Yamaha | Zuma 125 | 2010 | YT7B-BS | CT 1208 |
| Yamaha | YP400 Majesty | 2010 | YT9B-BS | CT 1209.1 |
| Yamaha | YZF-R6 [Excl. R6S] | 2010 | YTZ10S | CT 1210.1 |
| Yamaha | T-MAX XP500 | 2010 | YTZ10S | CT 1210.1 |
| Yamaha | YZF-R1, M | 2010 | YTZ10S | CT 1210.1 |
| Yamaha | VMAX | 2010 | YTZ14S | CT 1211 |
| Yamaha | XVS95CT,Y V Star 950, Tourer | 2010 | YTZ14S | CT 1211 |
| Yamaha | XVS95CC Copycat | 2010 | YTZ14S | CT 1211 |
| Yamaha | FZS1000 FZ1 | 2010 | YTZ14S | CT 1211 |
| Yamaha | TTR125E/LE Electric Start | 2010 | YTZ5S-BS, YTX4L-BS | CT 1204 |
| Yamaha | WR250F | 2010 | YTZ7S | CT 1205, CT 1207.2 |
| Yamaha | TTR230 | 2010 | YTZ7S, YTX5L-BS | CT 1205, CT 1207.2 |
| Yamaha | XF50W (C3) | 2010 | YTZ7S, YTX5L-BS | CT 1205, CT 1207.2 |
| Yamaha | XT250 | 2010 | YTZ7S, YTX5L-BS | CT 1205, CT 1207.2 |
| Yamaha | YW50A, F, FX Zuma | 2010 | YTZ7S, YTX5L-BS | CT 1205, CT 1207.2 |
| Yamaha | WR450F | 2010 | YTZ7S, YTX5L-BS | CT 1205, CT 1207.2 |
| Yamaha | XC50 Vino Classic | 2010 | YTZ7S, YTX5L-BS | CT 1205, CT 1207.2 |
| Yamaha | TTR230E | 2010 | YTZ7S, YTX5L-BS | CT 1205, CT 1207.2 |
| Yamaha | WR250F, X, RL | 2010 | YTZ7S, YTX5L-BS | CT 1205, CT 1207.2 |
| Yamaha | WR250F, X, R | 2010 | YTZ7S, YTX5L-BS | CT 1205, CT 1207.2 |
| Yamaha | XVS13AY V Star 1300, Stryker | 2009 | GYZ20HL, YTX20HL-BS, YTX20L-BS | CT 12201, EPS 12201 |
| Yamaha | XVZ13 Royal Star/Venture (All) | 2009 | GYZ20HL, YTX20HL-BS, YTX20L-BS | CT 12201, EPS 12201 |
| Yamaha | FZ6, R | 2009 | YT12B-BS | CT 1212.1 |
| Yamaha | XVS650 V-Star (All) | 2009 | YT12B-BS | CT 1212.1 |
| Yamaha | Raider, Raider S | 2009 | YT14B-BS | CT 1212.2 |
| Yamaha | XVS1100 V-Star (All) | 2009 | YT14B-BS | CT 1212.2 |
| Yamaha | FJR1300, A, ES | 2009 | YT14B-BS | CT 1212.2 |
| Yamaha | Roadliner, Stratoliner | 2009 | YT14B-BS | CT 1212.2 |
| Yamaha | XV17AT Road Star, Silverado | 2009 | YT14B-BS | CT 1212.2 |
| Yamaha | TTR110E Electric Start | 2009 | YT4B-BS | CT 12025 |
| Yamaha | TTR50E | 2009 | YT4B-BS | CT 12025 |
| Yamaha | Zuma 125 | 2009 | YT7B-BS | CT 1208 |
| Yamaha | YP400 Majesty | 2009 | YT9B-BS | CT 1209.1 |
| Yamaha | YZF-R6, R6S | 2009 | YT9B-BS | CT 1209.1 |
| Yamaha | YJ125T Vino 125 | 2009 | YTX7A-BS | CT 1207 |
| Yamaha | YZF-R1, M | 2009 | YTZ10S | CT 1210.1 |
| Yamaha | T-MAX XP500 | 2009 | YTZ10S | CT 1210.1 |

| МАРКА | МОДЕЛЬ МОТОЦИКЛА ИЛИ СКУТЕРА | ДАТА ВЫПУСКА | СООТВЕТСТВИЕ JIS-КОДУ | МОДЕЛЬ DELTA |
|--------|--------------------------------|--------------|--------------------------------|---------------------|
| Yamaha | YZF-R6 (Excl. R6S) | 2009 | YTZ10S | CT 1210.1 |
| Yamaha | VMAX | 2009 | YTZ14S | CT 1211 |
| Yamaha | XVS95CT,Y V Star 950, Tourer | 2009 | YTZ14S | CT 1211 |
| Yamaha | XVS95CC Copycat | 2009 | YTZ14S | CT 1211 |
| Yamaha | FZS1000 FZ1 | 2009 | YTZ14S | CT 1211 |
| Yamaha | TTR125E/LE Electric Start | 2009 | YTZ5S-BS, YTX4L-BS | CT 1204 |
| Yamaha | WR250F | 2009 | YTZ7S | CT 1205, CT 1207.2 |
| Yamaha | YW50A, F, FX Zuma | 2009 | YTZ7S, YTX5L-BS | CT 1205, CT 1207.2 |
| Yamaha | XT250 | 2009 | YTZ7S, YTX5L-BS | CT 1205, CT 1207.2 |
| Yamaha | TTR230 | 2009 | YTZ7S, YTX5L-BS | CT 1205, CT 1207.2 |
| Yamaha | XF50W (C3) | 2009 | YTZ7S, YTX5L-BS | CT 1205, CT 1207.2 |
| Yamaha | TTR230E | 2009 | YTZ7S, YTX5L-BS | CT 1205, CT 1207.2 |
| Yamaha | XC50 Vino Classic | 2009 | YTZ7S, YTX5L-BS | CT 1205, CT 1207.2 |
| Yamaha | WR450F | 2009 | YTZ7S, YTX5L-BS | CT 1205, CT 1207.2 |
| Yamaha | WR250F, X, R | 2009 | YTZ7S, YTX5L-BS | CT 1205, CT 1207.2 |
| Yamaha | WR250F, X, RL | 2009 | YTZ7S, YTX5L-BS | CT 1205, CT 1207.2 |
| Yamaha | XVZ13 Royal Star/Venture (All) | 2008 | GYZ20HL, YTX20HL-BS, YTX20L-BS | CT 12201, EPS 12201 |
| Yamaha | FZ6, R | 2008 | YT12B-BS | CT 1212.1 |
| Yamaha | XVS650 V-Star (All) | 2008 | YT12B-BS | CT 1212.1 |
| Yamaha | XV17AT Road Star, Silverado | 2008 | YT14B-BS | CT 1212.2 |
| Yamaha | XVS1100 V-Star (All) | 2008 | YT14B-BS | CT 1212.2 |
| Yamaha | Raider, Raider S | 2008 | YT14B-BS | CT 1212.2 |
| Yamaha | XV17P Road Star Warrior | 2008 | YT14B-BS | CT 1212.2 |
| Yamaha | Roadliner, Stratoliner | 2008 | YT14B-BS | CT 1212.2 |
| Yamaha | FJR1300, A, ES | 2008 | YT14B-BS | CT 1212.2 |
| Yamaha | TTR50E | 2008 | YT4B-BS | CT 12025 |
| Yamaha | TTR110E Electric Start | 2008 | YT4B-BS | CT 12025 |
| Yamaha | YP400 Majesty | 2008 | YT9B-BS | CT 1209.1 |
| Yamaha | YZF-R6, R6S | 2008 | YT9B-BS | CT 1209.1 |
| Yamaha | YJ125T Vino 125 | 2008 | YTX7A-BS | CT 1207 |
| Yamaha | YZF-R6 (Excl. R6S) | 2008 | YTZ10S | CT 1210.1 |
| Yamaha | Morphous | 2008 | YTZ10S | CT 1210.1 |
| Yamaha | YZF-R1, M | 2008 | YTZ10S | CT 1210.1 |
| Yamaha | FZS1000 FZ1 | 2008 | YTZ14S | CT 1211 |
| Yamaha | TTR125E/LE Electric Start | 2008 | YTZ5S-BS, YTX4L-BS | CT 1204 |
| Yamaha | WR250F | 2008 | YTZ7S | CT 1205, CT 1207.2 |
| Yamaha | TTR230 | 2008 | YTZ7S, YTX5L-BS | CT 1205, CT 1207.2 |
| Yamaha | YW50A, F, FX Zuma | 2008 | YTZ7S, YTX5L-BS | CT 1205, CT 1207.2 |
| Yamaha | XT250 | 2008 | YTZ7S, YTX5L-BS | CT 1205, CT 1207.2 |
| Yamaha | TTR230E | 2008 | YTZ7S, YTX5L-BS | CT 1205, CT 1207.2 |
| Yamaha | WR250F, X, RL | 2008 | YTZ7S, YTX5L-BS | CT 1205, CT 1207.2 |
| Yamaha | XC50 Vino Classic | 2008 | YTZ7S, YTX5L-BS | CT 1205, CT 1207.2 |
| Yamaha | XF50W (C3) | 2008 | YTZ7S, YTX5L-BS | CT 1205, CT 1207.2 |
| Yamaha | WR450F | 2008 | YTZ7S, YTX5L-BS | CT 1205, CT 1207.2 |
| Yamaha | WR250F, X, R | 2008 | YTZ7S, YTX5L-BS | CT 1205, CT 1207.2 |
| Yamaha | XV17AT Road Star, Silverado | 2007 | GYZ20HL, YTX20HL-BS, YTX20L-BS | CT 12201, EPS 12201 |
| Yamaha | XVZ13 Royal Star/Venture (All) | 2007 | GYZ20HL, YTX20HL-BS, YTX20L-BS | CT 12201, EPS 12201 |
| Yamaha | VMX12 V-Max | 2007 | YB16AL-A2 | CT 1216 |
| Yamaha | FZ6, R | 2007 | YT12B-BS | CT 1212.1 |
| Yamaha | XVS650 V-Star (All) | 2007 | YT12B-BS | CT 1212.1 |
| Yamaha | FJR1300, A, ES | 2007 | YT14B-BS | CT 1212.2 |
| Yamaha | XV17P Road Star Warrior | 2007 | YT14B-BS | CT 1212.2 |
| Yamaha | Roadliner, Stratoliner | 2007 | YT14B-BS | CT 1212.2 |
| Yamaha | XVS1100 V-Star (All) | 2007 | YT14B-BS | CT 1212.2 |
| Yamaha | TTR50E | 2007 | YT4B-BS | CT 12025 |
| Yamaha | TTR90E Electric Start | 2007 | YT4B-BS | CT 12025 |
| Yamaha | YP400 Majesty | 2007 | YT9B-BS | CT 1209.1 |

| МАРКА | МОДЕЛЬ МОТОЦИКЛА ИЛИ СКУТЕРА | ДАТА ВЫПУСКА | СООТВЕТСТВИЕ JIS-КОДУ | МОДЕЛЬ DELTA |
|--------|--------------------------------|--------------|--------------------------------|---------------------|
| Yamaha | YZF-R6, R6S | 2007 | YT9B-BS | CT 1209.1 |
| Yamaha | YZF600R | 2007 | YTX12-BS | CT 1212 |
| Yamaha | YJ125T Vino 125 | 2007 | YTX7A-BS | CT 1207 |
| Yamaha | YZF-R1, M | 2007 | YTZ10S | CT 1210.1 |
| Yamaha | YZF-R6 (Excl. R6S) | 2007 | YTZ10S | CT 1210.1 |
| Yamaha | Morphous | 2007 | YTZ10S | CT 1210.1 |
| Yamaha | FZS1000 FZ1 | 2007 | YTZ14S | CT 1211 |
| Yamaha | TTR125E/LE Electric Start | 2007 | YTZ5S-BS, YTX4L-BS | CT 1204 |
| Yamaha | WR250F | 2007 | YTZ7S | CT 1205, CT 1207.2 |
| Yamaha | TTR230E | 2007 | YTZ7S, YTX5L-BS | CT 1205, CT 1207.2 |
| Yamaha | XC50 Vino Classic | 2007 | YTZ7S, YTX5L-BS | CT 1205, CT 1207.2 |
| Yamaha | XT225 | 2007 | YTZ7S, YTX5L-BS | CT 1205, CT 1207.2 |
| Yamaha | WR450F | 2007 | YTZ7S, YTX5L-BS | CT 1205, CT 1207.2 |
| Yamaha | XF50W (C3) | 2007 | YTZ7S, YTX5L-BS | CT 1205, CT 1207.2 |
| Yamaha | TTR230 | 2007 | YTZ7S, YTX5L-BS | CT 1205, CT 1207.2 |
| Yamaha | YW50A, F, FX Zuma | 2007 | YTZ7S, YTX5L-BS | CT 1205, CT 1207.2 |
| Yamaha | XVZ13 Royal Star/Venture (All) | 2006 | GYZ20HL, YTX20HL-BS, YTX20L-BS | CT 12201, EPS 12201 |
| Yamaha | XV17AT Road Star, Silverado | 2006 | GYZ20HL, YTX20HL-BS, YTX20L-BS | CT 12201, EPS 12201 |
| Yamaha | VMX12 V-Max | 2006 | YB16AL-A2 | CT 1216 |
| Yamaha | FZ6, R | 2006 | YT12B-BS | CT 1212.1 |
| Yamaha | XVS650 V-Star (All) | 2006 | YT12B-BS | CT 1212.1 |
| Yamaha | XV17P Road Star Warrior | 2006 | YT14B-BS | CT 1212.2 |
| Yamaha | XVS1100 V-Star (All) | 2006 | YT14B-BS | CT 1212.2 |
| Yamaha | FJR1300, A, ES | 2006 | YT14B-BS | CT 1212.2 |
| Yamaha | Roadliner, Stratoliner | 2006 | YT14B-BS | CT 1212.2 |
| Yamaha | TTR50E | 2006 | YT4B-BS | CT 12025 |
| Yamaha | TTR90E Electric Start | 2006 | YT4B-BS | CT 12025 |
| Yamaha | TTR250 | 2006 | YT7B-BS | CT 1208 |
| Yamaha | YZF-R6, R6S | 2006 | YT9B-BS | CT 1209.1 |
| Yamaha | YP400 Majesty | 2006 | YT9B-BS | CT 1209.1 |
| Yamaha | YZF600R | 2006 | YTX12-BS | CT 1212 |
| Yamaha | YJ125T Vino 125 | 2006 | YTX7A-BS | CT 1207 |
| Yamaha | Morphous | 2006 | YTZ10S | CT 1210.1 |
| Yamaha | YZF-R1, M | 2006 | YTZ10S | CT 1210.1 |
| Yamaha | YZF-R6 (Excl. R6S) | 2006 | YTZ10S | CT 1210.1 |
| Yamaha | FZS1000 FZ1 | 2006 | YTZ14S | CT 1211 |
| Yamaha | TTR125E/LE Electric Start | 2006 | YTZ5S-BS, YTX4L-BS | CT 1204 |
| Yamaha | WR250F | 2006 | YTZ7S | CT 1205, CT 1207.2 |
| Yamaha | WR450F | 2006 | YTZ7S, YTX5L-BS | CT 1205, CT 1207.2 |
| Yamaha | XT225 | 2006 | YTZ7S, YTX5L-BS | CT 1205, CT 1207.2 |
| Yamaha | YW50A, F, FX Zuma | 2006 | YTZ7S, YTX5L-BS | CT 1205, CT 1207.2 |
| Yamaha | TTR230 | 2006 | YTZ7S, YTX5L-BS | CT 1205, CT 1207.2 |
| Yamaha | XC50 Vino Classic | 2006 | YTZ7S, YTX5L-BS | CT 1205, CT 1207.2 |
| Yamaha | TTR230E | 2006 | YTZ7S, YTX5L-BS | CT 1205, CT 1207.2 |
| Yamaha | XVZ13 Royal Star/Venture (All) | 2005 | GYZ20HL, YTX20HL-BS, YTX20L-BS | CT 12201, EPS 12201 |
| Yamaha | XV17AT Road Star, Silverado | 2005 | GYZ20HL, YTX20HL-BS, YTX20L-BS | CT 12201, EPS 12201 |
| Yamaha | VMX12 V-Max | 2005 | YB16AL-A2 | CT 1216 |
| Yamaha | FZ6, R | 2005 | YT12B-BS | CT 1212.1 |
| Yamaha | XVS650 V-Star (All) | 2005 | YT12B-BS | CT 1212.1 |
| Yamaha | FZS1000 FZ1 | 2005 | YT14B-BS | CT 1212.2 |
| Yamaha | FJR1300, A, ES | 2005 | YT14B-BS | CT 1212.2 |
| Yamaha | XVS1100 V-Star (All) | 2005 | YT14B-BS | CT 1212.2 |
| Yamaha | XV17P Road Star Warrior | 2005 | YT14B-BS | CT 1212.2 |
| Yamaha | TTR90E Electric Start | 2005 | YT4B-BS | CT 12025 |
| Yamaha | TTR250 | 2005 | YT7B-BS | CT 1208 |
| Yamaha | YP400 Majesty | 2005 | YT9B-BS | CT 1209.1 |
| Yamaha | YZF-R6, R6S | 2005 | YT9B-BS | CT 1209.1 |

| МАРКА | МОДЕЛЬ МОТОЦИКЛА ИЛИ СКУТЕРА | ДАТА ВЫПУСКА | СООТВЕТСТВИЕ JIS-КОДУ | МОДЕЛЬ DELTA |
|--------|--------------------------------|--------------|--------------------------------|---------------------|
| Yamaha | YZF600R | 2005 | YTX12-BS | CT 1212 |
| Yamaha | YJ125T Vino 125 | 2005 | YTX7A-BS | CT 1207 |
| Yamaha | YZF-R1, M | 2005 | YTZ10S | CT 1210.1 |
| Yamaha | TTR125E/LE Electric Start | 2005 | YTZ5S-BS, YTX4L-BS | CT 1204 |
| Yamaha | WR250F | 2005 | YTZ7S | CT 1205, CT 1207.2 |
| Yamaha | XC50 Vino Classic | 2005 | YTZ7S, YTX5L-BS | CT 1205, CT 1207.2 |
| Yamaha | XT225 | 2005 | YTZ7S, YTX5L-BS | CT 1205, CT 1207.2 |
| Yamaha | WR450F | 2005 | YTZ7S, YTX5L-BS | CT 1205, CT 1207.2 |
| Yamaha | YW50A, F, FX Zuma | 2005 | YTZ7S, YTX5L-BS | CT 1205, CT 1207.2 |
| Yamaha | TTR230 | 2005 | YTZ7S, YTX5L-BS | CT 1205, CT 1207.2 |
| Yamaha | XV17AT Road Star, Silverado | 2004 | GYZ20HL, YTX20HL-BS, YTX20L-BS | CT 12201, EPS 12201 |
| Yamaha | XVZ13 Royal Star/Venture (All) | 2004 | GYZ20HL, YTX20HL-BS, YTX20L-BS | CT 12201, EPS 12201 |
| Yamaha | VMX12 V-Max | 2004 | YB16AL-A2 | CT 1216 |
| Yamaha | XVS650 V-Star (All) | 2004 | YT12B-BS | CT 1212.1 |
| Yamaha | FZS1000 FZ1 | 2004 | YT14B-BS | CT 1212.2 |
| Yamaha | FJR1300, A, ES | 2004 | YT14B-BS | CT 1212.2 |
| Yamaha | XVS1100 V-Star (All) | 2004 | YT14B-BS | CT 1212.2 |
| Yamaha | XV17P Road Star Warrior | 2004 | YT14B-BS | CT 1212.2 |
| Yamaha | TTR90E Electric Start | 2004 | YT4B-BS | CT 12025 |
| Yamaha | TTR250 | 2004 | YT7B-BS | CT 1208 |
| Yamaha | YZF-R6, R6S | 2004 | YT9B-BS | CT 1209.1 |
| Yamaha | YP400 Majesty | 2004 | YT9B-BS | CT 1209.1 |
| Yamaha | YZF600R | 2004 | YTX12-BS | CT 1212 |
| Yamaha | YJ125T Vino 125 | 2004 | YTX7A-BS | CT 1207 |
| Yamaha | YZF-R1, M | 2004 | YTZ10S | CT 1210.1 |
| Yamaha | TTR125E/LE Electric Start | 2004 | YTZ5S-BS, YTX4L-BS | CT 1204 |
| Yamaha | WR250F | 2004 | YTZ7S | CT 1205, CT 1207.2 |
| Yamaha | YW50A, F, FX Zuma | 2004 | YTZ7S, YTX5L-BS | CT 1205, CT 1207.2 |
| Yamaha | XT225 | 2004 | YTZ7S, YTX5L-BS | CT 1205, CT 1207.2 |
| Yamaha | XC50 Vino Classic | 2004 | YTZ7S, YTX5L-BS | CT 1205, CT 1207.2 |
| Yamaha | WR450F | 2004 | YTZ7S, YTX5L-BS | CT 1205, CT 1207.2 |
| Yamaha | XVZ13 Royal Star/Venture (All) | 2003 | GYZ20HL, YTX20HL-BS, YTX20L-BS | CT 12201, EPS 12201 |
| Yamaha | XV1600 Road Star | 2003 | GYZ20HL, YTX20HL-BS, YTX20L-BS | CT 12201, EPS 12201 |
| Yamaha | VMX12 V-Max | 2003 | YB16AL-A2 | CT 1216 |
| Yamaha | XVS650 V-Star (All) | 2003 | YT12B-BS | CT 1212.1 |
| Yamaha | YZF-R1 | 2003 | YT12B-BS | CT 1212.1 |
| Yamaha | FZS1000 FZ1 | 2003 | YT14B-BS | CT 1212.2 |
| Yamaha | XVS1100 V-Star (All) | 2003 | YT14B-BS | CT 1212.2 |
| Yamaha | FJR1300, A, ES | 2003 | YT14B-BS | CT 1212.2 |
| Yamaha | XV17P Road Star Warrior | 2003 | YT14B-BS | CT 1212.2 |
| Yamaha | TTR90E Electric Start | 2003 | YT4B-BS | CT 12025 |
| Yamaha | TTR250 | 2003 | YT7B-BS | CT 1208 |
| Yamaha | YZF-R6, R6S | 2003 | YT9B-BS | CT 1209.1 |
| Yamaha | YZF600R | 2003 | YTX12-BS | CT 1212 |
| Yamaha | TTR125E/LE Electric Start | 2003 | YTZ5S-BS, YTX4L-BS | CT 1204 |
| Yamaha | WR250F | 2003 | YTZ7S | CT 1205, CT 1207.2 |
| Yamaha | XC50 Vino Classic | 2003 | YTZ7S, YTX5L-BS | CT 1205, CT 1207.2 |
| Yamaha | XT225 | 2003 | YTZ7S, YTX5L-BS | CT 1205, CT 1207.2 |
| Yamaha | YW50A, F, FX Zuma | 2003 | YTZ7S, YTX5L-BS | CT 1205, CT 1207.2 |
| Yamaha | WR450F | 2003 | YTZ7S, YTX5L-BS | CT 1205, CT 1207.2 |
| Yamaha | XVZ13 Royal Star/Venture (All) | 2002 | GYZ20HL, YTX20HL-BS, YTX20L-BS | CT 12201, EPS 12201 |
| Yamaha | XV1600 Road Star | 2002 | GYZ20HL, YTX20HL-BS, YTX20L-BS | CT 12201, EPS 12201 |
| Yamaha | VMX12 V-Max | 2002 | YB16AL-A2 | CT 1216 |
| Yamaha | XVS650 V-Star (All) | 2002 | YT12B-BS | CT 1212.1 |
| Yamaha | YZF-R1 | 2002 | YT12B-BS | CT 1212.1 |
| Yamaha | FZS1000 FZ1 | 2002 | YT14B-BS | CT 1212.2 |
| Yamaha | XVS1100 V-Star (All) | 2002 | YT14B-BS | CT 1212.2 |

| МАРКА | МОДЕЛЬ МОТОЦИКЛА ИЛИ СКУТЕРА | ДАТА ВЫПУСКА | СООТВЕТСТВИЕ JIS-КОДУ | МОДЕЛЬ DELTA |
|--------|--------------------------------|--------------|--------------------------------|-------------------------------|
| Yamaha | XV17P Road Star Warrior | 2002 | YT14B-BS | CT 1212.2 |
| Yamaha | TTR250 | 2002 | YT7B-BS | CT 1208 |
| Yamaha | YZF-R6, R6S | 2002 | YT9B-BS | CT 1209.1 |
| Yamaha | YZF600R | 2002 | YTX12-BS | CT 1212 |
| Yamaha | YW50A, F, FX Zuma | 2002 | YTZ7S, YTX5L-BS | CT 1205, CT 1207.2 |
| Yamaha | XT225 | 2002 | YTZ7S, YTX5L-BS | CT 1205, CT 1207.2 |
| Yamaha | XC50 Vino Classic | 2002 | YTZ7S, YTX5L-BS | CT 1205, CT 1207.2 |
| Yamaha | XVZ13 Royal Star/Venture (All) | 2001 | GYZ20HL, YTX20HL-BS, YTX20L-BS | CT 12201, EPS 12201 |
| Yamaha | XV1600 Road Star | 2001 | GYZ20HL, YTX20HL-BS, YTX20L-BS | CT 12201, EPS 12201 |
| Yamaha | VMX12 V-Max | 2001 | YB16AL-A2 | CT 1216 |
| Yamaha | XVS650 V-Star (All) | 2001 | YT12B-BS | CT 1212.1 |
| Yamaha | YZF-R1 | 2001 | YT12B-BS | CT 1212.1 |
| Yamaha | XVS1100 V-Star (All) | 2001 | YT14B-BS | CT 1212.2 |
| Yamaha | FZS1000 FZ1 | 2001 | YT14B-BS | CT 1212.2 |
| Yamaha | TTR250 | 2001 | YT7B-BS | CT 1208 |
| Yamaha | YZF-R6, R6S | 2001 | YT9B-BS | CT 1209.1 |
| Yamaha | YZF600R | 2001 | YTX12-BS | CT 1212 |
| Yamaha | CY50 Riva Jog | 2001 | YTZ5S-BS, YTX4L-BS | CT 1204 |
| Yamaha | XC50 Vino Classic | 2001 | YTZ7S, YTX5L-BS | CT 1205, CT 1207.2 |
| Yamaha | XT225 | 2001 | YTZ7S, YTX5L-BS | CT 1205, CT 1207.2 |
| Yamaha | XV1600 Road Star | 2000 | GYZ20HL, YTX20HL-BS, YTX20L-BS | CT 12201, EPS 12201 |
| Yamaha | XVZ13 Royal Star/Venture (All) | 2000 | GYZ20HL, YTX20HL-BS, YTX20L-BS | CT 12201, EPS 12201 |
| Yamaha | VMX12 V-Max | 2000 | YB16AL-A2 | CT 1216 |
| Yamaha | YZF-R6 | 2000 | YT12B-BS | CT 1212.1 |
| Yamaha | XVS650 V-Star (All) | 2000 | YT12B-BS | CT 1212.1 |
| Yamaha | YZF-R1 | 2000 | YT12B-BS | CT 1212.1 |
| Yamaha | XVS1100 V-Star (All) | 2000 | YT14B-BS | CT 1212.2 |
| Yamaha | TTR250 | 2000 | YT7B-BS | CT 1208 |
| Yamaha | YZF600R | 2000 | YTX12-BS | CT 1212 |
| Yamaha | CY50 Riva Jog | 2000 | YTZ5S-BS, YTX4L-BS | CT 1204 |
| Yamaha | XT225 Serow | 2000 | YTZ8V, YTX7L-BS | CT 1205, CT 1207.1, CT 1207.2 |
| Yamaha | XV1600 Road Star | 1999 | GYZ20HL, YTX20HL-BS, YTX20L-BS | CT 12201, EPS 12201 |
| Yamaha | XVZ13 Royal Star/Venture (All) | 1999 | GYZ20HL, YTX20HL-BS, YTX20L-BS | CT 12201, EPS 12201 |
| Yamaha | VMX12 V-Max | 1999 | YB16AL-A2 | CT 1216 |
| Yamaha | YZF-R1 | 1999 | YT12B-BS | CT 1212.1 |
| Yamaha | XVS650 V-Star (All) | 1999 | YT12B-BS | CT 1212.1 |
| Yamaha | YZF-R6 | 1999 | YT12B-BS | CT 1212.1 |
| Yamaha | XVS1100 V-Star (All) | 1999 | YT14B-BS | CT 1212.2 |
| Yamaha | TTR250 | 1999 | YT7B-BS | CT 1208 |
| Yamaha | YZF-R7 | 1999 | YT9B-BS | CT 1209.1 |
| Yamaha | YZF600R | 1999 | YTX12-BS | CT 1212 |
| Yamaha | TRX850 | 1999 | YTX12-BS | CT 1212 |
| Yamaha | XV1100 Virago (All) | 1999 | YTX24HL-BS, Y50-N18L-A-CX | CT 1220, EPS 1220 |
| Yamaha | CY50 Riva Jog | 1999 | YTZ5S-BS, YTX4L-BS | CT 1204 |
| Yamaha | XT225 Serow | 1999 | YTZ8V, YTX7L-BS | CT 1205, CT 1207.1, CT 1207.2 |
| Yamaha | YZF1000R | 1998 | GYZ16H, YTX14H-BS, YTX14-BS | CT 1214, EPS 1214 |
| Yamaha | XVZ13 Royal Star/Venture (All) | 1998 | GYZ20HL, YTX20HL-BS, YTX20L-BS | CT 12201, EPS 12201 |
| Yamaha | VMX12 V-Max | 1998 | YB16AL-A2 | CT 1216 |
| Yamaha | XVS650 V-Star (All) | 1998 | YT12B-BS | CT 1212.1 |
| Yamaha | YZF-R1 | 1998 | YT12B-BS | CT 1212.1 |
| Yamaha | YZF600R | 1998 | YTX12-BS | CT 1212 |
| Yamaha | YZF750R | 1998 | YTX12-BS | CT 1212 |
| Yamaha | TRX850 | 1998 | YTX12-BS | CT 1212 |
| Yamaha | XV1100 Virago (All) | 1998 | YTX24HL-BS, Y50-N18L-A-CX | CT 1220, EPS 1220 |
| Yamaha | XJ600S Seca II | 1998 | YTX9-BS | CT 1209 |
| Yamaha | CY50 Riva Jog | 1998 | YTZ5S-BS, YTX4L-BS | CT 1204 |
| Yamaha | XT225 Serow | 1998 | YTZ8V, YTX7L-BS | CT 1205, CT 1207.1, CT 1207.2 |

| МАРКА | МОДЕЛЬ МОТОЦИКЛА ИЛИ СКУТЕРА | ДАТА ВЫПУСКА | СООТВЕТСТВИЕ JIS-КОДУ | МОДЕЛЬ DELTA |
|--------|--------------------------------|--------------|--------------------------------|-------------------------------|
| Yamaha | YZF1000R | 1997 | GYZ16H, YTX14H-BS, YTX14-BS | CT 1214, EPS 1214 |
| Yamaha | XVZ13 Royal Star/Venture (All) | 1997 | GYZ20HL, YTX20HL-BS, YTX20L-BS | CT 12201, EPS 12201 |
| Yamaha | VMX12 V-Max | 1997 | YB16AL-A2 | CT 1216 |
| Yamaha | YZF600R | 1997 | YTX12-BS | CT 1212 |
| Yamaha | YZF750R | 1997 | YTX12-BS | CT 1212 |
| Yamaha | TRX850 | 1997 | YTX12-BS | CT 1212 |
| Yamaha | XV1100 Virago (All) | 1997 | YTX24HL-BS, Y50-N18L-A-CX | CT 1220, EPS 1220 |
| Yamaha | XJ600S Seca II | 1997 | YTX9-BS | CT 1209 |
| Yamaha | CY50 Riva Jog | 1997 | YTZ5S-BS, YTX4L-BS | CT 1204 |
| Yamaha | XT225 Serow | 1997 | YTZ8V, YTX7L-BS | CT 1205, CT 1207.1, CT 1207.2 |
| Yamaha | XVZ13 Royal Star/Venture (All) | 1996 | GYZ20HL, YTX20HL-BS, YTX20L-BS | CT 12201, EPS 12201 |
| Yamaha | VMX12 V-Max | 1996 | YB16AL-A2 | CT 1216 |
| Yamaha | XV750 Virago (All) | 1996 | YB16AL-A2 | CT 1216 |
| Yamaha | YZF600R | 1996 | YTX12-BS | CT 1212 |
| Yamaha | TRX850 | 1996 | YTX12-BS | CT 1212 |
| Yamaha | YZF750R | 1996 | YTX12-BS | CT 1212 |
| Yamaha | XV1100 Virago (All) | 1996 | YTX24HL-BS, Y50-N18L-A-CX | CT 1220, EPS 1220 |
| Yamaha | XJ600S Seca II | 1996 | YTX9-BS | CT 1209 |
| Yamaha | CY50 Riva Jog | 1996 | YTZ5S-BS, YTX4L-BS | CT 1204 |
| Yamaha | XT225 Serow | 1996 | YTZ8V, YTX7L-BS | CT 1205, CT 1207.1, CT 1207.2 |
| Yamaha | FZR1000 | 1995 | GYZ16H, YTX14H-BS, YTX14-BS | CT 1214, EPS 1214 |
| Yamaha | XV750 Virago (All) | 1995 | YB16AL-A2 | CT 1216 |
| Yamaha | VMX12 V-Max | 1995 | YB16AL-A2 | CT 1216 |
| Yamaha | YZF600R | 1995 | YTX12-BS | CT 1212 |
| Yamaha | TRX850 | 1995 | YTX12-BS | CT 1212 |
| Yamaha | YZF750R | 1995 | YTX12-BS | CT 1212 |
| Yamaha | XV1100 Virago (All) | 1995 | YTX24HL-BS, Y50-N18L-A-CX | CT 1220, EPS 1220 |
| Yamaha | XT600E | 1995 | YTX9-BS | CT 1209 |
| Yamaha | XJ600S Seca II | 1995 | YTX9-BS | CT 1209 |
| Yamaha | CY50 Riva Jog | 1995 | YTZ5S-BS, YTX4L-BS | CT 1204 |
| Yamaha | XT225 Serow | 1995 | YTZ8V, YTX7L-BS | CT 1205, CT 1207.1, CT 1207.2 |
| Yamaha | GTS1000 | 1994 | GYZ16H, YTX14-BS | CT 1214, EPS 1214 |
| Yamaha | FZR1000 | 1994 | GYZ16H, YTX14H-BS, YTX14-BS | CT 1214, EPS 1214 |
| Yamaha | VMX12 V-Max | 1994 | YB16AL-A2 | CT 1216 |
| Yamaha | XV750 Virago (All) | 1994 | YB16AL-A2 | CT 1216 |
| Yamaha | YZF750R | 1994 | YTX12-BS | CT 1212 |
| Yamaha | XV1100 Virago (All) | 1994 | YTX24HL-BS, Y50-N18L-A-CX | CT 1220, EPS 1220 |
| Yamaha | XT600E | 1994 | YTX9-BS | CT 1209 |
| Yamaha | XJ600S Seca II | 1994 | YTX9-BS | CT 1209 |
| Yamaha | CY50 Riva Jog | 1994 | YTZ5S-BS, YTX4L-BS | CT 1204 |
| Yamaha | XT225 Serow | 1994 | YTZ8V, YTX7L-BS | CT 1205, CT 1207.1, CT 1207.2 |
| Yamaha | FJ1200 (All) | 1993 | GYZ16H, YTX14-BS | CT 1214, EPS 1214 |
| Yamaha | GTS1000 | 1993 | GYZ16H, YTX14-BS | CT 1214, EPS 1214 |
| Yamaha | FZR1000 | 1993 | GYZ16H, YTX14H-BS, YTX14-BS | CT 1214, EPS 1214 |
| Yamaha | VMX12 V-Max | 1993 | YB16AL-A2 | CT 1216 |
| Yamaha | XV750 Virago (All) | 1993 | YB16AL-A2 | CT 1216 |
| Yamaha | TDM850 | 1993 | YTX12-BS | CT 1212 |
| Yamaha | XVZ13 Venture/Royale | 1993 | YTX24HL-BS, SY50-N18L-AT | CT 1220, EPS 1220 |
| Yamaha | XV1100 Virago (All) | 1993 | YTX24HL-BS, Y50-N18L-A-CX | CT 1220, EPS 1220 |
| Yamaha | XT600E | 1993 | YTX9-BS | CT 1209 |
| Yamaha | XJ600S Seca II | 1993 | YTX9-BS | CT 1209 |
| Yamaha | CY50 Riva Jog | 1993 | YTZ5S-BS, YTX4L-BS | CT 1204 |
| Yamaha | XT225 Serow | 1993 | YTZ8V, YTX7L-BS | CT 1205, CT 1207.1, CT 1207.2 |
| Yamaha | FJ1200 (All) | 1992 | GYZ16H, YTX14-BS | CT 1214, EPS 1214 |
| Yamaha | FZR1000 | 1992 | GYZ16H, YTX14H-BS, YTX14-BS | CT 1214, EPS 1214 |
| Yamaha | VMX12 V-Max | 1992 | YB16AL-A2 | CT 1216 |
| Yamaha | XV750 Virago (All) | 1992 | YB16AL-A2 | CT 1216 |

| МАРКА | МОДЕЛЬ МОТОЦИКЛА ИЛИ СКУТЕРА | ДАТА ВЫПУСКА | СООТВЕТСТВИЕ JIS-КОДУ | МОДЕЛЬ DELTA |
|--------|------------------------------|--------------|-----------------------------|-------------------------------|
| Yamaha | TDM850 | 1992 | YTX12-BS | CT 1212 |
| Yamaha | XVZ13 Venture/Royale | 1992 | YTX24HL-BS, SY50-N18L-AT | CT 1220, EPS 1220 |
| Yamaha | XV1100 Virago (All) | 1992 | YTX24HL-BS, Y50-N18L-A-CX | CT 1220, EPS 1220 |
| Yamaha | XT600E | 1992 | YTX9-BS | CT 1209 |
| Yamaha | XJ600S Seca II | 1992 | YTX9-BS | CT 1209 |
| Yamaha | CY50 Riva Jog | 1992 | YTZ5S-BS, YTX4L-BS | CT 1204 |
| Yamaha | XT225 Serow | 1992 | YTZ8V, YTX7L-BS | CT 1205, CT 1207.1, CT 1207.2 |
| Yamaha | FJ1200 (All) | 1991 | GYZ16H, YTX14-BS | CT 1214, EPS 1214 |
| Yamaha | FZR1000 | 1991 | GYZ16H, YTX14H-BS, YTX14-BS | CT 1214, EPS 1214 |
| Yamaha | VMX12 V-Max | 1991 | YB16AL-A2 | CT 1216 |
| Yamaha | XV750 Virago (All) | 1991 | YB16AL-A2 | CT 1216 |
| Yamaha | XVZ13 Venture/Royale | 1991 | YTX24HL-BS, SY50-N18L-AT | CT 1220, EPS 1220 |
| Yamaha | XV1100 Virago (All) | 1991 | YTX24HL-BS, Y50-N18L-A-CX | CT 1220, EPS 1220 |
| Yamaha | XT600E | 1991 | YTX9-BS | CT 1209 |
| Yamaha | VMX12 V-Max | 1990 | YB16AL-A2 | CT 1216 |
| Yamaha | XV750 Virago (All) | 1990 | YB16AL-A2 | CT 1216 |
| Yamaha | FJ1200 | 1990 | YTX14AHL-BS, SYB14L-A2 | CT 1214.1 |
| Yamaha | FZR1000 | 1990 | YTX14AHL-BS, SYB14L-A2 | CT 1214.1 |
| Yamaha | XVZ13 Venture/Royale | 1990 | YTX24HL-BS, SY50-N18L-AT | CT 1220, EPS 1220 |
| Yamaha | XV1100 Virago (All) | 1990 | YTX24HL-BS, Y50-N18L-A-CX | CT 1220, EPS 1220 |
| Yamaha | XT600E | 1990 | YTX9-BS | CT 1209 |
| Yamaha | VMX12 V-Max | 1989 | YB16AL-A2 | CT 1216 |
| Yamaha | XV750 Virago (All) | 1989 | YB16AL-A2 | CT 1216 |
| Yamaha | XT600 | 1989 | YB5L-B | CT 1205.1 |
| Yamaha | FJ1200 | 1989 | YTX14AHL-BS, SYB14L-A2 | CT 1214.1 |
| Yamaha | FZR1000 | 1989 | YTX14AHL-BS, SYB14L-A2 | CT 1214.1 |
| Yamaha | XVZ13 Venture/Royale | 1989 | YTX24HL-BS, SY50-N18L-AT | CT 1220, EPS 1220 |
| Yamaha | XV1100 Virago (All) | 1989 | YTX24HL-BS, Y50-N18L-A-CX | CT 1220, EPS 1220 |
| Yamaha | VMX12 V-Max | 1988 | YB16AL-A2 | CT 1216 |
| Yamaha | XV750 Virago (All) | 1988 | YB16AL-A2 | CT 1216 |
| Yamaha | XT600 | 1988 | YB5L-B | CT 1205.1 |
| Yamaha | FZR1000 | 1988 | YTX14AHL-BS, SYB14L-A2 | CT 1214.1 |
| Yamaha | FJ1200 | 1988 | YTX14AHL-BS, SYB14L-A2 | CT 1214.1 |
| Yamaha | FZ750, FZR750 | 1988 | YTX14AHL-BS, SYB14L-A2 | CT 1214.1 |
| Yamaha | XVZ13 Venture/Royale | 1988 | YTX24HL-BS, SY50-N18L-AT | CT 1220, EPS 1220 |
| Yamaha | XV1100 Virago (All) | 1988 | YTX24HL-BS, Y50-N18L-A-CX | CT 1220, EPS 1220 |
| Yamaha | XV750 Virago (All) | 1987 | YB16AL-A2 | CT 1216 |
| Yamaha | XV700 Virago | 1987 | YB16AL-A2 | CT 1216 |
| Yamaha | VMX12 V-Max | 1987 | YB16AL-A2 | CT 1216 |
| Yamaha | XT600 | 1987 | YB5L-B | CT 1205.1 |
| Yamaha | FZR1000 | 1987 | YTX14AHL-BS, SYB14L-A2 | CT 1214.1 |
| Yamaha | FZ750, FZR750 | 1987 | YTX14AHL-BS, SYB14L-A2 | CT 1214.1 |
| Yamaha | FZ700, Fazer | 1987 | YTX14AHL-BS, SYB14L-A2 | CT 1214.1 |
| Yamaha | FJ1200 | 1987 | YTX14AHL-BS, SYB14L-A2 | CT 1214.1 |
| Yamaha | XVZ13 Venture/Royale | 1987 | YTX24HL-BS, SY50-N18L-AT | CT 1220, EPS 1220 |
| Yamaha | XV1100 Virago (All) | 1987 | YTX24HL-BS, Y50-N18L-A-CX | CT 1220, EPS 1220 |
| Yamaha | XV750 Virago (All) | 1986 | YB16AL-A2 | CT 1216 |
| Yamaha | XV700 Virago | 1986 | YB16AL-A2 | CT 1216 |
| Yamaha | VMX12 V-Max | 1986 | YB16AL-A2 | CT 1216 |
| Yamaha | XT600 | 1986 | YB5L-B | CT 1205.1 |
| Yamaha | SRX600 | 1986 | YB5L-B | CT 1205.1 |
| Yamaha | FZ700, Fazer | 1986 | YTX14AHL-BS, SYB14L-A2 | CT 1214.1 |
| Yamaha | FZ750, FZR750 | 1986 | YTX14AHL-BS, SYB14L-A2 | CT 1214.1 |
| Yamaha | FJ1200 | 1986 | YTX14AHL-BS, SYB14L-A2 | CT 1214.1 |
| Yamaha | XJ700 Maxim, XJ700X | 1986 | YTX14AHL-BS, SYB14L-A2 | CT 1214.1 |
| Yamaha | XVZ13 Venture/Royale | 1986 | YTX24HL-BS, SY50-N18L-AT | CT 1220, EPS 1220 |
| Yamaha | XV1100 Virago (All) | 1986 | YTX24HL-BS, Y50-N18L-A-CX | CT 1220, EPS 1220 |

| МАРКА | МОДЕЛЬ МОТОЦИКЛА ИЛИ СКУТЕРА | ДАТА ВЫПУСКА | СООТВЕТСТВИЕ JIS-КОДУ | МОДЕЛЬ DELTA |
|--------|------------------------------|--------------|---------------------------|-------------------|
| Yamaha | XC180 Riva | 1985 | YB10L-B | CT 1210 |
| Yamaha | VMX12 V-Max | 1985 | YB16AL-A2 | CT 1216 |
| Yamaha | XV750 Virago (All) | 1985 | YB16AL-A2 | CT 1216 |
| Yamaha | XV700 Virago | 1985 | YB16AL-A2 | CT 1216 |
| Yamaha | XT600 | 1985 | YB5L-B | CT 1205.1 |
| Yamaha | XJ700 Maxim, XJ700X | 1985 | YTX14AHL-BS, SYB14L-A2 | CT 1214.1 |
| Yamaha | FZ750, FZR750 | 1985 | YTX14AHL-BS, SYB14L-A2 | CT 1214.1 |
| Yamaha | FJ1100 | 1985 | YTX14AHL-BS, YB14L-A2 | CT 1214.1 |
| Yamaha | XVZ12 Venture/Royale | 1985 | YTX24HL-BS, SY50-N18L-AT | CT 1220, EPS 1220 |
| Yamaha | XV1000 Virago | 1985 | YTX24HL-BS, Y50-N18L-A-CX | CT 1220, EPS 1220 |
| Yamaha | XC180 Riva | 1984 | YB10L-B | CT 1210 |
| Yamaha | XV750 Virago (All) | 1984 | YB16AL-A2 | CT 1216 |
| Yamaha | XV700 Virago | 1984 | YB16AL-A2 | CT 1216 |
| Yamaha | XT600 | 1984 | YB5L-B | CT 1205.1 |
| Yamaha | FJ1100 | 1984 | YTX14AHL-BS, YB14L-A2 | CT 1214.1 |
| Yamaha | XVZ12 Venture/Royale | 1984 | YTX24HL-BS, SY50-N18L-AT | CT 1220, EPS 1220 |
| Yamaha | XV1000 Virago | 1984 | YTX24HL-BS, Y50-N18L-A-CX | CT 1220, EPS 1220 |
| Yamaha | XC180 Riva | 1983 | YB10L-B | CT 1210 |
| Yamaha | XV750 Virago (All) | 1983 | YB16AL-A2 | CT 1216 |
| Yamaha | XT550 | 1983 | YB5L-B | CT 1205.1 |
| Yamaha | XS650 | 1983 | YTX14AHL-BS, SYB14L-A2 | CT 1214.1 |
| Yamaha | XJ750M Midnight Maxim | 1983 | YTX14AHL-BS, SYB14L-A2 | CT 1214.1 |
| Yamaha | XJ900R Seca | 1983 | YTX14AHL-BS, SYB14L-A2 | CT 1214.1 |
| Yamaha | XZ550R Vision | 1983 | YTX14AHL-BS, SYB14L-A2 | CT 1214.1 |
| Yamaha | XVZ12 Venture/Royale | 1983 | YTX24HL-BS, SY50-N18L-AT | CT 1220, EPS 1220 |
| Yamaha | XV920R Virago | 1983 | YTX24HL-BS, Y50-N18L-A-CX | CT 1220, EPS 1220 |
| Yamaha | XV920M Midnight Virago | 1983 | YTX24HL-BS, Y50-N18L-A-CX | CT 1220, EPS 1220 |
| Yamaha | XV750 Virago (All) | 1982 | YB16AL-A2 | CT 1216 |
| Yamaha | XT550 | 1982 | YB5L-B | CT 1205.1 |
| Yamaha | XS650 | 1982 | YTX14AHL-BS, SYB14L-A2 | CT 1214.1 |
| Yamaha | XZ550R Vision | 1982 | YTX14AHL-BS, SYB14L-A2 | CT 1214.1 |
| Yamaha | XV920 Virago | 1982 | YTX24HL-BS, SY50-N18L-AT | CT 1220, EPS 1220 |
| Yamaha | XJ1100 Maxim | 1982 | YTX24HL-BS, SY50-N18L-AT | CT 1220, EPS 1220 |
| Yamaha | XV920R Virago | 1982 | YTX24HL-BS, Y50-N18L-A-CX | CT 1220, EPS 1220 |
| Yamaha | XV750 Virago (All) | 1981 | YB16AL-A2 | CT 1216 |
| Yamaha | XS850 (All) | 1981 | YTX14AHL-BS, SYB14L-A2 | CT 1214.1 |
| Yamaha | XS650 | 1981 | YTX14AHL-BS, SYB14L-A2 | CT 1214.1 |
| Yamaha | XV920R Virago | 1981 | YTX24HL-BS, Y50-N18L-A-CX | CT 1220, EPS 1220 |
| Yamaha | XS1100 (All) | 1981 | YTX24HL-BS, Y50-N18L-A-CX | CT 1220, EPS 1220 |
| Yamaha | XS650 | 1980 | YTX14AHL-BS, SYB14L-A2 | CT 1214.1 |
| Yamaha | XS850 (All) | 1980 | YTX14AHL-BS, SYB14L-A2 | CT 1214.1 |
| Yamaha | XS1100 (All) | 1980 | YTX24HL-BS, Y50-N18L-A-CX | CT 1220, EPS 1220 |
| Yamaha | XS650 | 1979 | YTX14AHL-BS, SYB14L-A2 | CT 1214.1 |
| Yamaha | XS750 (All) | 1979 | YTX14AHL-BS, SYB14L-A2 | CT 1214.1 |
| Yamaha | XS1100 (All) | 1979 | YTX24HL-BS, Y50-N18L-A-CX | CT 1220, EPS 1220 |
| Yamaha | XS750 (All) | 1978 | YTX14AHL-BS, SYB14L-A2 | CT 1214.1 |
| Yamaha | XS650 | 1978 | YTX14AHL-BS, SYB14L-A2 | CT 1214.1 |
| Yamaha | XS500 | 1978 | YTX14AHL-BS, SYB14L-A2 | CT 1214.1 |
| Yamaha | XS1100 (All) | 1978 | YTX24HL-BS, Y50-N18L-A-CX | CT 1220, EPS 1220 |
| Yamaha | XS650 | 1977 | YTX14AHL-BS, SYB14L-A2 | CT 1214.1 |
| Yamaha | XS500 | 1977 | YTX14AHL-BS, SYB14L-A2 | CT 1214.1 |
| Yamaha | XS750 (All) | 1977 | YTX14AHL-BS, SYB14L-A2 | CT 1214.1 |
| Yamaha | XS500 | 1976 | YTX14AHL-BS, SYB14L-A2 | CT 1214.1 |
| Yamaha | XS650 | 1976 | YTX14AHL-BS, SYB14L-A2 | CT 1214.1 |
| Yamaha | XS500 | 1975 | YTX14AHL-BS, SYB14L-A2 | CT 1214.1 |
| Yamaha | XS650 | 1975 | YTX14AHL-BS, SYB14L-A2 | CT 1214.1 |

| МАРКА | МОДЕЛЬ МОТОЦИКЛА ИЛИ СКУТЕРА | ДАТА ВЫПУСКА | СООТВЕТСТВИЕ JIS-КОДУ | МОДЕЛЬ DELTA |
|-------------------------|------------------------------|--------------|---|---------------------|
| Yamaha | TX750 | 1974 | GYZ20HL, YTX20HL-BS, YTX20L-BS, YB16L-B | CT 12201, EPS 12201 |
| Yamaha | TX500 | 1974 | YTX14AHL-BS, SYB14L-A2 | CT 1214.1 |
| Yamaha | TX650 | 1974 | YTX14AHL-BS, SYB14L-A2 | CT 1214.1 |
| Yamaha | TX750 | 1973 | GYZ20HL, YTX20HL-BS, YTX20L-BS, YB16L-B | CT 12201, EPS 12201 |
| Yamaha | TX500 | 1973 | YTX14AHL-BS, SYB14L-A2 | CT 1214.1 |
| Yamaha | DS6B, DS6C | 1970 | YB5L-B | CT 1205.1 |
| Yamaha | R3 | 1969 | YB5L-B | CT 1205.1 |
| Yamaha | DS6B, DS6C | 1969 | YB5L-B | CT 1205.1 |
| Yamaha | YA6 | 1966 | YB10L-B | CT 1210 |
| Yamaha | YA6 | 1965 | YB10L-B | CT 1210 |
| Yamaha | YA6 | 1964 | YB10L-B | CT 1210 |
| ZENGCHENGHAILI | | | | |
| ZengChengHaiLi | HJ100T-A | - | YTX7A-BS | CT 1207 |
| ZengChengHaiLi | HJ100T-E | - | YTX7A-BS | CT 1207 |
| ZengChengHaiLi | HJ125-2, 3, 5, 9, 10, 15, 18 | - | 12N9-4B-1 | CT 1210 |
| ZengChengHaiLi | HJ125T, -3, 8, B, D, 2D | - | YTX7A-BS | CT 1207 |
| ZengChengHaiLi | HJ150-9, 10 | - | 12N9-4B-1 | CT 1210 |
| ZengChengHaiLi | HJ150ST | - | YTX9-BS | CT 1209 |
| ZengChengHaiLi | HJ250 | - | 12N9-4B-1 | CT 1210 |
| ZONGSHEN PIAGGIO | | | | |
| ZongShen Piaggio | FLY-50 | - | YB9-B | CT 1210 |
| ZongShen Piaggio | ZIP50 | - | YT4L-BS, YTX4L-BS, YT4L-BS | CT 1204 |
| ZongShen Piaggio | ZIP50 / 50QT | - | YTX9-BS | CT 1209 |
| ZongShen Piaggio | BYQ100T-ZE | - | YTX7A-BS | CT 1207 |
| ZongShen Piaggio | BYQ125-2E | - | 12N9-4B-1 | CT 1210 |
| ZongShen Piaggio | LZX125-4 | - | 12N9-4B-1 | CT 1210 |
| ZongShen Piaggio | ZS125-65 | - | YTX7L-BS | CT 1207.1 |
| ZongShen Piaggio | ZS150-15 | - | YTX7A-BS | CT 1207 |

КВАДРОЦИКЛЫ И БАГГИ

| МАРКА | МОДЕЛЬ КВАДРОЦИКЛА | ДАТА ВЫПУСКА | СООТВЕТСТВИЕ JIS-КОДУ | МОДЕЛЬ DELTA |
|-------------------|----------------------------------|--------------|--------------------------------|-----------------------------|
| AEON | | | | |
| Aeon | Cobra/CX-Sport 100 | ALLYEARS | YTX4L-BS | CT 1204, CT 1205, CT 1207.2 |
| Aeon | Cobra/CX-Sport 90 | ALLYEARS | YTX4L-BS | CT 1204, CT 1205, CT 1207.2 |
| Aeon | Cobra/CX-Sport 50 | ALLYEARS | YTX4L-BS | CT 1204, CT 1205, CT 1207.2 |
| ARCTIC CAT | | | | |
| Arctic Cat | DVX 400 | ALLYEARS | YTX9-BS | CT 1209 |
| Arctic Cat | Alterra 570 | 2020 | GYZ20H, YTX20H-BS | CT 1218, EPS 1218 |
| Arctic Cat | TRV | 2020 | GYZ20H, YTX20H-BS, YTX20-BS | CT 1218, EPS 1218 |
| Arctic Cat | Prowler 500 | 2020 | GYZ20HL, YTX20HL-BS, YTX20L-BS | CT 12201, EPS 12201 |
| Arctic Cat | Alterra | 2020 | YTX12-BS | CT 1212 |
| Arctic Cat | Alterra 90 | 2020 | YTZ7S, YTX5L-BS | CT 1205, CT 1207.2 |
| Arctic Cat | Alterra 570 | 2019 | GYZ20H, YTX20H-BS | CT 1218, EPS 1218 |
| Arctic Cat | TRV, Mudpro, LTD, TBX | 2019 | GYZ20H, YTX20H-BS, YTX20-BS | CT 1218, EPS 1218 |
| Arctic Cat | TRV | 2019 | GYZ20H, YTX20H-BS, YTX20-BS | CT 1218, EPS 1218 |
| Arctic Cat | Prowler 500 | 2019 | GYZ20HL, YTX20HL-BS, YTX20L-BS | CT 12201, EPS 12201 |
| Arctic Cat | Wildcat 1000, X, 4, LTD, XX | 2019 | GYZ32HL, YIX30L-BS, YB30L-B | CT 1230, EPS 1230 |
| Arctic Cat | Alterra | 2019 | YTX12-BS | CT 1212 |
| Arctic Cat | 150 Utility, Alterra | 2019 | YTX9-BS | CT 1209 |
| Arctic Cat | Alterra 90 | 2019 | YTZ7S, YTX5L-BS | CT 1205, CT 1207.2 |
| Arctic Cat | DVX90, Utility | 2019 | YTZ7S, YTX5L-BS | CT 1205, CT 1207.2 |
| Arctic Cat | TRV | 2018 | GYZ20H, YTX20H-BS, YTX20-BS | CT 1218, EPS 1218 |
| Arctic Cat | TRV, Mudpro, LTD, TBX | 2018 | GYZ20H, YTX20H-BS, YTX20-BS | CT 1218, EPS 1218 |
| Arctic Cat | Prowler 500 | 2018 | GYZ20HL, YTX20HL-BS, YTX20L-BS | CT 12201, EPS 12201 |
| Arctic Cat | Wildcat Sport, Trail | 2018 | GYZ32HL, YIX30L-BS, YB30L-B | CT 1230, EPS 1230 |
| Arctic Cat | Wildcat 1000, X, 4, LTD, XX | 2018 | GYZ32HL, YIX30L-BS, YB30L-B | CT 1230, EPS 1230 |
| Arctic Cat | Alterra | 2018 | YTX12-BS | CT 1212 |
| Arctic Cat | Alterra | 2018 | YTX12-BS | CT 1212 |
| Arctic Cat | 150 Utility, Alterra | 2018 | YTX9-BS | CT 1209 |
| Arctic Cat | 150 | 2018 | YTX9-BS | CT 1209 |
| Arctic Cat | Alterra 90 | 2018 | YTZ7S, YTX5L-BS | CT 1205, CT 1207.2 |
| Arctic Cat | ATV Y-12 Youth, 4-Stroke | 2018 | YTZ7S, YTX5L-BS | CT 1205, CT 1207.2 |
| Arctic Cat | DVX90, Utility | 2018 | YTZ7S, YTX5L-BS | CT 1205, CT 1207.2 |
| Arctic Cat | TRV, Mudpro, LTD, TBX | 2017 | GYZ20H, YTX20H-BS, YTX20-BS | CT 1218, EPS 1218 |
| Arctic Cat | Mudpro 1000H2, TRV, 1000i GT, XT | 2017 | GYZ20H, YTX20H-BS, YTX20-BS | CT 1218, EPS 1218 |

| МАРКА | МОДЕЛЬ КВАДРОЦИКЛА | ДАТА ВЫПУСКА | СООТВЕТСТВИЕ JIS-КОДУ | МОДЕЛЬ DELTA |
|------------|-----------------------------------|--------------|--------------------------------|---------------------|
| Arctic Cat | XT, TRV, CORE | 2017 | GYZ20H, YTX20H-BS, YTX20-BS | CT 1218, EPS 1218 |
| Arctic Cat | ATV 500 | 2017 | GYZ20H, YTX20H-BS, YTX20-BS | CT 1218, EPS 1218 |
| Arctic Cat | Alterra 550,TRV, LTD, S, XT, CORE | 2017 | GYZ20H, YTX20H-BS, YTX20-BS | CT 1218, EPS 1218 |
| Arctic Cat | TRV | 2017 | GYZ20H, YTX20H-BS, YTX20-BS | CT 1218, EPS 1218 |
| Arctic Cat | XC450 | 2017 | GYZ20HL, YTX20HL-BS, YTX20L-BS | CT 12201, EPS 12201 |
| Arctic Cat | TRV, CORE | 2017 | GYZ20HL, YTX20HL-BS, YTX20L-BS | CT 12201, EPS 12201 |
| Arctic Cat | Prowler 500 | 2017 | GYZ20HL, YTX20HL-BS, YTX20L-BS | CT 12201, EPS 12201 |
| Arctic Cat | Prowler 700 | 2017 | GYZ32HL, YIX30L-BS, YB30L-B | CT 1230, EPS 1230 |
| Arctic Cat | Prowler HDX500, HDX XT | 2017 | GYZ32HL, YIX30L-BS, YB30L-B | CT 1230, EPS 1230 |
| Arctic Cat | Prowler 700 HDX, HDX XT | 2017 | GYZ32HL, YIX30L-BS, YB30L-B | CT 1230, EPS 1230 |
| Arctic Cat | Prowler 1000 | 2017 | GYZ32HL, YIX30L-BS, YB30L-B | CT 1230, EPS 1230 |
| Arctic Cat | Wildcat Sport, Trail | 2017 | GYZ32HL, YIX30L-BS, YB30L-B | CT 1230, EPS 1230 |
| Arctic Cat | Wildcat 1000, X, 4, LTD, XX | 2017 | GYZ32HL, YIX30L-BS, YB30L-B | CT 1230, EPS 1230 |
| Arctic Cat | Altera | 2017 | YTX12-BS | CT 1212 |
| Arctic Cat | Alterra | 2017 | YTX12-BS | CT 1212 |
| Arctic Cat | 150 Utility, Alterra | 2017 | YTX9-BS | CT 1209 |
| Arctic Cat | 150 | 2017 | YTX9-BS | CT 1209 |
| Arctic Cat | Alterra 90 | 2017 | YTZ7S, YTX5L-BS | CT 1205, CT 1207.2 |
| Arctic Cat | ATV Y-12 Youth, 4-Stroke | 2017 | YTZ7S, YTX5L-BS | CT 1205, CT 1207.2 |
| Arctic Cat | DVX90, Utility | 2017 | YTZ7S, YTX5L-BS | CT 1205, CT 1207.2 |
| Arctic Cat | Mudpro 1000H2, TRV, 1000i GT, XT | 2016 | GYZ20H, YTX20H-BS, YTX20-BS | CT 1218, EPS 1218 |
| Arctic Cat | ATV 500 | 2016 | GYZ20H, YTX20H-BS, YTX20-BS | CT 1218, EPS 1218 |
| Arctic Cat | TRV | 2016 | GYZ20H, YTX20H-BS, YTX20-BS | CT 1218, EPS 1218 |
| Arctic Cat | XT, TRV, CORE | 2016 | GYZ20H, YTX20H-BS, YTX20-BS | CT 1218, EPS 1218 |
| Arctic Cat | TRV, Mudpro, LTD, TBX | 2016 | GYZ20H, YTX20H-BS, YTX20-BS | CT 1218, EPS 1218 |
| Arctic Cat | Alterra | 2016 | GYZ20H, YTX20H-BS, YTX20-BS | CT 1218, EPS 1218 |
| Arctic Cat | Alterra 550,TRV, LTD, S, XT, CORE | 2016 | GYZ20H, YTX20H-BS, YTX20-BS | CT 1218, EPS 1218 |
| Arctic Cat | XC450 | 2016 | GYZ20HL, YTX20HL-BS, YTX20L-BS | CT 12201, EPS 12201 |
| Arctic Cat | ATV 450, Alterra | 2016 | GYZ20HL, YTX20HL-BS, YTX20L-BS | CT 12201, EPS 12201 |
| Arctic Cat | TRV, CORE | 2016 | GYZ20HL, YTX20HL-BS, YTX20L-BS | CT 12201, EPS 12201 |
| Arctic Cat | Wildcat 1000, X, 4, LTD, XX | 2016 | GYZ32HL, YIX30L-BS, YB30L-B | CT 1230, EPS 1230 |
| Arctic Cat | Prowler HDX500, HDX XT | 2016 | GYZ32HL, YIX30L-BS, YB30L-B | CT 1230, EPS 1230 |
| Arctic Cat | Prowler 1000 | 2016 | GYZ32HL, YIX30L-BS, YB30L-B | CT 1230, EPS 1230 |
| Arctic Cat | Prowler 700 | 2016 | GYZ32HL, YIX30L-BS, YB30L-B | CT 1230, EPS 1230 |
| Arctic Cat | Wildcat Sport, Trail | 2016 | GYZ32HL, YIX30L-BS, YB30L-B | CT 1230, EPS 1230 |
| Arctic Cat | Prowler 700 HDX, HDX XT | 2016 | GYZ32HL, YIX30L-BS, YB30L-B | CT 1230, EPS 1230 |
| Arctic Cat | DVX300, Utility | 2016 | YTX12-BS | CT 1212 |
| Arctic Cat | 150 Utility, Alterra | 2016 | YTX9-BS | CT 1209 |
| Arctic Cat | 150 | 2016 | YTX9-BS | CT 1209 |
| Arctic Cat | DVX90, Utility | 2016 | YTZ7S, YTX5L-BS | CT 1205, CT 1207.2 |
| Arctic Cat | ATV Y-12 Youth, 4-Stroke | 2016 | YTZ7S, YTX5L-BS | CT 1205, CT 1207.2 |
| Arctic Cat | Alterra 550,TRV, LTD, S, XT, CORE | 2015 | GYZ20H, YTX20H-BS, YTX20-BS | CT 1218, EPS 1218 |
| Arctic Cat | Mudpro 1000H2, TRV, 1000i GT, XT | 2015 | GYZ20H, YTX20H-BS, YTX20-BS | CT 1218, EPS 1218 |
| Arctic Cat | XT, TRV, CORE | 2015 | GYZ20H, YTX20H-BS, YTX20-BS | CT 1218, EPS 1218 |
| Arctic Cat | 550,TRV, LTD, S, XT, CORE | 2015 | GYZ20H, YTX20H-BS, YTX20-BS | CT 1218, EPS 1218 |
| Arctic Cat | ATV 500 | 2015 | GYZ20H, YTX20H-BS, YTX20-BS | CT 1218, EPS 1218 |
| Arctic Cat | TRV | 2015 | GYZ20H, YTX20H-BS, YTX20-BS | CT 1218, EPS 1218 |
| Arctic Cat | TRV, Mudpro, LTD, TBX | 2015 | GYZ20H, YTX20H-BS, YTX20-BS | CT 1218, EPS 1218 |
| Arctic Cat | TRV, CORE | 2015 | GYZ20HL, YTX20HL-BS, YTX20L-BS | CT 12201, EPS 12201 |
| Arctic Cat | ATV 450, Alterra | 2015 | GYZ20HL, YTX20HL-BS, YTX20L-BS | CT 12201, EPS 12201 |
| Arctic Cat | XC450 | 2015 | GYZ20HL, YTX20HL-BS, YTX20L-BS | CT 12201, EPS 12201 |
| Arctic Cat | Prowler 700 HDX, HDX XT | 2015 | GYZ32HL, YIX30L-BS, YB30L-B | CT 1230, EPS 1230 |
| Arctic Cat | Prowler 700 | 2015 | GYZ32HL, YIX30L-BS, YB30L-B | CT 1230, EPS 1230 |
| Arctic Cat | Wildcat Sport, Trail | 2015 | GYZ32HL, YIX30L-BS, YB30L-B | CT 1230, EPS 1230 |
| Arctic Cat | Prowler HDX500, HDX XT | 2015 | GYZ32HL, YIX30L-BS, YB30L-B | CT 1230, EPS 1230 |
| Arctic Cat | Prowler 550 | 2015 | GYZ32HL, YIX30L-BS, YB30L-B | CT 1230, EPS 1230 |
| Arctic Cat | Wildcat 1000, X, 4, LTD, XX | 2015 | GYZ32HL, YIX30L-BS, YB30L-B | CT 1230, EPS 1230 |

| МАРКА | МОДЕЛЬ КВАДРОЦИКЛА | ДАТА ВЫПУСКА | СООТВЕТСТВИЕ JIS-КОДУ | МОДЕЛЬ DELTA |
|------------|-----------------------------------|--------------|--------------------------------|---------------------|
| Arctic Cat | Prowler 1000 | 2015 | GYZ32HL, YIX30L-BS, YB30L-B | CT 1230, EPS 1230 |
| Arctic Cat | DVX300, Utility | 2015 | YTX12-BS | CT 1212 |
| Arctic Cat | Diesel | 2015 | YTX24HL-BS | CT 1220, EPS 1220 |
| Arctic Cat | 150 | 2015 | YTX9-BS | CT 1209 |
| Arctic Cat | 150 Utility, Alterra | 2015 | YTX9-BS | CT 1209 |
| Arctic Cat | DVX90, Utility | 2015 | YTZ7S, YTX5L-BS | CT 1205, CT 1207.2 |
| Arctic Cat | Mudpro 1000H2, TRV, 1000i GT, XT | 2014 | GYZ20H, YTX20H-BS, YTX20-BS | CT 1218, EPS 1218 |
| Arctic Cat | ATV 500 | 2014 | GYZ20H, YTX20H-BS, YTX20-BS | CT 1218, EPS 1218 |
| Arctic Cat | 550,TRV, LTD, S, XT, CORE | 2014 | GYZ20H, YTX20H-BS, YTX20-BS | CT 1218, EPS 1218 |
| Arctic Cat | TRV, Mudpro, LTD, TBX | 2014 | GYZ20H, YTX20H-BS, YTX20-BS | CT 1218, EPS 1218 |
| Arctic Cat | XT, TRV, CORE | 2014 | GYZ20H, YTX20H-BS, YTX20-BS | CT 1218, EPS 1218 |
| Arctic Cat | TRV | 2014 | GYZ20H, YTX20H-BS, YTX20-BS | CT 1218, EPS 1218 |
| Arctic Cat | Alterra 550,TRV, LTD, S, XT, CORE | 2014 | GYZ20H, YTX20H-BS, YTX20-BS | CT 1218, EPS 1218 |
| Arctic Cat | ATV 450, Alterra | 2014 | GYZ20HL, YTX20HL-BS, YTX20L-BS | CT 12201, EPS 12201 |
| Arctic Cat | TRV, CORE | 2014 | GYZ20HL, YTX20HL-BS, YTX20L-BS | CT 12201, EPS 12201 |
| Arctic Cat | XC450 | 2014 | GYZ20HL, YTX20HL-BS, YTX20L-BS | CT 12201, EPS 12201 |
| Arctic Cat | Prowler HDX500, HDX XT | 2014 | GYZ32HL, YIX30L-BS, YB30L-B | CT 1230, EPS 1230 |
| Arctic Cat | Prowler 1000 | 2014 | GYZ32HL, YIX30L-BS, YB30L-B | CT 1230, EPS 1230 |
| Arctic Cat | Prowler 550 | 2014 | GYZ32HL, YIX30L-BS, YB30L-B | CT 1230, EPS 1230 |
| Arctic Cat | Wildcat 1000, X, 4, LTD, XX | 2014 | GYZ32HL, YIX30L-BS, YB30L-B | CT 1230, EPS 1230 |
| Arctic Cat | Prowler 700 HDX, HDX XT | 2014 | GYZ32HL, YIX30L-BS, YB30L-B | CT 1230, EPS 1230 |
| Arctic Cat | Prowler 700 | 2014 | GYZ32HL, YIX30L-BS, YB30L-B | CT 1230, EPS 1230 |
| Arctic Cat | DVX300, Utility | 2014 | YTX12-BS | CT 1212 |
| Arctic Cat | Diesel | 2014 | YTX24HL-BS | CT 1220, EPS 1220 |
| Arctic Cat | 150 | 2014 | YTX9-BS | CT 1209 |
| Arctic Cat | 150 Utility, Alterra | 2014 | YTX9-BS | CT 1209 |
| Arctic Cat | DVX90, Utility | 2014 | YTZ7S, YTX5L-BS | CT 1205, CT 1207.2 |
| Arctic Cat | TRV | 2013 | GYZ20H, YTX20H-BS, YTX20-BS | CT 1218, EPS 1218 |
| Arctic Cat | TRV, Mudpro, LTD, TBX | 2013 | GYZ20H, YTX20H-BS, YTX20-BS | CT 1218, EPS 1218 |
| Arctic Cat | 550,TRV, LTD, S, XT, CORE | 2013 | GYZ20H, YTX20H-BS, YTX20-BS | CT 1218, EPS 1218 |
| Arctic Cat | Alterra 550,TRV, LTD, S, XT, CORE | 2013 | GYZ20H, YTX20H-BS, YTX20-BS | CT 1218, EPS 1218 |
| Arctic Cat | XT, TRV, CORE | 2013 | GYZ20H, YTX20H-BS, YTX20-BS | CT 1218, EPS 1218 |
| Arctic Cat | Mudpro 1000H2, TRV, 1000i GT, XT | 2013 | GYZ20H, YTX20H-BS, YTX20-BS | CT 1218, EPS 1218 |
| Arctic Cat | ATV 500 | 2013 | GYZ20H, YTX20H-BS, YTX20-BS | CT 1218, EPS 1218 |
| Arctic Cat | ATV 450, Alterra | 2013 | GYZ20HL, YTX20HL-BS, YTX20L-BS | CT 12201, EPS 12201 |
| Arctic Cat | XC450 | 2013 | GYZ20HL, YTX20HL-BS, YTX20L-BS | CT 12201, EPS 12201 |
| Arctic Cat | TRV, CORE | 2013 | GYZ20HL, YTX20HL-BS, YTX20L-BS | CT 12201, EPS 12201 |
| Arctic Cat | Prowler 1000 | 2013 | GYZ32HL, YIX30L-BS, YB30L-B | CT 1230, EPS 1230 |
| Arctic Cat | Prowler 700 | 2013 | GYZ32HL, YIX30L-BS, YB30L-B | CT 1230, EPS 1230 |
| Arctic Cat | Prowler 700 HDX, HDX XT | 2013 | GYZ32HL, YIX30L-BS, YB30L-B | CT 1230, EPS 1230 |
| Arctic Cat | Prowler 550 | 2013 | GYZ32HL, YIX30L-BS, YB30L-B | CT 1230, EPS 1230 |
| Arctic Cat | Wildcat 1000, X, 4, LTD, XX | 2013 | GYZ32HL, YIX30L-BS, YB30L-B | CT 1230, EPS 1230 |
| Arctic Cat | DVX300, Utility | 2013 | YTX12-BS | CT 1212 |
| Arctic Cat | Diesel | 2013 | YTX24HL-BS | CT 1220, EPS 1220 |
| Arctic Cat | 150 | 2013 | YTX9-BS | CT 1209 |
| Arctic Cat | 150 Utility, Alterra | 2013 | YTX9-BS | CT 1209 |
| Arctic Cat | DVX90, Utility | 2013 | YTZ7S, YTX5L-BS | CT 1205, CT 1207.2 |
| Arctic Cat | ATV 450 | 2012 | GYZ20H, YTX20H-BS, YTX20-BS | CT 1218, EPS 1218 |
| Arctic Cat | TRV, Mudpro, LTD, TBX | 2012 | GYZ20H, YTX20H-BS, YTX20-BS | CT 1218, EPS 1218 |
| Arctic Cat | Mudpro 1000H2, TRV, 1000i GT, XT | 2012 | GYZ20H, YTX20H-BS, YTX20-BS | CT 1218, EPS 1218 |
| Arctic Cat | Alterra 550,TRV, LTD, S, XT, CORE | 2012 | GYZ20H, YTX20H-BS, YTX20-BS | CT 1218, EPS 1218 |
| Arctic Cat | TRV | 2012 | GYZ20H, YTX20H-BS, YTX20-BS | CT 1218, EPS 1218 |
| Arctic Cat | 550,TRV, LTD, S, XT, CORE | 2012 | GYZ20H, YTX20H-BS, YTX20-BS | CT 1218, EPS 1218 |
| Arctic Cat | 650, H1 | 2012 | GYZ20H, YTX20H-BS, YTX20-BS | CT 1218, EPS 1218 |
| Arctic Cat | Mudpro | 2012 | GYZ20H, YTX20H-BS, YTX20-BS | CT 1218, EPS 1218 |
| Arctic Cat | XC450 | 2012 | GYZ20HL, YTX20HL-BS, YTX20L-BS | CT 12201, EPS 12201 |
| Arctic Cat | Prowler 700 | 2012 | GYZ32HL, YIX30L-BS, YB30L-B | CT 1230, EPS 1230 |

| МАРКА | МОДЕЛЬ КВАДРОЦИКЛА | ДАТА ВЫПУСКА | СООТВЕТСТВИЕ JIS-КОДУ | МОДЕЛЬ DELTA |
|------------|-----------------------------------|--------------|--------------------------------------|---------------------|
| Arctic Cat | Prowler 1000 | 2012 | GYZ32HL, YIX30L-BS, YB30L-B | CT 1230, EPS 1230 |
| Arctic Cat | Wildcat 1000, X, 4, LTD, XX | 2012 | GYZ32HL, YIX30L-BS, YB30L-B | CT 1230, EPS 1230 |
| Arctic Cat | Prowler 550 | 2012 | GYZ32HL, YIX30L-BS, YB30L-B | CT 1230, EPS 1230 |
| Arctic Cat | Prowler 700 HDX, HDX XT | 2012 | GYZ32HL, YIX30L-BS, YB30L-B | CT 1230, EPS 1230 |
| Arctic Cat | DVX300, Utility | 2012 | YTX12-BS | CT 1212 |
| Arctic Cat | Diesel | 2012 | YTX24HL-BS | CT 1220, EPS 1220 |
| Arctic Cat | 150 Utility, Alterra | 2012 | YTX9-BS | CT 1209 |
| Arctic Cat | 150 | 2012 | YTX9-BS | CT 1209 |
| Arctic Cat | DVX90, Utility | 2012 | YTZ7S, YTX5L-BS | CT 1205, CT 1207.2 |
| Arctic Cat | TRV | 2011 | GYZ20H, YTX20H-BS, YTX20-BS | CT 1218, EPS 1218 |
| Arctic Cat | Alterra 550,TRV, LTD, S, XT, CORE | 2011 | GYZ20H, YTX20H-BS, YTX20-BS | CT 1218, EPS 1218 |
| Arctic Cat | ATV 450 | 2011 | GYZ20H, YTX20H-BS, YTX20-BS | CT 1218, EPS 1218 |
| Arctic Cat | 550,TRV, LTD, S, XT, CORE | 2011 | GYZ20H, YTX20H-BS, YTX20-BS | CT 1218, EPS 1218 |
| Arctic Cat | TRV, Mudpro, LTD, TBX | 2011 | GYZ20H, YTX20H-BS, YTX20-BS | CT 1218, EPS 1218 |
| Arctic Cat | 650, H1 | 2011 | GYZ20H, YTX20H-BS, YTX20-BS | CT 1218, EPS 1218 |
| Arctic Cat | Mudpro | 2011 | GYZ20H, YTX20H-BS, YTX20-BS | CT 1218, EPS 1218 |
| Arctic Cat | Mudpro 1000H2, TRV, 1000i GT, XT | 2011 | GYZ20H, YTX20H-BS, YTX20-BS | CT 1218, EPS 1218 |
| Arctic Cat | XC450 | 2011 | GYZ20HL, YTX20HL-BS, YTX20L-BS | CT 1220I, EPS 1220I |
| Arctic Cat | Prowler 550 | 2011 | GYZ32HL, YIX30L-BS, YB30L-B | CT 1230, EPS 1230 |
| Arctic Cat | Prowler 700 | 2011 | GYZ32HL, YIX30L-BS, YB30L-B | CT 1230, EPS 1230 |
| Arctic Cat | Prowler 700 HDX, HDX XT | 2011 | GYZ32HL, YIX30L-BS, YB30L-B | CT 1230, EPS 1230 |
| Arctic Cat | Prowler 1000 | 2011 | GYZ32HL, YIX30L-BS, YB30L-B | CT 1230, EPS 1230 |
| Arctic Cat | DVX300, Utility | 2011 | YTX12-BS | CT 1212 |
| Arctic Cat | Diesel | 2011 | YTX24HL-BS | CT 1220, EPS 1220 |
| Arctic Cat | 150 | 2011 | YTX9-BS | CT 1209 |
| Arctic Cat | 150 Utility, Alterra | 2011 | YTX9-BS | CT 1209 |
| Arctic Cat | DVX90, Utility | 2011 | YTZ7S, YTX5L-BS | CT 1205, CT 1207.2 |
| Arctic Cat | ATV 450 | 2010 | GYZ20H, YTX20H-BS, YTX20-BS | CT 1218, EPS 1218 |
| Arctic Cat | TRV, Mudpro, LTD, TBX | 2010 | GYZ20H, YTX20H-BS, YTX20-BS | CT 1218, EPS 1218 |
| Arctic Cat | Mudpro | 2010 | GYZ20H, YTX20H-BS, YTX20-BS | CT 1218, EPS 1218 |
| Arctic Cat | 4x4 Automatic | 2010 | GYZ20H, YTX20H-BS, YTX20-BS | CT 1218, EPS 1218 |
| Arctic Cat | 550,TRV, LTD, S, XT, CORE | 2010 | GYZ20H, YTX20H-BS, YTX20-BS | CT 1218, EPS 1218 |
| Arctic Cat | Mudpro 1000H2, TRV, 1000i GT, XT | 2010 | GYZ20H, YTX20H-BS, YTX20-BS | CT 1218, EPS 1218 |
| Arctic Cat | Alterra 550,TRV, LTD, S, XT, CORE | 2010 | GYZ20H, YTX20H-BS, YTX20-BS | CT 1218, EPS 1218 |
| Arctic Cat | Thundercat | 2010 | GYZ20H, YTX20H-BS, YTX20-BS | CT 1218, EPS 1218 |
| Arctic Cat | Prowler 700 | 2010 | GYZ32HL, YIX30L-BS, YB30L-B | CT 1230, EPS 1230 |
| Arctic Cat | Prowler 1000 | 2010 | GYZ32HL, YIX30L-BS, YB30L-B | CT 1230, EPS 1230 |
| Arctic Cat | Prowler 550 | 2010 | GYZ32HL, YIX30L-BS, YB30L-B | CT 1230, EPS 1230 |
| Arctic Cat | DVX300, Utility | 2010 | YTX12-BS | CT 1212 |
| Arctic Cat | Diesel | 2010 | YTX24HL-BS | CT 1220, EPS 1220 |
| Arctic Cat | 150 | 2010 | YTX9-BS | CT 1209 |
| Arctic Cat | 150 Utility, Alterra | 2010 | YTX9-BS | CT 1209 |
| Arctic Cat | DVX90, Utility | 2010 | YTZ7S, YTX5L-BS | CT 1205, CT 1207.2 |
| Arctic Cat | Thundercat | 2009 | GYZ20H, YTX20H-BS, YTX20-BS | CT 1218, EPS 1218 |
| Arctic Cat | TRV, Mudpro, LTD, TBX | 2009 | GYZ20H, YTX20H-BS, YTX20-BS | CT 1218, EPS 1218 |
| Arctic Cat | Prowler 1000 | 2009 | GYZ32HL, YIX30L-BS, YB30L-B | CT 1230, EPS 1230 |
| Arctic Cat | DVX300, Utility | 2009 | YTX12-BS | CT 1212 |
| Arctic Cat | Prowler 550 | 2009 | YTX24HL-BS | CT 1220, EPS 1220 |
| Arctic Cat | Prowler 700 | 2009 | YTX24HL-BS | CT 1220, EPS 1220 |
| Arctic Cat | Diesel | 2009 | YTX24HL-BS | CT 1220, EPS 1220 |
| Arctic Cat | Prowler 650 | 2009 | YTX24HL-BS, Y50-N18L-A-CX | CT 1220, EPS 1220 |
| Arctic Cat | 150 Utility, Alterra | 2009 | YTX9-BS | CT 1209 |
| Arctic Cat | 150 | 2009 | YTX9-BS | CT 1209 |
| Arctic Cat | DVX90, Utility | 2009 | YTZ7S, YTX5L-BS | CT 1205, CT 1207.2 |
| Arctic Cat | Thundercat | 2008 | GYZ20H, YTX20H-BS, YTX20-BS | CT 1218, EPS 1218 |
| Arctic Cat | FIS | 2008 | GYZ20H, YTX20H-BS, YTX20-BS, YB14-A2 | CT 1218, EPS 1218 |

| МАРКА | МОДЕЛЬ КВАДРОЦИКЛА | ДАТА ВЫПУСКА | СООТВЕТВИЕ JIS-КОДУ | МОДЕЛЬ DELTA |
|-------------------|------------------------------|--------------|--------------------------------------|-----------------------------|
| Arctic Cat | Diesel | 2008 | YTX24HL-BS | CT 1220, EPS 1220 |
| Arctic Cat | Prowler 650 | 2008 | YTX24HL-BS, Y50-N18L-A-CX | CT 1220, EPS 1220 |
| Arctic Cat | DVX50, Utility | 2008 | YTZ7S, YTX5L-BS | CT 1205, CT 1207.2 |
| Arctic Cat | DVX90, Utility | 2008 | YTZ7S, YTX5L-BS | CT 1205, CT 1207.2 |
| Arctic Cat | FIS | 2007 | GYZ20H, YTX20H-BS, YTX20-BS, YB14-A2 | CT 1218, EPS 1218 |
| Arctic Cat | Diesel | 2007 | YTX24HL-BS | CT 1220, EPS 1220 |
| Arctic Cat | Prowler 650 | 2007 | YTX24HL-BS, Y50-N18L-A-CX | CT 1220, EPS 1220 |
| Arctic Cat | DVX50, Utility | 2007 | YTZ7S, YTX5L-BS | CT 1205, CT 1207.2 |
| Arctic Cat | DVX90, Utility | 2007 | YTZ7S, YTX5L-BS | CT 1205, CT 1207.2 |
| Arctic Cat | FIS | 2006 | GYZ20H, YTX20H-BS, YTX20-BS, YB14-A2 | CT 1218, EPS 1218 |
| Arctic Cat | DVX250, 2x4 | 2006 | YTX12-BS | CT 1212 |
| Arctic Cat | Prowler 650 | 2006 | YTX24HL-BS, Y50-N18L-A-CX | CT 1220, EPS 1220 |
| Arctic Cat | DVX50, Utility | 2006 | YTZ7S, YTX5L-BS | CT 1205, CT 1207.2 |
| Arctic Cat | DVX90, Utility | 2006 | YTZ7S, YTX5L-BS | CT 1205, CT 1207.2 |
| Arctic Cat | ATV 300, 4x4, 2x4 | 2005 | YTX14AHL-BS, SYB14L-A2 | CT 1214.1 |
| Arctic Cat | All Models | 2005 | YTX14AHL-BS, SYB14L-A2 | CT 1214.1 |
| Arctic Cat | ATV50 Y-6 Youth | 2005 | YTX4L-BS | CT 1204, CT 1205, CT 1207.2 |
| Arctic Cat | ATV 300, 4x4, 2x4 | 2004 | YTX14AHL-BS, SYB14L-A2 | CT 1214.1 |
| Arctic Cat | ATV 90, Y-12 Youth, 2-Stroke | 2004 | YTX4L-BS | CT 1204, CT 1205, CT 1207.2 |
| Arctic Cat | ATV50 Y-6 Youth | 2004 | YTX4L-BS | CT 1204, CT 1205, CT 1207.2 |
| Arctic Cat | ATV 300, 4x4, 2x4 | 2003 | YTX14AHL-BS, SYB14L-A2 | CT 1214.1 |
| Arctic Cat | ATV 90, Y-12 Youth, 2-Stroke | 2003 | YTX4L-BS | CT 1204, CT 1205, CT 1207.2 |
| Arctic Cat | ATV 300, 4x4, 2x4 | 2002 | YTX14AHL-BS, SYB14L-A2 | CT 1214.1 |
| Arctic Cat | ATV 90, Y-12 Youth, 2-Stroke | 2002 | YTX4L-BS | CT 1204, CT 1205, CT 1207.2 |
| Arctic Cat | ATV 300, 4x4, 2x4 | 2001 | YTX14AHL-BS, SYB14L-A2 | CT 1214.1 |
| Arctic Cat | ATV 300, 4x4, 2x4 | 2000 | YTX14AHL-BS, SYB14L-A2 | CT 1214.1 |
| Arctic Cat | ATV 300, 4x4, 2x4 | 1999 | YTX14AHL-BS, SYB14L-A2 | CT 1214.1 |
| Arctic Cat | ATV 300, 4x4, 2x4 | 1998 | YTX14AHL-BS, SYB14L-A2 | CT 1214.1 |
| BALTMOTORS | | | | |
| Baltmotors | JAM 100 | | YTX5L-BS | CT 1205 |
| Baltmotors | Hisun ATV 400 | | YTX20L-BS | CT 12201, EPS 12201 |
| Baltmotors | HISUN ATV 500 | | YTX20L-BS | CT 12201, EPS 12201 |
| Baltmotors | HISUN ATV 700 | | YTX20L-BS | CT 12201, EPS 12201 |
| Baltmotors | JUMBO 700 | | YTX20L-BS | CT 12201, EPS 12201 |
| Baltmotors | MBX | | YTX20L-BS | CT 12201, EPS 12201 |
| BRP | | | | |
| BRP | Traxter DPS, Base, STD | 2020 | GYZ20HL, YTX20HL-BS, YTX20L-BS | CT 12201, EPS 12201 |
| BRP | Traxter, Defender | 2020 | GYZ20HL, YTX20HL-BS, YTX20L-BS | CT 12201, EPS 12201 |
| BRP | Defender XT, CAB, MOS | 2020 | GYZ32HL, YIX30L-BS, YB30L-B | CT 1230, EPS 1230 |
| BRP | Defender XT, MAX, XMR, CAB | 2020 | GYZ32HL, YIX30L-BS, YB30L-B | CT 1230, EPS 1230 |
| BRP | DS250 | 2020 | YTX12-BS | CT 1212 |
| BRP | DS90, DS90F, Quest | 2020 | YTZ5S-BS, YTX4L-BS | CT 1204 |
| BRP | DS70 | 2020 | YTZ5S-BS, YTX4L-BS | CT 1204 |
| BRP | Traxter, Defender | 2019 | GYZ20HL, YTX20HL-BS, YTX20L-BS | CT 12201, EPS 12201 |
| BRP | Traxter DPS, Base, STD | 2019 | GYZ20HL, YTX20HL-BS, YTX20L-BS | CT 12201, EPS 12201 |
| BRP | Defender XT, CAB, MOS | 2019 | GYZ32HL, YIX30L-BS, YB30L-B | CT 1230, EPS 1230 |
| BRP | Defender XT, MAX, XMR, CAB | 2019 | GYZ32HL, YIX30L-BS, YB30L-B | CT 1230, EPS 1230 |
| BRP | DS250 | 2019 | YTX12-BS | CT 1212 |
| BRP | DS90, DS90F, Quest | 2019 | YTZ5S-BS, YTX4L-BS | CT 1204 |
| BRP | DS70 | 2019 | YTZ5S-BS, YTX4L-BS | CT 1204 |
| BRP | Traxter, Defender | 2018 | GYZ20HL, YTX20HL-BS, YTX20L-BS | CT 12201, EPS 12201 |
| BRP | Traxter DPS, Base, STD | 2018 | GYZ20HL, YTX20HL-BS, YTX20L-BS | CT 12201, EPS 12201 |
| BRP | Outlander, Renegade | 2018 | GYZ20HL, YTX20HL-BS, YTX20L-BS | CT 12201, EPS 12201 |
| BRP | Defender XT, MAX | 2018 | GYZ32HL, YIX30L-BS, YB30L-B | CT 1230, EPS 1230 |

| МАРКА | МОДЕЛЬ КВАДРОЦИКЛА | ДАТА ВЫПУСКА | СООТВЕТВИЕ JIS-КОДУ | МОДЕЛЬ DELTA |
|-------|----------------------------|--------------|--------------------------------|---------------------|
| BRP | Defender XT, MAX, XMR, CAB | 2018 | GYZ32HL, YIX30L-BS, YB30L-B | CT 1230, EPS 1230 |
| BRP | Defender XT, CAB, MOS | 2018 | GYZ32HL, YIX30L-BS, YB30L-B | CT 1230, EPS 1230 |
| BRP | Defender XT | 2018 | GYZ32HL, YIX30L-BS, YB30L-B | CT 1230, EPS 1230 |
| BRP | DS250 | 2018 | YTX12-BS | CT 1212 |
| BRP | DS90, DS90F, Quest | 2018 | YTZ5S-BS, YTX4L-BS | CT 1204 |
| BRP | DS70 | 2018 | YTZ5S-BS, YTX4L-BS | CT 1204 |
| BRP | Traxter, Defender | 2017 | GYZ20HL, YTX20HL-BS, YTX20L-BS | CT 12201, EPS 12201 |
| BRP | Outlander, Renegade | 2017 | GYZ20HL, YTX20HL-BS, YTX20L-BS | CT 12201, EPS 12201 |
| BRP | Traxter DPS, Base, STD | 2017 | GYZ20HL, YTX20HL-BS, YTX20L-BS | CT 12201, EPS 12201 |
| BRP | Defender XT, CAB, MOS | 2017 | GYZ32HL, YIX30L-BS, YB30L-B | CT 1230, EPS 1230 |
| BRP | Defender XT, MAX | 2017 | GYZ32HL, YIX30L-BS, YB30L-B | CT 1230, EPS 1230 |
| BRP | Defender XT | 2017 | GYZ32HL, YIX30L-BS, YB30L-B | CT 1230, EPS 1230 |
| BRP | Defender XT, MAX, XMR, CAB | 2017 | GYZ32HL, YIX30L-BS, YB30L-B | CT 1230, EPS 1230 |
| BRP | DS250 | 2017 | YTX12-BS | CT 1212 |
| BRP | DS90, DS90F, Quest | 2017 | YTZ5S-BS, YTX4L-BS | CT 1204 |
| BRP | DS70 | 2017 | YTZ5S-BS, YTX4L-BS | CT 1204 |
| BRP | Outlander, Renegade | 2016 | GYZ20HL, YTX20HL-BS, YTX20L-BS | CT 12201, EPS 12201 |
| BRP | Traxter DPS, Base, STD | 2016 | GYZ20HL, YTX20HL-BS, YTX20L-BS | CT 12201, EPS 12201 |
| BRP | Defender XT, MAX | 2016 | GYZ32HL, YIX30L-BS, YB30L-B | CT 1230, EPS 1230 |
| BRP | Defender XT, CAB, MOS | 2016 | GYZ32HL, YIX30L-BS, YB30L-B | CT 1230, EPS 1230 |
| BRP | Defender XT, MAX, XMR, CAB | 2016 | GYZ32HL, YIX30L-BS, YB30L-B | CT 1230, EPS 1230 |
| BRP | Defender XT | 2016 | GYZ32HL, YIX30L-BS, YB30L-B | CT 1230, EPS 1230 |
| BRP | DS250 | 2016 | YTX12-BS | CT 1212 |
| BRP | DS70 | 2016 | YTZ5S-BS, YTX4L-BS | CT 1204 |
| BRP | DS90, DS90F, Quest | 2016 | YTZ5S-BS, YTX4L-BS | CT 1204 |
| BRP | DS450 | 2015 | YT7B-BS | CT 1208 |
| BRP | DS250 | 2015 | YTX12-BS | CT 1212 |
| BRP | DS70 | 2015 | YTZ5S-BS, YTX4L-BS | CT 1204 |
| BRP | DS90, DS90F, Quest | 2015 | YTZ5S-BS, YTX4L-BS | CT 1204 |
| BRP | DS450 | 2014 | YT7B-BS | CT 1208 |
| BRP | DS250 | 2014 | YTX12-BS | CT 1212 |
| BRP | DS90, DS90F, Quest | 2014 | YTZ5S-BS, YTX4L-BS | CT 1204 |
| BRP | DS70 | 2014 | YTZ5S-BS, YTX4L-BS | CT 1204 |
| BRP | DS450 | 2013 | YT7B-BS | CT 1208 |
| BRP | DS250 | 2013 | YTX12-BS | CT 1212 |
| BRP | DS70 | 2013 | YTZ5S-BS, YTX4L-BS | CT 1204 |
| BRP | DS90, DS90F, Quest | 2013 | YTZ5S-BS, YTX4L-BS | CT 1204 |
| BRP | Outlander | 2012 | GYZ20HL, YTX20HL-BS, YTX20L-BS | CT 12201, EPS 12201 |
| BRP | DS450 | 2012 | YT7B-BS | CT 1208 |
| BRP | DS250 | 2012 | YTX12-BS | CT 1212 |
| BRP | DS70 | 2012 | YTZ5S-BS, YTX4L-BS | CT 1204 |
| BRP | DS90, DS90F, Quest | 2012 | YTZ5S-BS, YTX4L-BS | CT 1204 |
| BRP | Outlander | 2011 | GYZ20HL, YTX20HL-BS, YTX20L-BS | CT 12201, EPS 12201 |
| BRP | DS450 | 2011 | YT7B-BS | CT 1208 |
| BRP | DS250 | 2011 | YTX12-BS | CT 1212 |
| BRP | DS70 | 2011 | YTZ5S-BS, YTX4L-BS | CT 1204 |
| BRP | DS90, DS90F, Quest | 2011 | YTZ5S-BS, YTX4L-BS | CT 1204 |
| BRP | Outlander | 2010 | GYZ20HL, YTX20HL-BS, YTX20L-BS | CT 12201, EPS 12201 |
| BRP | DS450 | 2010 | YT7B-BS | CT 1208 |
| BRP | DS250 | 2010 | YTX12-BS | CT 1212 |
| BRP | DS70 | 2010 | YTZ5S-BS, YTX4L-BS | CT 1204 |
| BRP | DS90, DS90F, Quest | 2010 | YTZ5S-BS, YTX4L-BS | CT 1204 |
| BRP | Outlander | 2009 | GYZ20HL, YTX20HL-BS, YTX20L-BS | CT 12201, EPS 12201 |
| BRP | DS450 | 2009 | YT7B-BS | CT 1208 |
| BRP | DS250 | 2009 | YTX12-BS | CT 1212 |
| BRP | DS90, DS90F, Quest | 2009 | YTZ5S-BS, YTX4L-BS | CT 1204 |
| BRP | DS70 | 2009 | YTZ5S-BS, YTX4L-BS | CT 1204 |

| МАРКА | МОДЕЛЬ КВАДРОЦИКЛА | ДАТА ВЫПУСКА | СООТВЕТСТВИЕ JIS-КОДУ | МОДЕЛЬ DELTA |
|-------------------|-----------------------------------|--------------|--------------------------------|---------------------|
| BRP | Outlander | 2008 | GYZ20HL, YTX20HL-BS, YTX20L-BS | CT 12201, EPS 12201 |
| BRP | DS450 | 2008 | YT7B-BS | CT 1208 |
| BRP | DS250 | 2008 | YTX12-BS | CT 1212 |
| BRP | DS70 | 2008 | YTZ5S-BS, YTX4L-BS | CT 1204 |
| BRP | DS90, DS90F, Quest | 2008 | YTZ5S-BS, YTX4L-BS | CT 1204 |
| BRP | Outlander | 2007 | GYZ20HL, YTX20HL-BS, YTX20L-BS | CT 12201, EPS 12201 |
| BRP | DS250 | 2007 | YTX12-BS | CT 1212 |
| BRP | DS90, DS90F, Quest | 2007 | YTZ5S-BS, YTX4L-BS | CT 1204 |
| BRP | Outlander 660 EFI | 2006 | GYZ20HL, YTX20HL-BS, YTX20L-BS | CT 12201, EPS 12201 |
| BRP | Outlander | 2006 | GYZ20HL, YTX20HL-BS, YTX20L-BS | CT 12201, EPS 12201 |
| BRP | DS250 | 2006 | YTX12-BS | CT 1212 |
| BRP | DS90, DS90F, Quest | 2006 | YTZ5S-BS, YTX4L-BS | CT 1204 |
| BRP | DS50, Quest | 2006 | YTZ5S-BS, YTX4L-BS | CT 1204 |
| BRP | Traxter (All Models), Quest (Opt) | 2005 | YTX24HL-BS, Y50-N18L-A-CX | CT 1220, EPS 1220 |
| BRP | Quest (Opt) | 2005 | YTX24HL-BS, Y50-N18L-A-CX | CT 1220, EPS 1220 |
| BRP | Outlander 330 | 2005 | YTX5L-BS | CT 1205 |
| BRP | DS90, DS90F, Quest | 2005 | YTZ5S-BS, YTX4L-BS | CT 1204 |
| BRP | DS50, Quest | 2005 | YTZ5S-BS, YTX4L-BS | CT 1204 |
| BRP | Quest (Opt) | 2004 | YTX24HL-BS, Y50-N18L-A-CX | CT 1220, EPS 1220 |
| BRP | Traxter (All Models), Quest (Opt) | 2004 | YTX24HL-BS, Y50-N18L-A-CX | CT 1220, EPS 1220 |
| BRP | Outlander 330 | 2004 | YTX5L-BS | CT 1205 |
| BRP | DS50, Quest | 2004 | YTZ5S-BS, YTX4L-BS | CT 1204 |
| BRP | DS90, DS90F, Quest | 2004 | YTZ5S-BS, YTX4L-BS | CT 1204 |
| BRP | Quest (Opt) | 2003 | YTX24HL-BS, Y50-N18L-A-CX | CT 1220, EPS 1220 |
| BRP | Traxter (All Models), Quest (Opt) | 2003 | YTX24HL-BS, Y50-N18L-A-CX | CT 1220, EPS 1220 |
| BRP | DS90, DS90F, Quest | 2003 | YTZ5S-BS, YTX4L-BS | CT 1204 |
| BRP | DS50, Quest | 2003 | YTZ5S-BS, YTX4L-BS | CT 1204 |
| BRP | Quest (Opt) | 2002 | YTX24HL-BS, Y50-N18L-A-CX | CT 1220, EPS 1220 |
| BRP | Traxter (All Models), Quest (Opt) | 2002 | YTX24HL-BS, Y50-N18L-A-CX | CT 1220, EPS 1220 |
| BRP | DS90, DS90F, Quest | 2002 | YTZ5S-BS, YTX4L-BS | CT 1204 |
| BRP | DS50, Quest | 2002 | YTZ5S-BS, YTX4L-BS | CT 1204 |
| CANNONDALE | | | | |
| CANNONDALE | All Models | 2001 - 2003 | YTX9-BS | CT 1209 |
| CF MOTO | | | | |
| CF Moto | Cforce 500 | 2014 | GYZ20HL, YTX20HL-BS, YTX20L-BS | CT 12201, EPS 12201 |
| CF Moto | Cforce 500 | 2013 | GYZ20HL, YTX20HL-BS, YTX20L-BS | CT 12201, EPS 12201 |
| CF Moto | Cforce 500 | 2012 | GYZ20HL, YTX20HL-BS, YTX20L-BS | CT 12201, EPS 12201 |
| CF Moto | Cforce 500 | 2011 | GYZ20HL, YTX20HL-BS, YTX20L-BS | CT 12201, EPS 12201 |
| CF Moto | Cforce 500 | 2010 | GYZ20HL, YTX20HL-BS, YTX20L-BS | CT 12201, EPS 12201 |
| CF Moto | Cforce 500 | 2009 | GYZ20HL, YTX20HL-BS, YTX20L-BS | CT 12201, EPS 12201 |
| CF Moto | Cforce 500 | 2008 | GYZ20HL, YTX20HL-BS, YTX20L-BS | CT 12201, EPS 12201 |
| CF Moto | Cforce 500 | 2007 | GYZ20HL, YTX20HL-BS, YTX20L-BS | CT 12201, EPS 12201 |
| E-TON | | | | |
| E-Ton | Vector250 | 2013 | YTX12-BS | CT 1212 |
| E-Ton | Viper150R | 2013 | YTX9-BS | CT 1209 |
| E-Ton | CXL150 Yukon II | 2013 | YTX9-BS | CT 1209 |
| E-Ton | All Models | 2013 | YTZ7S, YTX5L-BS | CT 1205, CT 1207.2 |
| E-Ton | Viper 70 | 2013 | YTZ7S, YTX5L-BS | CT 1205, CT 1207.2 |
| E-Ton | CXL150 Yukon II | 2012 | YTX9-BS | CT 1209 |
| E-Ton | All Models | 2012 | YTZ7S, YTX5L-BS | CT 1205, CT 1207.2 |
| E-Ton | CXL150 Yukon II | 2011 | YTX9-BS | CT 1209 |
| E-Ton | All Models | 2011 | YTZ7S, YTX5L-BS | CT 1205, CT 1207.2 |
| E-Ton | CXL150 Yukon II | 2010 | YTX9-BS | CT 1209 |
| E-Ton | All Models | 2010 | YTZ7S, YTX5L-BS | CT 1205, CT 1207.2 |
| E-Ton | CXL150 Yukon II | 2009 | YTX9-BS | CT 1209 |
| E-Ton | All Models | 2009 | YTZ7S, YTX5L-BS | CT 1205, CT 1207.2 |

| МАРКА | МОДЕЛЬ КВАДРОЦИКЛА | ДАТА ВЫПУСКА | СООТВЕТСТВИЕ JIS-КОДУ | МОДЕЛЬ DELTA |
|--------------|-------------------------------|--------------|--------------------------------|---------------------|
| E-Ton | CXL150 Yukon II | 2008 | YTX9-BS | CT 1209 |
| E-Ton | All Models | 2008 | YTZ7S, YTX5L-BS | CT 1205, CT 1207.2 |
| E-Ton | CXL150 Yukon II | 2007 | YTX9-BS | CT 1209 |
| E-Ton | All Models | 2007 | YTZ7S, YTX5L-BS | CT 1205, CT 1207.2 |
| E-Ton | CXL150 Yukon II | 2006 | YTX9-BS | CT 1209 |
| E-Ton | All Models | 2006 | YTZ7S, YTX5L-BS | CT 1205, CT 1207.2 |
| E-Ton | CXL150 Yukon II | 2005 | YTX9-BS | CT 1209 |
| E-Ton | All Models | 2005 | YTZ7S, YTX5L-BS | CT 1205, CT 1207.2 |
| E-Ton | CXL150 Yukon II | 2004 | YTX9-BS | CT 1209 |
| E-Ton | All Models | 2004 | YTZ7S, YTX5L-BS | CT 1205, CT 1207.2 |
| E-Ton | CXL150 Yukon II | 2003 | YTX9-BS | CT 1209 |
| E-Ton | YXL150 Yukon | 2003 | YTX9-BS | CT 1209 |
| E-Ton | AXL, TXL, NXL, RXL | 2003 | YTZ5S-BS, YTX4L-BS | CT 1204 |
| E-Ton | DXL90 Sierra | 2003 | YTZ5S-BS, YTX4L-BS | CT 1204 |
| E-Ton | YXL150 Yukon | 2002 | YTX9-BS | CT 1209 |
| E-Ton | CXL150 Yukon II | 2002 | YTX9-BS | CT 1209 |
| E-Ton | AXL, TXL, NXL, RXL | 2002 | YTZ5S-BS, YTX4L-BS | CT 1204 |
| E-Ton | DXL90 Sierra | 2002 | YTZ5S-BS, YTX4L-BS | CT 1204 |
| E-Ton | CXL150 Yukon II | 2001 | YTX9-BS | CT 1209 |
| E-Ton | YXL150 Yukon | 2001 | YTX9-BS | CT 1209 |
| E-Ton | AXL, TXL, NXL, RXL | 2001 | YTZ5S-BS, YTX4L-BS | CT 1204 |
| E-Ton | DXL90 Sierra | 2001 | YTZ5S-BS, YTX4L-BS | CT 1204 |
| E-Ton | CXL150 Yukon II | 2000 | YTX9-BS | CT 1209 |
| E-Ton | YXL150 Yukon | 2000 | YTX9-BS | CT 1209 |
| E-Ton | DXL90 Sierra | 2000 | YTZ5S-BS, YTX4L-BS | CT 1204 |
| E-Ton | AXL, TXL, NXL, RXL | 2000 | YTZ5S-BS, YTX4L-BS | CT 1204 |
| E-Ton | DXL90 Sierra | 1999 | YTZ5S-BS, YTX4L-BS | CT 1204 |
| E-Ton | AXL, TXL, NXL, RXL | 1999 | YTZ5S-BS, YTX4L-BS | CT 1204 |
| HONDA | | | | |
| Honda | TRX420 Fourtrax Rancher 2x4 | 2020 | GYZ16H, YTX14H-BS, YTX14-BS | CT 1214, EPS 1214 |
| Honda | Pioneer 500 | 2020 | GYZ16H, YTX14H-BS, YTX14-BS | CT 1214, EPS 1214 |
| Honda | TRX420 FE, FM, TE, TM | 2020 | GYZ16H, YTX14H-BS, YTX14-BS | CT 1214, EPS 1214 |
| Honda | Pioneer 700 | 2020 | GYZ16H, YTX14H-BS, YTX14-BS | CT 1214, EPS 1214 |
| Honda | TRX680FA Four Trax Rincon | 2020 | GYZ20HL, YTX20HL-BS, YTX20L-BS | CT 12201, EPS 12201 |
| Honda | TRX250 TE, TM, FourTrax Recon | 2020 | YTX12-BS | CT 1212 |
| Honda | TRX250X, EX, | 2020 | YTX9-BS | CT 1209 |
| Honda | TRX90X, EX | 2020 | YTZ7S, YTX5L-BS | CT 1205, CT 1207.2 |
| Honda | TRX420 Fourtrax Rancher 2x4 | 2019 | GYZ16H, YTX14H-BS, YTX14-BS | CT 1214, EPS 1214 |
| Honda | Pioneer 500 | 2019 | GYZ16H, YTX14H-BS, YTX14-BS | CT 1214, EPS 1214 |
| Honda | Pioneer 700 | 2019 | GYZ16H, YTX14H-BS, YTX14-BS | CT 1214, EPS 1214 |
| Honda | TRX680FA Four Trax Rincon | 2019 | GYZ20HL, YTX20HL-BS, YTX20L-BS | CT 12201, EPS 12201 |
| Honda | TRX250 TE, TM, FourTrax Recon | 2019 | YTX12-BS | CT 1212 |
| Honda | TRX250X, EX, | 2019 | YTX9-BS | CT 1209 |
| Honda | TRX90X, EX | 2019 | YTZ7S, YTX5L-BS | CT 1205, CT 1207.2 |
| Honda | Pioneer 500 | 2018 | GYZ16H, YTX14H-BS, YTX14-BS | CT 1214, EPS 1214 |
| Honda | Pioneer 700 | 2018 | GYZ16H, YTX14H-BS, YTX14-BS | CT 1214, EPS 1214 |
| Honda | Pioneer 1000 | 2018 | GYZ16H, YTX14H-BS, YTX14-BS | CT 1214, EPS 1214 |
| Honda | TRX680FA Four Trax Rincon | 2018 | GYZ20HL, YTX20HL-BS, YTX20L-BS | CT 12201, EPS 12201 |
| Honda | TRX250 TE, TM, FourTrax Recon | 2018 | YTX12-BS | CT 1212 |
| Honda | TRX250X, EX, | 2018 | YTX9-BS | CT 1209 |
| Honda | TRX90X, EX | 2018 | YTZ7S, YTX5L-BS | CT 1205, CT 1207.2 |
| Honda | Pioneer 1000 | 2017 | GYZ16H, YTX14H-BS, YTX14-BS | CT 1214, EPS 1214 |
| Honda | Pioneer 500 | 2017 | GYZ16H, YTX14H-BS, YTX14-BS | CT 1214, EPS 1214 |
| Honda | Pioneer 700 | 2017 | GYZ16H, YTX14H-BS, YTX14-BS | CT 1214, EPS 1214 |
| Honda | TRX680FA Four Trax Rincon | 2017 | GYZ20HL, YTX20HL-BS, YTX20L-BS | CT 12201, EPS 12201 |
| Honda | TRX250 TE, TM, FourTrax Recon | 2017 | YTX12-BS | CT 1212 |
| Honda | TRX250X, EX, | 2017 | YTX9-BS | CT 1209 |

| МАРКА | МОДЕЛЬ КВАДРОЦИКЛА | ДАТА ВЫПУСКА | СООТВЕТСТВИЕ JIS-КОДУ | МОДЕЛЬ DELTA |
|-------|---------------------------------|--------------|--------------------------------|---------------------|
| Honda | TRX90X, EX | 2017 | YTZ7S, YTX5L-BS | CT 1205, CT 1207.2 |
| Honda | Pioneer 500 | 2016 | GYZ16H, YTX14H-BS, YTX14-BS | CT 1214, EPS 1214 |
| Honda | Pioneer 1000 | 2016 | GYZ16H, YTX14H-BS, YTX14-BS | CT 1214, EPS 1214 |
| Honda | Pioneer 700 | 2016 | GYZ16H, YTX14H-BS, YTX14-BS | CT 1214, EPS 1214 |
| Honda | TRX680FA Four Trax Rincon | 2016 | GYZ20HL, YTX20HL-BS, YTX20L-BS | CT 12201, EPS 12201 |
| Honda | TRX250 TE, TM, FourTrax Recon | 2016 | YTX12-BS | CT 1212 |
| Honda | TRX250X, EX, | 2016 | YTX9-BS | CT 1209 |
| Honda | TRX90X, EX | 2016 | YTZ7S, YTX5L-BS | CT 1205, CT 1207.2 |
| Honda | Pioneer 700 | 2015 | GYZ16H, YTX14H-BS, YTX14-BS | CT 1214, EPS 1214 |
| Honda | Pioneer 500 | 2015 | GYZ16H, YTX14H-BS, YTX14-BS | CT 1214, EPS 1214 |
| Honda | TRX680FA Four Trax Rincon | 2015 | GYZ20HL, YTX20HL-BS, YTX20L-BS | CT 12201, EPS 12201 |
| Honda | TRX250 TE, TM, FourTrax Recon | 2015 | YTX12-BS | CT 1212 |
| Honda | TRX250X, EX, | 2015 | YTX9-BS | CT 1209 |
| Honda | TRX90X, EX | 2015 | YTZ7S, YTX5L-BS | CT 1205, CT 1207.2 |
| Honda | TRX500FA Fourtrax Rubicon | 2014 | GYZ16H, YTX14H-BS, YTX14-BS | CT 1214, EPS 1214 |
| Honda | TRX680FA Four Trax Rincon | 2014 | GYZ20HL, YTX20HL-BS, YTX20L-BS | CT 12201, EPS 12201 |
| Honda | TRX250 TE, TM, FourTrax Recon | 2014 | YTX12-BS | CT 1212 |
| Honda | TRX250X, EX, | 2014 | YTX9-BS | CT 1209 |
| Honda | TRX90X, EX | 2014 | YTZ7S, YTX5L-BS | CT 1205, CT 1207.2 |
| Honda | TRX500FA Fourtrax Rubicon | 2013 | GYZ16H, YTX14H-BS, YTX14-BS | CT 1214, EPS 1214 |
| Honda | TRX420 FA | 2013 | GYZ16H, YTX14H-BS, YTX14-BS | CT 1214, EPS 1214 |
| Honda | MUV700 Big Red | 2013 | GYZ16H, YTX14H-BS, YTX14-BS | CT 1214, EPS 1214 |
| Honda | TRX420 Fourtrax Rancher 4x4 | 2013 | GYZ16H, YTX14H-BS, YTX14-BS | CT 1214, EPS 1214 |
| Honda | TRX680FA Four Trax Rincon | 2013 | GYZ20HL, YTX20HL-BS, YTX20L-BS | CT 12201, EPS 12201 |
| Honda | TRX250 TE, TM, FourTrax Recon | 2013 | YTX12-BS | CT 1212 |
| Honda | TRX400X, EX, Fourtrax, Sportrax | 2013 | YTX9-BS | CT 1209 |
| Honda | TRX250X, EX, | 2013 | YTX9-BS | CT 1209 |
| Honda | TRX700XX | 2013 | YTX9-BS | CT 1209 |
| Honda | TRX90X, EX | 2013 | YTZ7S, YTX5L-BS | CT 1205, CT 1207.2 |
| Honda | TRX450ER, TRX450R | 2013 | YTZ7S, YTX5L-BS | CT 1205, CT 1207.2 |
| Honda | TRX500FA Fourtrax Rubicon | 2012 | GYZ16H, YTX14H-BS, YTX14-BS | CT 1214, EPS 1214 |
| Honda | MUV700 Big Red | 2012 | GYZ16H, YTX14H-BS, YTX14-BS | CT 1214, EPS 1214 |
| Honda | TRX680FA Four Trax Rincon | 2012 | GYZ20HL, YTX20HL-BS, YTX20L-BS | CT 12201, EPS 12201 |
| Honda | TRX250 TE, TM, FourTrax Recon | 2012 | YTX12-BS | CT 1212 |
| Honda | TRX700XX | 2012 | YTX9-BS | CT 1209 |
| Honda | TRX300X, EX | 2012 | YTX9-BS | CT 1209 |
| Honda | TRX250X, EX, | 2012 | YTX9-BS | CT 1209 |
| Honda | TRX400X, EX, Fourtrax, Sportrax | 2012 | YTX9-BS | CT 1209 |
| Honda | TRX90X, EX | 2012 | YTZ7S, YTX5L-BS | CT 1205, CT 1207.2 |
| Honda | TRX450ER, TRX450R | 2012 | YTZ7S, YTX5L-BS | CT 1205, CT 1207.2 |
| Honda | TRX500FA Fourtrax Rubicon | 2011 | GYZ16H, YTX14H-BS, YTX14-BS | CT 1214, EPS 1214 |
| Honda | TRX500FE, FM, TM Trax Foreman | 2011 | GYZ16H, YTX14H-BS, YTX14-BS | CT 1214, EPS 1214 |
| Honda | MUV700 Big Red | 2011 | GYZ16H, YTX14H-BS, YTX14-BS | CT 1214, EPS 1214 |
| Honda | TRX680FA Four Trax Rincon | 2011 | GYZ20HL, YTX20HL-BS, YTX20L-BS | CT 12201, EPS 12201 |
| Honda | TRX250 TE, TM, FourTrax Recon | 2011 | YTX12-BS | CT 1212 |
| Honda | TRX250X, EX, | 2011 | YTX9-BS | CT 1209 |
| Honda | TRX300X, EX | 2011 | YTX9-BS | CT 1209 |
| Honda | TRX700XX | 2011 | YTX9-BS | CT 1209 |
| Honda | TRX400X, EX, Fourtrax, Sportrax | 2011 | YTX9-BS | CT 1209 |
| Honda | TRX450ER, TRX450R | 2011 | YTZ7S, YTX5L-BS | CT 1205, CT 1207.2 |
| Honda | TRX90X, EX | 2011 | YTZ7S, YTX5L-BS | CT 1205, CT 1207.2 |
| Honda | MUV700 Big Red | 2010 | GYZ16H, YTX14H-BS, YTX14-BS | CT 1214, EPS 1214 |
| Honda | TRX500FA Fourtrax Rubicon | 2010 | GYZ16H, YTX14H-BS, YTX14-BS | CT 1214, EPS 1214 |
| Honda | TRX500FE, FM, TM Trax Foreman | 2010 | GYZ16H, YTX14H-BS, YTX14-BS | CT 1214, EPS 1214 |
| Honda | TRX680FA Four Trax Rincon | 2010 | GYZ20HL, YTX20HL-BS, YTX20L-BS | CT 12201, EPS 12201 |
| Honda | TRX250 TE, TM, FourTrax Recon | 2010 | YTX12-BS | CT 1212 |
| Honda | TRX300X, EX | 2010 | YTX9-BS | CT 1209 |

| МАРКА | МОДЕЛЬ КВАДРОЦИКЛА | ДАТА ВЫПУСКА | СООТВЕТСТВИЕ JIS-КОДУ | МОДЕЛЬ DELTA |
|-------|---------------------------------|--------------|--------------------------------|---------------------|
| Honda | TRX700XX | 2010 | YTX9-BS | CT 1209 |
| Honda | TRX400X, EX, Fourtrax, Sportrax | 2010 | YTX9-BS | CT 1209 |
| Honda | TRX250X, EX, | 2010 | YTX9-BS | CT 1209 |
| Honda | TRX90X, EX | 2010 | YTZ7S, YTX5L-BS | CT 1205, CT 1207.2 |
| Honda | TRX450ER, TRX450R | 2010 | YTZ7S, YTX5L-BS | CT 1205, CT 1207.2 |
| Honda | TRX500FA Fourtrax Rubicon | 2009 | GYZ16H, YTX14H-BS, YTX14-BS | CT 1214, EPS 1214 |
| Honda | TRX500FE, FM, TM Trax Foreman | 2009 | GYZ16H, YTX14H-BS, YTX14-BS | CT 1214, EPS 1214 |
| Honda | FourTrax Foreman ES, 4x4 | 2009 | GYZ16H, YTX14H-BS, YTX14-BS | CT 1214, EPS 1214 |
| Honda | MUV700 Big Red | 2009 | GYZ16H, YTX14H-BS, YTX14-BS | CT 1214, EPS 1214 |
| Honda | TRX680FA Four Trax Rincon | 2009 | GYZ20HL, YTX20HL-BS, YTX20L-BS | CT 12201, EPS 12201 |
| Honda | TRX250 TE, TM, FourTrax Recon | 2009 | YTX12-BS | CT 1212 |
| Honda | TRX400X, EX, Fourtrax, Sportrax | 2009 | YTX9-BS | CT 1209 |
| Honda | TRX300X, EX | 2009 | YTX9-BS | CT 1209 |
| Honda | TRX250X, EX, | 2009 | YTX9-BS | CT 1209 |
| Honda | TRX700XX | 2009 | YTX9-BS | CT 1209 |
| Honda | TRX90X, EX | 2009 | YTZ7S, YTX5L-BS | CT 1205, CT 1207.2 |
| Honda | TRX450ER, TRX450R | 2009 | YTZ7S, YTX5L-BS | CT 1205, CT 1207.2 |
| Honda | FourTrax Foreman ES, 4x4 | 2008 | GYZ16H, YTX14H-BS, YTX14-BS | CT 1214, EPS 1214 |
| Honda | TRX500FE, FM, TM Trax Foreman | 2008 | GYZ16H, YTX14H-BS, YTX14-BS | CT 1214, EPS 1214 |
| Honda | MUV700 Big Red | 2008 | GYZ16H, YTX14H-BS, YTX14-BS | CT 1214, EPS 1214 |
| Honda | TRX500FA Fourtrax Rubicon | 2008 | GYZ16H, YTX14H-BS, YTX14-BS | CT 1214, EPS 1214 |
| Honda | TRX680FA Four Trax Rincon | 2008 | GYZ20HL, YTX20HL-BS, YTX20L-BS | CT 12201, EPS 12201 |
| Honda | TRX250 TE, TM, FourTrax Recon | 2008 | YTX12-BS | CT 1212 |
| Honda | TRX700XX | 2008 | YTX9-BS | CT 1209 |
| Honda | TRX300X, EX | 2008 | YTX9-BS | CT 1209 |
| Honda | TRX400X, EX, Fourtrax, Sportrax | 2008 | YTX9-BS | CT 1209 |
| Honda | TRX250X, EX, | 2008 | YTX9-BS | CT 1209 |
| Honda | TRX450ER, TRX450R | 2008 | YTZ7S, YTX5L-BS | CT 1205, CT 1207.2 |
| Honda | TRX90X, EX | 2008 | YTZ7S, YTX5L-BS | CT 1205, CT 1207.2 |
| Honda | FourTrax Foreman ES, 4x4 | 2007 | GYZ16H, YTX14H-BS, YTX14-BS | CT 1214, EPS 1214 |
| Honda | TRX500FA Fourtrax Rubicon | 2007 | GYZ16H, YTX14H-BS, YTX14-BS | CT 1214, EPS 1214 |
| Honda | TRX500FE, FM, TM Trax Foreman | 2007 | GYZ16H, YTX14H-BS, YTX14-BS | CT 1214, EPS 1214 |
| Honda | TRX680FA Four Trax Rincon | 2007 | GYZ20HL, YTX20HL-BS, YTX20L-BS | CT 12201, EPS 12201 |
| Honda | TRX250 TE, TM, FourTrax Recon | 2007 | YTX12-BS | CT 1212 |
| Honda | TRX250X, EX, | 2007 | YTX9-BS | CT 1209 |
| Honda | TRX400X, EX, Fourtrax, Sportrax | 2007 | YTX9-BS | CT 1209 |
| Honda | TRX300X, EX | 2007 | YTX9-BS | CT 1209 |
| Honda | TRX450ER, TRX450R | 2007 | YTZ7S, YTX5L-BS | CT 1205, CT 1207.2 |
| Honda | TRX90X, EX | 2007 | YTZ7S, YTX5L-BS | CT 1205, CT 1207.2 |
| Honda | TRX500FA Fourtrax Rubicon | 2006 | GYZ16H, YTX14H-BS, YTX14-BS | CT 1214, EPS 1214 |
| Honda | TRX350 Rancher | 2006 | GYZ16H, YTX14H-BS, YTX14-BS | CT 1214, EPS 1214 |
| Honda | TRX500FE, FM, TM Trax Foreman | 2006 | GYZ16H, YTX14H-BS, YTX14-BS | CT 1214, EPS 1214 |
| Honda | FourTrax Foreman ES, 4x4 | 2006 | GYZ16H, YTX14H-BS, YTX14-BS | CT 1214, EPS 1214 |
| Honda | TRX400 Rancher AT | 2006 | GYZ16H, YTX14H-BS, YTX14-BS | CT 1214, EPS 1214 |
| Honda | TRX680FA Four Trax Rincon | 2006 | GYZ20HL, YTX20HL-BS, YTX20L-BS | CT 12201, EPS 12201 |
| Honda | TRX250 TE, TM, FourTrax Recon | 2006 | YTX12-BS | CT 1212 |
| Honda | TRX300X, EX | 2006 | YTX9-BS | CT 1209 |
| Honda | TRX250X, EX, | 2006 | YTX9-BS | CT 1209 |
| Honda | TRX400X, EX, Fourtrax, Sportrax | 2006 | YTX9-BS | CT 1209 |
| Honda | TRX90X, EX | 2006 | YTZ7S, YTX5L-BS | CT 1205, CT 1207.2 |
| Honda | TRX450ER, TRX450R | 2006 | YTZ7S, YTX5L-BS | CT 1205, CT 1207.2 |
| Honda | TRX350 Rancher | 2005 | GYZ16H, YTX14H-BS, YTX14-BS | CT 1214, EPS 1214 |
| Honda | TRX500FE, FM, TM Trax Foreman | 2005 | GYZ16H, YTX14H-BS, YTX14-BS | CT 1214, EPS 1214 |
| Honda | FourTrax Foreman ES, 4x4 | 2005 | GYZ16H, YTX14H-BS, YTX14-BS | CT 1214, EPS 1214 |
| Honda | TRX650 FourTrax Rincon (Std.) | 2005 | GYZ16H, YTX14H-BS, YTX14-BS | CT 1214, EPS 1214 |
| Honda | TRX400 Rancher AT | 2005 | GYZ16H, YTX14H-BS, YTX14-BS | CT 1214, EPS 1214 |
| Honda | TRX500FA Fourtrax Rubicon | 2005 | GYZ16H, YTX14H-BS, YTX14-BS | CT 1214, EPS 1214 |

| МАРКА | МОДЕЛЬ КВАДРОЦИКЛА | ДАТА ВЫПУСКА | СООТВЕТСТВИЕ JIS-КОДУ | МОДЕЛЬ DELTA |
|-------|---------------------------------|--------------|--------------------------------|---------------------|
| Honda | TRX250 TE, TM, FourTrax Recon | 2005 | YTX12-BS | CT 1212 |
| Honda | TRX400X, EX, Fourtrax, Sportrax | 2005 | YTX9-BS | CT 1209 |
| Honda | TRX300X, EX | 2005 | YTX9-BS | CT 1209 |
| Honda | TRX250X, EX, | 2005 | YTX9-BS | CT 1209 |
| Honda | TRX350 Rancher | 2004 | GYZ16H, YTX14H-BS, YTX14-BS | CT 1214, EPS 1214 |
| Honda | TRX500FA Fourtrax Rubicon | 2004 | GYZ16H, YTX14H-BS, YTX14-BS | CT 1214, EPS 1214 |
| Honda | TRX650 FourTrax Rincon (Std.) | 2004 | GYZ16H, YTX14H-BS, YTX14-BS | CT 1214, EPS 1214 |
| Honda | TRX400 Rancher AT | 2004 | GYZ16H, YTX14H-BS, YTX14-BS | CT 1214, EPS 1214 |
| Honda | TRX450 Fourtrax Foreman S, ES | 2004 | GYZ16H, YTX14H-BS, YTX14-BS | CT 1214, EPS 1214 |
| Honda | (Optional* cold starting) | 2004 | GYZ20HL, YTX20HL-BS, YTX20L-BS | CT 12201, EPS 12201 |
| Honda | TRX250 TE, TM, FourTrax Recon | 2004 | YTX12-BS | CT 1212 |
| Honda | TRX250X, EX, | 2004 | YTX9-BS | CT 1209 |
| Honda | TRX300X, EX | 2004 | YTX9-BS | CT 1209 |
| Honda | TRX400X, EX, Fourtrax, Sportrax | 2004 | YTX9-BS | CT 1209 |
| Honda | TRX450 Fourtrax Foreman S, ES | 2003 | GYZ16H, YTX14H-BS, YTX14-BS | CT 1214, EPS 1214 |
| Honda | TRX350 Rancher | 2003 | GYZ16H, YTX14H-BS, YTX14-BS | CT 1214, EPS 1214 |
| Honda | TRX500FA Fourtrax Rubicon | 2003 | GYZ16H, YTX14H-BS, YTX14-BS | CT 1214, EPS 1214 |
| Honda | TRX400FW Foreman | 2003 | GYZ16H, YTX14H-BS, YTX14-BS | CT 1214, EPS 1214 |
| Honda | TRX650 FourTrax Rincon (Std.) | 2003 | GYZ16H, YTX14H-BS, YTX14-BS | CT 1214, EPS 1214 |
| Honda | (Optional* cold starting) | 2003 | GYZ20HL, YTX20HL-BS, YTX20L-BS | CT 12201, EPS 12201 |
| Honda | TRX250 Recon, ES | 2003 | YTX12-BS | CT 1212 |
| Honda | TRX250 TE, TM, FourTrax Recon | 2003 | YTX12-BS | CT 1212 |
| Honda | TRX400X, EX, Fourtrax, Sportrax | 2003 | YTX9-BS | CT 1209 |
| Honda | TRX300X, EX | 2003 | YTX9-BS | CT 1209 |
| Honda | TRX250X, EX, | 2003 | YTX9-BS | CT 1209 |
| Honda | TRX400FW Foreman | 2002 | GYZ16H, YTX14H-BS, YTX14-BS | CT 1214, EPS 1214 |
| Honda | TRX500FA Fourtrax Rubicon | 2002 | GYZ16H, YTX14H-BS, YTX14-BS | CT 1214, EPS 1214 |
| Honda | TRX350 Rancher | 2002 | GYZ16H, YTX14H-BS, YTX14-BS | CT 1214, EPS 1214 |
| Honda | TRX450 Fourtrax Foreman S, ES | 2002 | GYZ16H, YTX14H-BS, YTX14-BS | CT 1214, EPS 1214 |
| Honda | TRX250 Recon, ES | 2002 | YTX12-BS | CT 1212 |
| Honda | TRX250 TE, TM, FourTrax Recon | 2002 | YTX12-BS | CT 1212 |
| Honda | TRX300X, EX | 2002 | YTX9-BS | CT 1209 |
| Honda | TRX250X, EX, | 2002 | YTX9-BS | CT 1209 |
| Honda | TRX400X, EX, Fourtrax, Sportrax | 2002 | YTX9-BS | CT 1209 |
| Honda | TRX350 Rancher | 2001 | GYZ16H, YTX14H-BS, YTX14-BS | CT 1214, EPS 1214 |
| Honda | TRX500FA Fourtrax Rubicon | 2001 | GYZ16H, YTX14H-BS, YTX14-BS | CT 1214, EPS 1214 |
| Honda | TRX400FW Foreman | 2001 | GYZ16H, YTX14H-BS, YTX14-BS | CT 1214, EPS 1214 |
| Honda | TRX450 Fourtrax Foreman S, ES | 2001 | GYZ16H, YTX14H-BS, YTX14-BS | CT 1214, EPS 1214 |
| Honda | TRX250 Recon, ES | 2001 | YTX12-BS | CT 1212 |
| Honda | TRX250 TE, TM, FourTrax Recon | 2001 | YTX12-BS | CT 1212 |
| Honda | TRX400X, EX, Fourtrax, Sportrax | 2001 | YTX9-BS | CT 1209 |
| Honda | TRX300X, EX | 2001 | YTX9-BS | CT 1209 |
| Honda | TRX250X, EX, | 2001 | YTX9-BS | CT 1209 |
| Honda | TRX300FW Fourtrax 4x4 | 2000 | GYZ16H, YTX14H-BS, YTX14-BS | CT 1214, EPS 1214 |
| Honda | TRX300 Fourtrax | 2000 | GYZ16H, YTX14H-BS, YTX14-BS | CT 1214, EPS 1214 |
| Honda | TRX450 Fourtrax Foreman S, ES | 2000 | GYZ16H, YTX14H-BS, YTX14-BS | CT 1214, EPS 1214 |
| Honda | TRX400FW Foreman | 2000 | GYZ16H, YTX14H-BS, YTX14-BS | CT 1214, EPS 1214 |
| Honda | TRX350 Rancher | 2000 | GYZ16H, YTX14H-BS, YTX14-BS | CT 1214, EPS 1214 |
| Honda | TRX250 TE, TM, FourTrax Recon | 2000 | YTX12-BS | CT 1212 |
| Honda | TRX250 Recon, ES | 2000 | YTX12-BS | CT 1212 |
| Honda | TRX400X, EX, Fourtrax, Sportrax | 2000 | YTX9-BS | CT 1209 |
| Honda | TRX300X, EX | 2000 | YTX9-BS | CT 1209 |
| Honda | TRX300FW Fourtrax 4x4 | 1999 | GYZ16H, YTX14H-BS, YTX14-BS | CT 1214, EPS 1214 |
| Honda | TRX300 Fourtrax | 1999 | GYZ16H, YTX14H-BS, YTX14-BS | CT 1214, EPS 1214 |
| Honda | TRX450 Fourtrax Foreman S, ES | 1999 | GYZ16H, YTX14H-BS, YTX14-BS | CT 1214, EPS 1214 |
| Honda | TRX400FW Foreman | 1999 | GYZ16H, YTX14H-BS, YTX14-BS | CT 1214, EPS 1214 |
| Honda | TRX250 TE, TM, FourTrax Recon | 1999 | YTX12-BS | CT 1212 |

| МАРКА | МОДЕЛЬ КВАДРОЦИКЛА | ДАТА ВЫПУСКА | СООТВЕТСТВИЕ JIS-КОДУ | МОДЕЛЬ DELTA |
|-------|---------------------------------|--------------|-----------------------------|-------------------|
| Honda | TRX250 Recon, ES | 1999 | YTX12-BS | CT 1212 |
| Honda | TRX400X, EX, Fourtrax, Sportrax | 1999 | YTX9-BS | CT 1209 |
| Honda | TRX300X, EX | 1999 | YTX9-BS | CT 1209 |
| Honda | TRX400FW Foreman | 1998 | GYZ16H, YTX14H-BS, YTX14-BS | CT 1214, EPS 1214 |
| Honda | TRX300 Fourtrax | 1998 | GYZ16H, YTX14H-BS, YTX14-BS | CT 1214, EPS 1214 |
| Honda | TRX450 Fourtrax Foreman S, ES | 1998 | GYZ16H, YTX14H-BS, YTX14-BS | CT 1214, EPS 1214 |
| Honda | TRX300FW Fourtrax 4x4 | 1998 | GYZ16H, YTX14H-BS, YTX14-BS | CT 1214, EPS 1214 |
| Honda | TRX250 TE, TM, FourTrax Recon | 1998 | YTX12-BS | CT 1212 |
| Honda | TRX250 Recon, ES | 1998 | YTX12-BS | CT 1212 |
| Honda | TRX300X, EX | 1998 | YTX9-BS | CT 1209 |
| Honda | TRX300 Fourtrax | 1997 | GYZ16H, YTX14H-BS, YTX14-BS | CT 1214, EPS 1214 |
| Honda | TRX400FW Foreman | 1997 | GYZ16H, YTX14H-BS, YTX14-BS | CT 1214, EPS 1214 |
| Honda | TRX300FW Fourtrax 4x4 | 1997 | GYZ16H, YTX14H-BS, YTX14-BS | CT 1214, EPS 1214 |
| Honda | TRX200 Fourtrax | 1997 | YTX12-BS | CT 1212 |
| Honda | TRX250 TE, TM, FourTrax Recon | 1997 | YTX12-BS | CT 1212 |
| Honda | TRX250 Recon, ES | 1997 | YTX12-BS | CT 1212 |
| Honda | TRX300X, EX | 1997 | YTX9-BS | CT 1209 |
| Honda | TRX400FW Foreman | 1996 | GYZ16H, YTX14H-BS, YTX14-BS | CT 1214, EPS 1214 |
| Honda | TRX300 Fourtrax | 1996 | GYZ16H, YTX14H-BS, YTX14-BS | CT 1214, EPS 1214 |
| Honda | TRX300FW Fourtrax 4x4 | 1996 | GYZ16H, YTX14H-BS, YTX14-BS | CT 1214, EPS 1214 |
| Honda | TRX200 Fourtrax | 1996 | YTX12-BS | CT 1212 |
| Honda | TRX300X, EX | 1996 | YTX9-BS | CT 1209 |
| Honda | TRX300FW Fourtrax 4x4 | 1995 | GYZ16H, YTX14H-BS, YTX14-BS | CT 1214, EPS 1214 |
| Honda | TRX300 Fourtrax | 1995 | GYZ16H, YTX14H-BS, YTX14-BS | CT 1214, EPS 1214 |
| Honda | TRX400FW Foreman | 1995 | GYZ16H, YTX14H-BS, YTX14-BS | CT 1214, EPS 1214 |
| Honda | TRX200 Fourtrax | 1995 | YTX12-BS | CT 1212 |
| Honda | TRX300X, EX | 1995 | YTX9-BS | CT 1209 |
| Honda | TRX300FW Fourtrax 4x4 | 1994 | GYZ16H, YTX14H-BS, YTX14-BS | CT 1214, EPS 1214 |
| Honda | TRX300 Fourtrax | 1994 | GYZ16H, YTX14H-BS, YTX14-BS | CT 1214, EPS 1214 |
| Honda | TRX200 Fourtrax | 1994 | YTX12-BS | CT 1212 |
| Honda | TRX300X, EX | 1994 | YTX9-BS | CT 1209 |
| Honda | TRX300 Fourtrax | 1993 | GYZ16H, YTX14H-BS, YTX14-BS | CT 1214, EPS 1214 |
| Honda | TRX300FW Fourtrax 4x4 | 1993 | GYZ16H, YTX14H-BS, YTX14-BS | CT 1214, EPS 1214 |
| Honda | TRX200 Fourtrax | 1993 | YTX12-BS | CT 1212 |
| Honda | TRX300X, EX | 1993 | YTX9-BS | CT 1209 |
| Honda | TRX300FW Fourtrax 4x4 | 1992 | GYZ16H, YTX14H-BS, YTX14-BS | CT 1214, EPS 1214 |
| Honda | TRX300 Fourtrax | 1992 | GYZ16H, YTX14H-BS, YTX14-BS | CT 1214, EPS 1214 |
| Honda | TRX200 Fourtrax | 1992 | YTX12-BS | CT 1212 |
| Honda | TRX300 Fourtrax | 1991 | GYZ16H, YTX14H-BS, YTX14-BS | CT 1214, EPS 1214 |
| Honda | TRX300FW Fourtrax 4x4 | 1991 | GYZ16H, YTX14H-BS, YTX14-BS | CT 1214, EPS 1214 |
| Honda | TRX200 Fourtrax | 1991 | YTX12-BS | CT 1212 |
| Honda | TRX300FW Fourtrax 4x4 | 1990 | GYZ16H, YTX14H-BS, YTX14-BS | CT 1214, EPS 1214 |
| Honda | FL400R Pilot | 1990 | GYZ16H, YTX14H-BS, YTX14-BS | CT 1214, EPS 1214 |
| Honda | TRX300 Fourtrax | 1990 | GYZ16H, YTX14H-BS, YTX14-BS | CT 1214, EPS 1214 |
| Honda | TRX200 Fourtrax | 1990 | YTX12-BS | CT 1212 |
| Honda | TRX350, D Fourtrax 4x4 | 1989 | GYZ16H, YTX14H-BS, YTX14-BS | CT 1214, EPS 1214 |
| Honda | TRX300 Fourtrax | 1989 | GYZ16H, YTX14H-BS, YTX14-BS | CT 1214, EPS 1214 |
| Honda | FL400R Pilot | 1989 | GYZ16H, YTX14H-BS, YTX14-BS | CT 1214, EPS 1214 |
| Honda | TRX300FW Fourtrax 4x4 | 1989 | GYZ16H, YTX14H-BS, YTX14-BS | CT 1214, EPS 1214 |
| Honda | TRX350, D Fourtrax 4x4 | 1988 | GYZ16H, YTX14H-BS, YTX14-BS | CT 1214, EPS 1214 |
| Honda | TRX300 Fourtrax | 1988 | GYZ16H, YTX14H-BS, YTX14-BS | CT 1214, EPS 1214 |
| Honda | TRX300FW Fourtrax 4x4 | 1988 | GYZ16H, YTX14H-BS, YTX14-BS | CT 1214, EPS 1214 |
| Honda | TRX200SX Fourtrax | 1988 | YTX12-BS | CT 1212 |
| Honda | TRX125 Fourtrax | 1988 | YTX9-BS | CT 1209 |
| Honda | TRX350, D Fourtrax 4x4 | 1987 | GYZ16H, YTX14H-BS, YTX14-BS | CT 1214, EPS 1214 |
| Honda | ATC250ES Big Red | 1987 | YTX12-BS | CT 1212 |
| Honda | ATC250SX | 1987 | YTX12-BS | CT 1212 |

| МАРКА | МОДЕЛЬ КВАДРОЦИКЛА | ДАТА ВЫПУСКА | СООТВЕТСТВИЕ JIS-КОДУ | МОДЕЛЬ DELTA |
|-----------------|--------------------------------|--------------|--------------------------------|---------------------|
| Honda | TRX250 Fourtrax | 1987 | YTX12-BS | CT 1212 |
| Honda | ATC125M | 1987 | YTX12-BS | CT 1212 |
| Honda | TRX200SX Fourtrax | 1987 | YTX12-BS | CT 1212 |
| Honda | TRX125 Fourtrax | 1987 | YTX9-BS | CT 1209 |
| Honda | TRX350, D Fourtrax 4x4 | 1986 | GYZ16H, YTX14H-BS, YTX14-BS | CT 1214, EPS 1214 |
| Honda | TRX125 Fourtrax | 1986 | YB9A-A | CT 1210 |
| Honda | TRX250 Fourtrax | 1986 | YTX12-BS | CT 1212 |
| Honda | ATC125M | 1986 | YTX12-BS | CT 1212 |
| Honda | ATC250ES Big Red | 1986 | YTX12-BS | CT 1212 |
| Honda | TRX200SX Fourtrax | 1986 | YTX12-BS | CT 1212 |
| Honda | ATC250SX | 1986 | YTX12-BS | CT 1212 |
| Honda | ATC125M | 1985 | YB9A-A | CT 1210 |
| Honda | TRX125 Fourtrax | 1985 | YB9A-A | CT 1210 |
| Honda | ATC250SX | 1985 | YTX12-BS | CT 1212 |
| Honda | TRX250 Fourtrax | 1985 | YTX12-BS | CT 1212 |
| Honda | FL350R Odyssey | 1985 | YTX12-BS | CT 1212 |
| Honda | ATC250ES Big Red | 1985 | YTX12-BS | CT 1212 |
| Honda | ATC125M | 1984 | YB9A-A | CT 1210 |
| HYOSUNG | | | | |
| Hyosung | TE450S | 2013 | YTX9-BS | CT 1209 |
| IRBIS | | | | |
| IRBIS | ATV50-110UTT | - | YT4L-BS, YTX4L-BS, YT4L-BS | CT 1204 |
| IRBIS | ATV110-125UTT | - | YTX5L-BS | CT 1205, CT 1207.2 |
| IRBIS | ATV 500H | | YTX20-BS | CT 1218, EPS 1218 |
| KASEA | | | | |
| Kasea | Skyhawk 170 | ALLYEARS | YTX7A-BS | CT 1207 |
| Kasea | KS, KU Models | ALLYEARS | YTX7A-BS | CT 1207 |
| Kasea | Skyhawk 150, Adventure Buggy | ALLYEARS | YTX7A-BS | CT 1207 |
| Kasea | Skyhawk 250 | ALLYEARS | YTX7A-BS | CT 1207 |
| Kasea | KS, KU Models, Adventure Buggy | ALLYEARS | YTX7A-BS | CT 1207 |
| Kasea | Mini Skyhawk | ALLYEARS | YTZ5S-BS, YTX4L-BS | CT 1204 |
| Kasea | Skyhawk 90 | ALLYEARS | YTZ7S, YTX5L-BS | CT 1205, CT 1207.2 |
| Kasea | Skyhawk 50 | ALLYEARS | YTZ7S, YTX5L-BS | CT 1205, CT 1207.2 |
| KAWASAKI | | | | |
| Kawasaki | KAF620, Mule 3000, 3010, 3020 | ALLYEARS | GYZ20HL, YTX20HL-BS, YTX20L-BS | CT 12201, EPS 12201 |
| Kawasaki | KAF620F, Mule 4010 4x4 (CN) | 2020 | GYZ20HL, YTX20HL-BS, YTX20L-BS | CT 12201, EPS 12201 |
| Kawasaki | KVF300 Brute Force | 2020 | YTX12-BS | CT 1212 |
| Kawasaki | KFX90 | 2020 | YTZ7S, YTX5L-BS | CT 1205, CT 1207.2 |
| Kawasaki | KFX50 | 2020 | YTZ7S, YTX5L-BS | CT 1205, CT 1207.2 |
| Kawasaki | KAF620F, Mule 4010 4x4 (CN) | 2019 | GYZ20HL, YTX20HL-BS, YTX20L-BS | CT 12201, EPS 12201 |
| Kawasaki | KVF300 Brute Force | 2019 | YTX12-BS | CT 1212 |
| Kawasaki | KFX50 | 2019 | YTZ7S, YTX5L-BS | CT 1205, CT 1207.2 |
| Kawasaki | KFX90 | 2019 | YTZ7S, YTX5L-BS | CT 1205, CT 1207.2 |
| Kawasaki | KAF620F, Mule 4010 4x4 (CN) | 2018 | GYZ20HL, YTX20HL-BS, YTX20L-BS | CT 12201, EPS 12201 |
| Kawasaki | KVF300 Brute Force | 2018 | YTX12-BS | CT 1212 |
| Kawasaki | KFX50 | 2018 | YTZ7S, YTX5L-BS | CT 1205, CT 1207.2 |
| Kawasaki | KFX90 | 2018 | YTZ7S, YTX5L-BS | CT 1205, CT 1207.2 |
| Kawasaki | KAF620F, Mule 4010 4x4 (CN) | 2017 | GYZ20HL, YTX20HL-BS, YTX20L-BS | CT 12201, EPS 12201 |
| Kawasaki | KVF300 Brute Force | 2017 | YTX12-BS | CT 1212 |
| Kawasaki | KFX90 | 2017 | YTZ7S, YTX5L-BS | CT 1205, CT 1207.2 |
| Kawasaki | KFX50 | 2017 | YTZ7S, YTX5L-BS | CT 1205, CT 1207.2 |
| Kawasaki | KAF620F, Mule 4010 4x4 (CN) | 2016 | GYZ20HL, YTX20HL-BS, YTX20L-BS | CT 12201, EPS 12201 |
| Kawasaki | KVF300 Brute Force | 2016 | YTX12-BS | CT 1212 |
| Kawasaki | KFX50 | 2016 | YTZ7S, YTX5L-BS | CT 1205, CT 1207.2 |
| Kawasaki | KFX90 | 2016 | YTZ7S, YTX5L-BS | CT 1205, CT 1207.2 |

| МАРКА | МОДЕЛЬ КВАДРОЦИКЛА | ДАТА ВЫПУСКА | СООТВЕТСТВИЕ JIS-КОДУ | МОДЕЛЬ DELTA |
|----------|--|--------------|--------------------------------|-------------------------------|
| Kawasaki | KAF620F, Mule 4010 4x4 (CN) | 2015 | GYZ20HL, YTX20HL-BS, YTX20L-BS | CT 12201, EPS 12201 |
| Kawasaki | KVF300 Brute Force | 2015 | YTX12-BS | CT 1212 |
| Kawasaki | KFX50 | 2015 | YTZ7S, YTX5L-BS | CT 1205, CT 1207.2 |
| Kawasaki | KFX90 | 2015 | YTZ7S, YTX5L-BS | CT 1205, CT 1207.2 |
| Kawasaki | KAF620F, Mule 4010 4x4 (CN) | 2014 | GYZ20HL, YTX20HL-BS, YTX20L-BS | CT 12201, EPS 12201 |
| Kawasaki | KVF300 Brute Force | 2014 | YTX12-BS | CT 1212 |
| Kawasaki | KFX50 | 2014 | YTZ7S, YTX5L-BS | CT 1205, CT 1207.2 |
| Kawasaki | KFX90 | 2014 | YTZ7S, YTX5L-BS | CT 1205, CT 1207.2 |
| Kawasaki | KFX450R | 2014 | YTZ8V, YTX7L-BS | CT 1205, CT 1207.1, CT 1207.2 |
| Kawasaki | KAF620F, Mule 4010 4x4 (CN) | 2013 | GYZ20HL, YTX20HL-BS, YTX20L-BS | CT 12201, EPS 12201 |
| Kawasaki | KVF300 Brute Force | 2013 | YTX12-BS | CT 1212 |
| Kawasaki | KFX90 | 2013 | YTZ7S, YTX5L-BS | CT 1205, CT 1207.2 |
| Kawasaki | KFX50 | 2013 | YTZ7S, YTX5L-BS | CT 1205, CT 1207.2 |
| Kawasaki | KFX450R | 2013 | YTZ8V, YTX7L-BS | CT 1205, CT 1207.1, CT 1207.2 |
| Kawasaki | KAF620F, Mule 4010 4x4 (CN) | 2012 | GYZ20HL, YTX20HL-BS, YTX20L-BS | CT 12201, EPS 12201 |
| Kawasaki | KFX50 | 2012 | YTZ7S, YTX5L-BS | CT 1205, CT 1207.2 |
| Kawasaki | KFX90 | 2012 | YTZ7S, YTX5L-BS | CT 1205, CT 1207.2 |
| Kawasaki | KFX450R | 2012 | YTZ8V, YTX7L-BS | CT 1205, CT 1207.1, CT 1207.2 |
| Kawasaki | KAF620F, Mule 4010 4x4 (CN) | 2011 | GYZ20HL, YTX20HL-BS, YTX20L-BS | CT 12201, EPS 12201 |
| Kawasaki | KFX90 | 2011 | YTZ7S, YTX5L-BS | CT 1205, CT 1207.2 |
| Kawasaki | KFX50 | 2011 | YTZ7S, YTX5L-BS | CT 1205, CT 1207.2 |
| Kawasaki | KFX450R | 2011 | YTZ8V, YTX7L-BS | CT 1205, CT 1207.1, CT 1207.2 |
| Kawasaki | KAF620F, Mule 4010 4x4 (CN) | 2010 | GYZ20HL, YTX20HL-BS, YTX20L-BS | CT 12201, EPS 12201 |
| Kawasaki | KFX90 | 2010 | YTZ7S, YTX5L-BS | CT 1205, CT 1207.2 |
| Kawasaki | KFX50 | 2010 | YTZ7S, YTX5L-BS | CT 1205, CT 1207.2 |
| Kawasaki | KFX450R | 2010 | YTZ8V, YTX7L-BS | CT 1205, CT 1207.1, CT 1207.2 |
| Kawasaki | KAF620F, Mule 4010 4x4 (CN) | 2009 | GYZ20HL, YTX20HL-BS, YTX20L-BS | CT 12201, EPS 12201 |
| Kawasaki | KFX90 | 2009 | YTZ7S, YTX5L-BS | CT 1205, CT 1207.2 |
| Kawasaki | KFX50 | 2009 | YTZ7S, YTX5L-BS | CT 1205, CT 1207.2 |
| Kawasaki | KFX450R | 2009 | YTZ8V, YTX7L-BS | CT 1205, CT 1207.1, CT 1207.2 |
| Kawasaki | KFX50 | 2008 | YTZ7S, YTX5L-BS | CT 1205, CT 1207.2 |
| Kawasaki | KFX90 | 2008 | YTZ7S, YTX5L-BS | CT 1205, CT 1207.2 |
| Kawasaki | KFX450R | 2008 | YTZ8V, YTX7L-BS | CT 1205, CT 1207.1, CT 1207.2 |
| Kawasaki | KAF620, Mule 3010 4x4, Advantage Classic | 2007 | GYZ20HL, YTX20HL-BS, YTX20L-BS | CT 12201, EPS 12201 |
| Kawasaki | KFX50 | 2007 | YTZ7S, YTX5L-BS | CT 1205, CT 1207.2 |
| Kawasaki | KFX90 | 2007 | YTZ7S, YTX5L-BS | CT 1205, CT 1207.2 |
| Kawasaki | KAF620, Mule 3010 4x4, Advantage Classic | 2006 | GYZ20HL, YTX20HL-BS, YTX20L-BS | CT 12201, EPS 12201 |
| Kawasaki | KSF400-A (KFX400) | 2006 | YTX9-BS | CT 1209 |
| Kawasaki | KAF620, Mule 3010 4x4, Advantage Classic | 2005 | GYZ20HL, YTX20HL-BS, YTX20L-BS | CT 12201, EPS 12201 |
| Kawasaki | KSF400-A (KFX400) | 2005 | YTX9-BS | CT 1209 |
| Kawasaki | KSF80-A (KFX80) | 2005 | YTZ7S, YTX5L-BS | CT 1205, CT 1207.2 |
| Kawasaki | KAF620, Mule 3010 4x4, Advantage Classic | 2004 | GYZ20HL, YTX20HL-BS, YTX20L-BS | CT 12201, EPS 12201 |
| Kawasaki | KSF400-A (KFX400) | 2004 | YTX9-BS | CT 1209 |
| Kawasaki | KSF80-A (KFX80) | 2004 | YTZ7S, YTX5L-BS | CT 1205, CT 1207.2 |
| Kawasaki | KAF620, Mule 3010 4x4, Advantage Classic | 2003 | GYZ20HL, YTX20HL-BS, YTX20L-BS | CT 12201, EPS 12201 |
| Kawasaki | KSF400-A (KFX400) | 2003 | YTX9-BS | CT 1209 |
| Kawasaki | KSF80-A (KFX80) | 2003 | YTZ7S, YTX5L-BS | CT 1205, CT 1207.2 |
| Kawasaki | KLF185-A Bayou | 1988 | YB10L-B | CT 1210 |
| Kawasaki | KLF185-A Bayou | 1987 | YB10L-B | CT 1210 |
| Kawasaki | KLF185-A Bayou | 1986 | YB10L-B | CT 1210 |
| Kawasaki | KLT250-C Prairie | 1985 | YB10L-B | CT 1210 |
| Kawasaki | KLF185-A Bayou | 1985 | YB10L-B | CT 1210 |
| Kawasaki | KLT200-A, C | 1984 | YB10L-B | CT 1210 |

| МАРКА | МОДЕЛЬ КВАДРОЦИКЛА | ДАТА ВЫПУСКА | СООТВЕТСТВИЕ JIS-КОДУ | МОДЕЛЬ DELTA |
|----------------|--------------------------------------|--------------|--------------------------------|---------------------|
| Kawasaki | KLT250-C Prairie | 1984 | YB10L-B | CT 1210 |
| Kawasaki | KLT200-A, C | 1983 | YB10L-B | CT 1210 |
| Kawasaki | KLT200-A, C | 1982 | YB10L-B | CT 1210 |
| Kawasaki | KLT200-A, C | 1981 | YB10L-B | CT 1210 |
| KTM | | | | |
| KTM | XC ATV | 2013 | YTZ7S, YTX5L-BS | CT 1205, CT 1207.2 |
| KTM | SX ATV | 2013 | YTZ7S, YTX5L-BS | CT 1205, CT 1207.2 |
| KTM | SX ATV | 2012 | YTZ7S, YTX5L-BS | CT 1205, CT 1207.2 |
| KTM | XC ATV | 2012 | YTZ7S, YTX5L-BS | CT 1205, CT 1207.2 |
| KTM | XC ATV | 2011 | YTZ7S, YTX5L-BS | CT 1205, CT 1207.2 |
| KTM | SX ATV | 2011 | YTZ7S, YTX5L-BS | CT 1205, CT 1207.2 |
| KTM | XC ATV | 2010 | YTZ7S, YTX5L-BS | CT 1205, CT 1207.2 |
| KTM | SX ATV | 2010 | YTZ7S, YTX5L-BS | CT 1205, CT 1207.2 |
| KTM | SX ATV | 2009 | YTZ7S, YTX5L-BS | CT 1205, CT 1207.2 |
| KTM | XC ATV | 2009 | YTZ7S, YTX5L-BS | CT 1205, CT 1207.2 |
| KTM | SX ATV | 2008 | YTZ7S, YTX5L-BS | CT 1205, CT 1207.2 |
| KTM | XC ATV | 2008 | YTZ7S, YTX5L-BS | CT 1205, CT 1207.2 |
| KYMCO | | | | |
| Kymco | Mongoose, MXU | ALLYEARS | YTX12-BS | CT 1212 |
| Kymco | MXU300SD | ALLYEARS | YTX12-BS | CT 1212 |
| Kymco | Mongoose300 | ALLYEARS | YTX12-BS | CT 1212 |
| Kymco | MXU150 | ALLYEARS | YTX9-BS | CT 1209 |
| Kymco | Mongoose 90 | ALLYEARS | YTZ7S, YTX5L-BS | CT 1205, CT 1207.2 |
| Kymco | Mongoose 50 | ALLYEARS | YTZ7S, YTX5L-BS | CT 1205, CT 1207.2 |
| Kymco | UXV700 | 2017 | GYZ20HL, YTX20HL-BS, YTX20L-BS | CT 12201, EPS 12201 |
| Kymco | MXU500 | 2017 | GYZ20HL, YTX20HL-BS, YTX20L-BS | CT 12201, EPS 12201 |
| Kymco | Maxxer 450, MXU 450 | 2017 | GYZ20HL, YTX20HL-BS, YTX20L-BS | CT 12201, EPS 12201 |
| Kymco | UXV500 | 2017 | GYZ20HL, YTX20HL-BS, YTX20L-BS | CT 12201, EPS 12201 |
| Kymco | MXU700 | 2017 | GYZ20HL, YTX20HL-BS, YTX20L-BS | CT 12201, EPS 12201 |
| Kymco | UXV450 | 2017 | GYZ20HL, YTX20HL-BS, YTX20L-BS | CT 12201, EPS 12201 |
| PATRON | | | | |
| Patron | Scaner | | YT4L-BS, YTX4L-BS, YT4L-BS | CT 1204 |
| Patron | Scaner | | YB9A-A | CT 1210 |
| Patron | Scaner | | YB9A-A | CT 1210 |
| Patron | Scaner 150B | | YB9A-A | CT 1210 |
| Patron | Scaner 150R | | YB9A-A | CT 1210 |
| Patron | Scaner 150RD | | YB9A-A | CT 1210 |
| Patron | Scaner | | YTX7A-BS | CT 1207 |
| Patron | Scaner | | YTX7A-BS | CT 1207 |
| POLARIS | | | | |
| Polaris | RZR 570 EPS, AM | 2020 | GYZ32HL, YIX30L, YB30L-B | CT 1230, EPS 1230 |
| Polaris | Sportsman (opt.), WV (std.), Premium | 2020 | GYZ32HL, YIX30L, YB30L-B | CT 1230, EPS 1230 |
| Polaris | Ranger Crew EBV, EBX, EBH | 2020 | GYZ32HL, YIX30L-BS, YB30L-B | CT 1230, EPS 1230 |
| Polaris | Phoenix, Sawtooth | 2020 | YTX12-BS | CT 1212 |
| Polaris | RZR | 2020 | YTX12-BS | CT 1212 |
| Polaris | ACE EFI | 2020 | YTX9-BS | CT 1209 |
| Polaris | Outlaw | 2020 | YTZ7S, YTX5L-BS | CT 1205, CT 1207.2 |
| Polaris | Sportsman | 2020 | YTZ7S, YTX5L-BS | CT 1205, CT 1207.2 |
| Polaris | RZR 570 EPS, AM | 2019 | GYZ32HL, YIX30L, YB30L-B | CT 1230, EPS 1230 |
| Polaris | Sportsman (opt.), WV (std.), Premium | 2019 | GYZ32HL, YIX30L, YB30L-B | CT 1230, EPS 1230 |
| Polaris | ACE SP | 2019 | GYZ32HL, YIX30L, YB30L-B | CT 1230, EPS 1230 |
| Polaris | Ranger Crew EBV, EBX, EBH | 2019 | GYZ32HL, YIX30L-BS, YB30L-B | CT 1230, EPS 1230 |
| Polaris | Phoenix, Sawtooth | 2019 | YTX12-BS | CT 1212 |
| Polaris | RZR | 2019 | YTX12-BS | CT 1212 |

| МАРКА | МОДЕЛЬ КВАДРОЦИКЛА | ДАТА ВЫПУСКА | СООТВЕТСТВИЕ JIS-КОДУ | МОДЕЛЬ DELTA |
|---------|--------------------------------------|--------------|--------------------------------|---------------------|
| Polaris | ACE EFI | 2019 | YTX9-BS | CT 1209 |
| Polaris | ATV Ranger | 2019 | YTX9-BS | CT 1209 |
| Polaris | Outlaw, Predator | 2019 | YTZ7S, YTX5L-BS | CT 1205, CT 1207.2 |
| Polaris | Outlaw | 2019 | YTZ7S, YTX5L-BS | CT 1205, CT 1207.2 |
| Polaris | Sportsman | 2019 | YTZ7S, YTX5L-BS | CT 1205, CT 1207.2 |
| Polaris | RZR 570 EPS, AM | 2018 | GYZ32HL, YIX30L, YB30L-B | CT 1230, EPS 1230 |
| Polaris | Sportsman (opt.), WV (std.), Premium | 2018 | GYZ32HL, YIX30L, YB30L-B | CT 1230, EPS 1230 |
| Polaris | ACE SP | 2018 | GYZ32HL, YIX30L, YB30L-B | CT 1230, EPS 1230 |
| Polaris | ACE | 2018 | GYZ32HL, YIX30L-BS, YB30L-B | CT 1230, EPS 1230 |
| Polaris | Ranger Crew EBV, EBX, EBH | 2018 | GYZ32HL, YIX30L-BS, YB30L-B | CT 1230, EPS 1230 |
| Polaris | Sportsman (opt.), WV (std.) | 2018 | YIX30L, YB30L-B | CT 1230, EPS 1230 |
| Polaris | Phoenix, Sawtooth | 2018 | YTX12-BS | CT 1212 |
| Polaris | RZR | 2018 | YTX12-BS | CT 1212 |
| Polaris | ATV Ranger | 2018 | YTX9-BS | CT 1209 |
| Polaris | Sportsman | 2018 | YTZ7S, YTX5L-BS | CT 1205, CT 1207.2 |
| Polaris | Outlaw | 2018 | YTZ7S, YTX5L-BS | CT 1205, CT 1207.2 |
| Polaris | Outlaw, Predator | 2018 | YTZ7S, YTX5L-BS | CT 1205, CT 1207.2 |
| Polaris | ACE SP | 2017 | GYZ32HL, YIX30L, YB30L-B | CT 1230, EPS 1230 |
| Polaris | Sportsman (opt.), WV (std.), Premium | 2017 | GYZ32HL, YIX30L, YB30L-B | CT 1230, EPS 1230 |
| Polaris | RZR 570 EPS, AM | 2017 | GYZ32HL, YIX30L, YB30L-B | CT 1230, EPS 1230 |
| Polaris | RZR 570 EPS | 2017 | GYZ32HL, YIX30L-BS, YB30L-B | CT 1230, EPS 1230 |
| Polaris | Sportsman (opt.), WV (std.) | 2017 | YIX30L, YB30L-B | CT 1230, EPS 1230 |
| Polaris | Phoenix, Sawtooth | 2017 | YTX12-BS | CT 1212 |
| Polaris | RZR | 2017 | YTX12-BS | CT 1212 |
| Polaris | ACE EFI | 2017 | YTX9-BS | CT 1209 |
| Polaris | Outlaw, Predator | 2017 | YTZ7S, YTX5L-BS | CT 1205, CT 1207.2 |
| Polaris | Outlaw | 2017 | YTZ7S, YTX5L-BS | CT 1205, CT 1207.2 |
| Polaris | Sportsman | 2017 | YTZ7S, YTX5L-BS | CT 1205, CT 1207.2 |
| Polaris | RZR 570 EPS, AM | 2016 | GYZ32HL, YIX30L, YB30L-B | CT 1230, EPS 1230 |
| Polaris | ACE SP | 2016 | GYZ32HL, YIX30L, YB30L-B | CT 1230, EPS 1230 |
| Polaris | Sportsman (opt.), WV (std.), Premium | 2016 | GYZ32HL, YIX30L, YB30L-B | CT 1230, EPS 1230 |
| Polaris | ACE | 2016 | GYZ32HL, YIX30L-BS, YB30L-B | CT 1230, EPS 1230 |
| Polaris | RZR 570 EPS | 2016 | GYZ32HL, YIX30L-BS, YB30L-B | CT 1230, EPS 1230 |
| Polaris | Sportsman (opt.), WV (std.) | 2016 | YIX30L, YB30L-B | CT 1230, EPS 1230 |
| Polaris | Phoenix, Sawtooth | 2016 | YTX12-BS | CT 1212 |
| Polaris | RZR | 2016 | YTX12-BS | CT 1212 |
| Polaris | Outlaw, Predator | 2016 | YTZ7S, YTX5L-BS | CT 1205, CT 1207.2 |
| Polaris | Sportsman (opt.), WV (std.), Premium | 2015 | GYZ32HL, YIX30L, YB30L-B | CT 1230, EPS 1230 |
| Polaris | RZR 570 EPS, AM | 2015 | GYZ32HL, YIX30L, YB30L-B | CT 1230, EPS 1230 |
| Polaris | ACE | 2015 | GYZ32HL, YIX30L-BS, YB30L-B | CT 1230, EPS 1230 |
| Polaris | RZR 570 EPS | 2015 | GYZ32HL, YIX30L-BS, YB30L-B | CT 1230, EPS 1230 |
| Polaris | RZR | 2015 | GYZ32HL, YIX30L-BS, YB30L-B | CT 1230, EPS 1230 |
| Polaris | Sportsman (opt.), WV (std.) | 2015 | YIX30L, YB30L-B | CT 1230, EPS 1230 |
| Polaris | Phoenix, Sawtooth | 2015 | YTX12-BS | CT 1212 |
| Polaris | Outlaw, Predator | 2015 | YTZ7S, YTX5L-BS | CT 1205, CT 1207.2 |
| Polaris | RZR | 2014 | GYZ20HL, YTX20HL-BS, YTX20L-BS | CT 12201, EPS 12201 |
| Polaris | Sportsman (opt.), WV (std.), Premium | 2014 | GYZ32HL, YIX30L, YB30L-B | CT 1230, EPS 1230 |
| Polaris | RZR 570 EPS, AM | 2014 | GYZ32HL, YIX30L, YB30L-B | CT 1230, EPS 1230 |
| Polaris | ACE | 2014 | GYZ32HL, YIX30L-BS, YB30L-B | CT 1230, EPS 1230 |
| Polaris | RZR 4, RZR S 800 | 2014 | GYZ32HL, YIX30L-BS, YB30L-B | CT 1230, EPS 1230 |
| Polaris | RZR 570 EPS | 2014 | GYZ32HL, YIX30L-BS, YB30L-B | CT 1230, EPS 1230 |
| Polaris | Sportsman (opt.), WV (std.) | 2014 | YIX30L, YB30L-B | CT 1230, EPS 1230 |
| Polaris | Sportsman 6x6 | 2014 | YIX30L, YB30L-B | CT 1230, EPS 1230 |

| МАРКА | МОДЕЛЬ КВАДРОЦИКЛА | ДАТА ВЫПУСКА | СООТВЕТСТВИЕ JIS-КОДУ | МОДЕЛЬ DELTA |
|---------|--------------------------------------|--------------|--------------------------------|---------------------|
| Polaris | Phoenix, Sawtooth | 2014 | YTX12-BS | CT 1212 |
| Polaris | Outlaw, Predator | 2014 | YTZ7S, YTX5L-BS | CT 1205, CT 1207.2 |
| Polaris | Predator, Sportsman, Outlaw | 2014 | YTZ7S, YTX5L-BS | CT 1205, CT 1207.2 |
| Polaris | Sportsman | 2013 | GYZ20HL, YTX20HL-BS | CT 12201, EPS 12201 |
| Polaris | RZR | 2013 | GYZ20HL, YTX20HL-BS, YTX20L-BS | CT 12201, EPS 12201 |
| Polaris | Sportsman (opt.), WV (std.), Premium | 2013 | GYZ32HL, YIX30L, YB30L-B | CT 1230, EPS 1230 |
| Polaris | RZR 570 EPS, AM | 2013 | GYZ32HL, YIX30L, YB30L-B | CT 1230, EPS 1230 |
| Polaris | RZR 570 EPS | 2013 | GYZ32HL, YIX30L-BS, YB30L-B | CT 1230, EPS 1230 |
| Polaris | RZR 4, RZR S 800 | 2013 | GYZ32HL, YIX30L-BS, YB30L-B | CT 1230, EPS 1230 |
| Polaris | Sportsman (opt.), WV (std.) | 2013 | YIX30L, YB30L-B | CT 1230, EPS 1230 |
| Polaris | Phoenix, Sawtooth | 2013 | YTX12-BS | CT 1212 |
| Polaris | Outlaw, Predator | 2013 | YTZ7S, YTX5L-BS | CT 1205, CT 1207.2 |
| Polaris | Predator, Sportsman, Outlaw | 2013 | YTZ7S, YTX5L-BS | CT 1205, CT 1207.2 |
| Polaris | Sportsman | 2012 | GYZ20HL, YTX20HL-BS | CT 12201, EPS 12201 |
| Polaris | RZR | 2012 | GYZ20HL, YTX20HL-BS, YTX20L-BS | CT 12201, EPS 12201 |
| Polaris | Sportsman (opt.), WV (std.), Premium | 2012 | GYZ32HL, YIX30L, YB30L-B | CT 1230, EPS 1230 |
| Polaris | RZR 4, RZR S 800 | 2012 | GYZ32HL, YIX30L-BS, YB30L-B | CT 1230, EPS 1230 |
| Polaris | Sportsman (opt.), WV (std.) | 2012 | YIX30L, YB30L-B | CT 1230, EPS 1230 |
| Polaris | Phoenix, Sawtooth | 2012 | YTX12-BS | CT 1212 |
| Polaris | Outlaw 525 | 2012 | YTX9-BS | CT 1209 |
| Polaris | Predator, Sportsman, Outlaw | 2012 | YTZ7S, YTX5L-BS | CT 1205, CT 1207.2 |
| Polaris | Outlaw, Predator | 2012 | YTZ7S, YTX5L-BS | CT 1205, CT 1207.2 |
| Polaris | Sportsman | 2011 | GYZ20HL, YTX20HL-BS | CT 12201, EPS 12201 |
| Polaris | RZR | 2011 | GYZ20HL, YTX20HL-BS, YTX20L-BS | CT 12201, EPS 12201 |
| Polaris | Sportsman (opt.), WV (std.), Premium | 2011 | GYZ32HL, YIX30L, YB30L-B | CT 1230, EPS 1230 |
| Polaris | RZR 4, RZR S 800 | 2011 | GYZ32HL, YIX30L-BS, YB30L-B | CT 1230, EPS 1230 |
| Polaris | Sportsman (opt.), WV (std.) | 2011 | YIX30L, YB30L-B | CT 1230, EPS 1230 |
| Polaris | Phoenix, Sawtooth | 2011 | YTX12-BS | CT 1212 |
| Polaris | Outlaw 525 | 2011 | YTX9-BS | CT 1209 |
| Polaris | Outlaw, Predator | 2011 | YTZ7S, YTX5L-BS | CT 1205, CT 1207.2 |
| Polaris | Predator, Sportsman, Outlaw | 2011 | YTZ7S, YTX5L-BS | CT 1205, CT 1207.2 |
| Polaris | Sportsman Touring, X2 | 2010 | GYZ20HL, YTX20HL-BS | CT 12201, EPS 12201 |
| Polaris | RZR | 2010 | GYZ20HL, YTX20HL-BS, YTX20L-BS | CT 12201, EPS 12201 |
| Polaris | Sportsman (opt.), WV (std.), Premium | 2010 | GYZ32HL, YIX30L, YB30L-B | CT 1230, EPS 1230 |
| Polaris | Sportsman | 2010 | GYZ32HL, YIX30L-BS, YB30L-B | CT 1230, EPS 1230 |
| Polaris | Ranger 6x6, 4x4, | 2010 | GYZ32HL, YIX30L-BS, YB30L-B | CT 1230, EPS 1230 |
| Polaris | Ranger 4x4, | 2010 | GYZ32HL, YIX30L-BS, YB30L-B | CT 1230, EPS 1230 |
| Polaris | RZR 4, RZR S 800 | 2010 | GYZ32HL, YIX30L-BS, YB30L-B | CT 1230, EPS 1230 |
| Polaris | Sportsman (opt.), WV (std.) | 2010 | YIX30L, YB30L-B | CT 1230, EPS 1230 |
| Polaris | Phoenix, Sawtooth | 2010 | YTX12-BS | CT 1212 |
| Polaris | Outlaw 450 | 2010 | YTX9-BS | CT 1209 |
| Polaris | Outlaw 525 | 2010 | YTX9-BS | CT 1209 |
| Polaris | Predator, Sportsman, Outlaw | 2010 | YTZ7S, YTX5L-BS | CT 1205, CT 1207.2 |
| Polaris | Outlaw, Predator | 2010 | YTZ7S, YTX5L-BS | CT 1205, CT 1207.2 |
| Polaris | Sportsman Touring, XP, X2 | 2009 | GYZ20HL, YTX20HL-BS | CT 12201, EPS 12201 |
| Polaris | RZR | 2009 | GYZ20HL, YTX20HL-BS, YTX20L-BS | CT 12201, EPS 12201 |
| Polaris | Sportsman (opt.), WV (std.), Premium | 2009 | GYZ32HL, YIX30L, YB30L-B | CT 1230, EPS 1230 |
| Polaris | Ranger 6x6, 4x4, | 2009 | GYZ32HL, YIX30L-BS, YB30L-B | CT 1230, EPS 1230 |
| Polaris | Ranger 4x4, | 2009 | GYZ32HL, YIX30L-BS, YB30L-B | CT 1230, EPS 1230 |
| Polaris | Sportsman (opt.), WV (std.) | 2009 | YIX30L, YB30L-B | CT 1230, EPS 1230 |
| Polaris | Phoenix, Sawtooth | 2009 | YTX12-BS | CT 1212 |
| Polaris | Outlaw 450 | 2009 | YTX9-BS | CT 1209 |
| Polaris | Outlaw 525 | 2009 | YTX9-BS | CT 1209 |

| МАРКА | МОДЕЛЬ КВАДРОЦИКЛА | ДАТА ВЫПУСКА | СООТВЕТСТВИЕ JIS-КОДУ | МОДЕЛЬ DELTA |
|---------|-----------------------------|--------------|--------------------------------|-----------------------------|
| Polaris | Outlaw, Predator | 2009 | YTZ7S, YTX5L-BS | CT 1205, CT 1207.2 |
| Polaris | Predator, Sportsman, Outlaw | 2009 | YTZ7S, YTX5L-BS | CT 1205, CT 1207.2 |
| Polaris | RZR | 2008 | GYZ20HL, YTX20HL-BS, YTX20L-BS | CT 12201, EPS 12201 |
| Polaris | Ranger 4x4, | 2008 | GYZ32HL, YIX30L-BS, YB30L-B | CT 1230, EPS 1230 |
| Polaris | Sportsman, Military | 2008 | GYZ32HL, YIX30L-BS, YB30L-B | CT 1230, EPS 1230 |
| Polaris | Ranger 6x6, 4x4, | 2008 | GYZ32HL, YIX30L-BS, YB30L-B | CT 1230, EPS 1230 |
| Polaris | Phoenix, Sawtooth | 2008 | YTX12-BS | CT 1212 |
| Polaris | Outlaw 450 | 2008 | YTX9-BS | CT 1209 |
| Polaris | Outlaw 525 | 2008 | YTX9-BS | CT 1209 |
| Polaris | Predator, Sportsman, Outlaw | 2008 | YTZ7S, YTX5L-BS | CT 1205, CT 1207.2 |
| Polaris | Outlaw, Predator | 2008 | YTZ7S, YTX5L-BS | CT 1205, CT 1207.2 |
| Polaris | Ranger 4x4, | 2007 | GYZ32HL, YIX30L-BS, YB30L-B | CT 1230, EPS 1230 |
| Polaris | Sportsman, Military | 2007 | GYZ32HL, YIX30L-BS, YB30L-B | CT 1230, EPS 1230 |
| Polaris | Ranger 6x6, 4x4, | 2007 | GYZ32HL, YIX30L-BS, YB30L-B | CT 1230, EPS 1230 |
| Polaris | Phoenix, Sawtooth | 2007 | YTX12-BS | CT 1212 |
| Polaris | Outlaw 450 | 2007 | YTX9-BS | CT 1209 |
| Polaris | Outlaw, Predator | 2007 | YTZ7S, YTX5L-BS | CT 1205, CT 1207.2 |
| Polaris | Predator, Sportsman, Outlaw | 2007 | YTZ7S, YTX5L-BS | CT 1205, CT 1207.2 |
| Polaris | Sportsman EFI | 2006 | GYZ32HL, YIX30L-BS, YB30L-B | CT 1230, EPS 1230 |
| Polaris | Ranger 6x6, 4x4, | 2006 | GYZ32HL, YIX30L-BS, YB30L-B | CT 1230, EPS 1230 |
| Polaris | Sportsman, Military | 2006 | GYZ32HL, YIX30L-BS, YB30L-B | CT 1230, EPS 1230 |
| Polaris | Ranger 4x4, | 2006 | GYZ32HL, YIX30L-BS, YB30L-B | CT 1230, EPS 1230 |
| Polaris | Phoenix, Sawtooth | 2006 | YTX12-BS | CT 1212 |
| Polaris | Predator, Outlaw | 2006 | YTX9-BS | CT 1209 |
| Polaris | Predator, Sportsman, Outlaw | 2006 | YTZ7S, YTX5L-BS | CT 1205, CT 1207.2 |
| Polaris | Outlaw, Predator | 2006 | YTZ7S, YTX5L-BS | CT 1205, CT 1207.2 |
| Polaris | Ranger 4x4, | 2005 | GYZ32HL, YIX30L-BS, YB30L-B | CT 1230, EPS 1230 |
| Polaris | Sportsman, Military | 2005 | GYZ32HL, YIX30L-BS, YB30L-B | CT 1230, EPS 1230 |
| Polaris | Sportsman | 2005 | GYZ32HL, YIX30L-BS, YB30L-B | CT 1230, EPS 1230 |
| Polaris | Phoenix, Sawtooth | 2005 | YTX12-BS | CT 1212 |
| Polaris | Predator, Outlaw | 2005 | YTX9-BS | CT 1209 |
| Polaris | Outlaw, Predator | 2005 | YTZ7S, YTX5L-BS | CT 1205, CT 1207.2 |
| Polaris | Predator, Sportsman, Outlaw | 2005 | YTZ7S, YTX5L-BS | CT 1205, CT 1207.2 |
| Polaris | Ranger 4x4, | 2004 | GYZ32HL, YIX30L-BS, YB30L-B | CT 1230, EPS 1230 |
| Polaris | Ranger 6x6, 4x4, | 2004 | GYZ32HL, YIX30L-BS, YB30L-B | CT 1230, EPS 1230 |
| Polaris | Sportsman | 2004 | GYZ32HL, YIX30L-BS, YB30L-B | CT 1230, EPS 1230 |
| Polaris | Sportsman, Military | 2004 | GYZ32HL, YIX30L-BS, YB30L-B | CT 1230, EPS 1230 |
| Polaris | Predator, Outlaw | 2004 | YTX9-BS | CT 1209 |
| Polaris | Outlaw, Predator | 2004 | YTZ7S, YTX5L-BS | CT 1205, CT 1207.2 |
| Polaris | Predator, Sportsman, Outlaw | 2004 | YTZ7S, YTX5L-BS | CT 1205, CT 1207.2 |
| Polaris | Diesel .445 Litre (primary) | 2003 | GYZ32HL, YIX30L-BS, YB30L-B | CT 1230, EPS 1230 |
| Polaris | Ranger 2x4 | 2003 | GYZ32HL, YIX30L-BS, YB30L-B | CT 1230, EPS 1230 |
| Polaris | Sportsman, Military | 2003 | GYZ32HL, YIX30L-BS, YB30L-B | CT 1230, EPS 1230 |
| Polaris | Ranger 6x6, 4x4, | 2003 | GYZ32HL, YIX30L-BS, YB30L-B | CT 1230, EPS 1230 |
| Polaris | Predator, Outlaw | 2003 | YTX9-BS | CT 1209 |
| Polaris | Predator, Sportsman, Outlaw | 2003 | YTZ7S, YTX5L-BS | CT 1205, CT 1207.2 |
| Polaris | Scrambler | 2003 | YTZ7S, YTX5L-BS | CT 1205, CT 1207.2 |
| Polaris | Sportsman, Military | 2002 | GYZ32HL, YIX30L-BS, YB30L-B | CT 1230, EPS 1230 |
| Polaris | Ranger 2x4 | 2002 | GYZ32HL, YIX30L-BS, YB30L-B | CT 1230, EPS 1230 |
| Polaris | Diesel .445 Litre (primary) | 2002 | GYZ32HL, YIX30L-BS, YB30L-B | CT 1230, EPS 1230 |
| Polaris | Ranger 6x6, 4x4, | 2002 | GYZ32HL, YIX30L-BS, YB30L-B | CT 1230, EPS 1230 |
| Polaris | Scrambler | 2002 | YTX4L-BS | CT 1204, CT 1205, CT 1207.2 |
| Polaris | Scrambler, Sportsman | 2002 | YTX4L-BS | CT 1204, CT 1205, CT 1207.2 |
| Polaris | Diesel .445 Litre (primary) | 2001 | GYZ32HL, YIX30L-BS, YB30L-B | CT 1230, EPS 1230 |
| Polaris | Ranger 6x6, 4x4, | 2001 | GYZ32HL, YIX30L-BS, YB30L-B | CT 1230, EPS 1230 |
| Polaris | Scrambler, Sportsman | 2001 | YTX4L-BS | CT 1204, CT 1205, CT 1207.2 |
| Polaris | Scrambler | 2001 | YTX4L-BS | CT 1204, CT 1205, CT 1207.2 |

| МАРКА | МОДЕЛЬ КВАДРОЦИКЛА | ДАТА ВЫПУСКА | СООТВЕТСТВИЕ JIS-КОДУ | МОДЕЛЬ DELTA |
|------------------|--------------------------------|--------------|-----------------------------|---------------------|
| Polaris | Ranger 6x6, 4x4, | 2000 | GYZ32HL, YIX30L-BS, YB30L-B | CT 1230, EPS 1230 |
| Polaris | Diesel .445 Litre (primary) | 2000 | GYZ32HL, YIX30L-BS, YB30L-B | CT 1230, EPS 1230 |
| Polaris | Diesel .445 Litre (primary) | 1999 | GYZ32HL, YIX30L-BS, YB30L-B | CT 1230, EPS 1230 |
| Polaris | Ranger 6x6, 4x4, | 1999 | GYZ32HL, YIX30L-BS, YB30L-B | CT 1230, EPS 1230 |
| Polaris | Ranger 6x6, 4x4, | 1998 | GYZ32HL, YIX30L-BS, YB30L-B | CT 1230, EPS 1230 |
| QIANJIANG | | | | |
| Qianjiang | ATV100 | ALLYEARS | YTZ5S-BS, YTX4L-BS | CT 1204 |
| Qianjiang | ATV50 | ALLYEARS | YTZ5S-BS, YTX4L-BS | CT 1204 |
| STELS | | | | |
| STELS | ATV 600 Y Leopard | | YTX20HL-BS, YTX20L-BS | CT 12201, EPS 12201 |
| STELS | ATV 650 Y Leopard EFI | | YTX20HL-BS, YTX20L-BS | CT 12201, EPS 12201 |
| STELS | ATV 650 Y Leopard GT-EFI | | YTX20HL-BS, YTX20L-BS | CT 12201, EPS 12201 |
| STELS | ATV 650 Guepard ST | | YTX20HL-BS, YTX20L-BS | CT 12201, EPS 12201 |
| STELS | ATV 650 Guepard Trophy | | YTX20HL-BS, YTX20L-BS | CT 12201, EPS 12201 |
| STELS | ATV 650 Guepard Trophy EPS | | YTX20HL-BS, YTX20L-BS | CT 12201, EPS 12201 |
| STELS | ATV 800 Guepard ST | | YTX20HL-BS, YTX20L-BS | CT 12201, EPS 12201 |
| STELS | ATV 800 Guepard Touring | | YTX20HL-BS, YTX20L-BS | CT 12201, EPS 12201 |
| STELS | ATV 800 Guepard Touring EPS | | YTX20HL-BS, YTX20L-BS | CT 12201, EPS 12201 |
| STELS | ATV 800 Guepard Trophy | | YTX20HL-BS, YTX20L-BS | CT 12201, EPS 12201 |
| STELS | ATV 800 Guepard Trophy EPS | | YTX20HL-BS, YTX20L-BS | CT 12201, EPS 12201 |
| STELS | ATV 800 Guepard Trophy Pro | | YTX20HL-BS, YTX20L-BS | CT 12201, EPS 12201 |
| STELS | ATV 800 Guepard Trophy Pro EPS | | YTX20HL-BS, YTX20L-BS | CT 12201, EPS 12201 |
| SUZUKI | | | | |
| Suzuki | LT-A400F, F400F King Quad | 2020 | GYZ16H, YTX14H-BS, YTX14-BS | CT 1214, EPS 1214 |
| Suzuki | LT-A750X King Quad | 2020 | YTX20CH-BS | EPS 1218.1 |
| Suzuki | LT-A500X King Quad | 2020 | YTX20CH-BS | EPS 1218.1 |
| Suzuki | LT-Z90 QuadSport | 2020 | YTX7A-BS | CT 1207 |
| Suzuki | LT-A400F, F400F King Quad | 2019 | GYZ16H, YTX14H-BS, YTX14-BS | CT 1214, EPS 1214 |
| Suzuki | LT-A500X King Quad | 2019 | YTX20CH-BS | EPS 1218.1 |
| Suzuki | LT-A750X King Quad | 2019 | YTX20CH-BS | EPS 1218.1 |
| Suzuki | LT-Z90 QuadSport | 2019 | YTX7A-BS | CT 1207 |
| Suzuki | LT-Z50 QuadSport | 2019 | YTZ7S, YTX5L-BS | CT 1205, CT 1207.2 |
| Suzuki | LT-A400F, F400F King Quad | 2018 | GYZ16H, YTX14H-BS, YTX14-BS | CT 1214, EPS 1214 |
| Suzuki | LT-A500X King Quad | 2018 | YTX20CH-BS | EPS 1218.1 |
| Suzuki | LT-A750X King Quad | 2018 | YTX20CH-BS | EPS 1218.1 |
| Suzuki | LT-Z90 QuadSport | 2018 | YTX7A-BS | CT 1207 |
| Suzuki | LT-Z50 QuadSport | 2018 | YTZ7S, YTX5L-BS | CT 1205, CT 1207.2 |
| Suzuki | LT-A400F, F400F King Quad | 2017 | GYZ16H, YTX14H-BS, YTX14-BS | CT 1214, EPS 1214 |
| Suzuki | LT-A500X King Quad | 2017 | YTX20CH-BS | EPS 1218.1 |
| Suzuki | LT-A750X King Quad | 2017 | YTX20CH-BS | EPS 1218.1 |
| Suzuki | LT-Z90 QuadSport | 2017 | YTX7A-BS | CT 1207 |
| Suzuki | LT-Z50 QuadSport | 2017 | YTZ7S, YTX5L-BS | CT 1205, CT 1207.2 |
| Suzuki | LT-A400F, F400F King Quad | 2016 | GYZ16H, YTX14H-BS, YTX14-BS | CT 1214, EPS 1214 |
| Suzuki | LT-F250, Ozark | 2016 | YTX12-BS | CT 1212 |
| Suzuki | LT-A500X King Quad | 2016 | YTX20CH-BS | EPS 1218.1 |
| Suzuki | LT-A750X King Quad | 2016 | YTX20CH-BS | EPS 1218.1 |
| Suzuki | LT-Z90 QuadSport | 2016 | YTX7A-BS | CT 1207 |
| Suzuki | LT-Z400 QuadSport | 2016 | YTX9-BS | CT 1209 |
| Suzuki | LT-Z50 QuadSport | 2016 | YTZ7S, YTX5L-BS | CT 1205, CT 1207.2 |
| Suzuki | LT-A400F, F400F King Quad | 2015 | GYZ16H, YTX14H-BS, YTX14-BS | CT 1214, EPS 1214 |
| Suzuki | LT-F250, Ozark | 2015 | YTX12-BS | CT 1212 |
| Suzuki | LT-A500X King Quad | 2015 | YTX20CH-BS | EPS 1218.1 |
| Suzuki | LT-A750X King Quad | 2015 | YTX20CH-BS | EPS 1218.1 |
| Suzuki | LT-Z90 QuadSport | 2015 | YTX7A-BS | CT 1207 |
| Suzuki | LT-Z400 QuadSport | 2015 | YTX9-BS | CT 1209 |
| Suzuki | LT-Z50 QuadSport | 2015 | YTZ7S, YTX5L-BS | CT 1205, CT 1207.2 |

| МАРКА | МОДЕЛЬ КВАДРОЦИКЛА | ДАТА ВЫПУСКА | СООТВЕТСТВИЕ JIS-КОДУ | МОДЕЛЬ DELTA |
|--------|--------------------------------|--------------|-----------------------------|--------------------|
| Suzuki | LT-A400F, F400F King Quad | 2014 | GYZ16H, YTX14H-BS, YTX14-BS | CT 1214, EPS 1214 |
| Suzuki | LT-F250, Ozark | 2014 | YTX12-BS | CT 1212 |
| Suzuki | LT-A750X King Quad | 2014 | YTX20CH-BS | EPS 1218.1 |
| Suzuki | LT-A500X King Quad | 2014 | YTX20CH-BS | EPS 1218.1 |
| Suzuki | LT-Z90 QuadSport | 2014 | YTX7A-BS | CT 1207 |
| Suzuki | LT-Z400 QuadSport | 2014 | YTX9-BS | CT 1209 |
| Suzuki | LT-Z50 QuadSport | 2014 | YTZ7S, YTX5L-BS | CT 1205, CT 1207.2 |
| Suzuki | LT-A400F, F400F King Quad | 2013 | GYZ16H, YTX14H-BS, YTX14-BS | CT 1214, EPS 1214 |
| Suzuki | LT-F250, Ozark | 2013 | YTX12-BS | CT 1212 |
| Suzuki | LT-A750X King Quad | 2013 | YTX20CH-BS | EPS 1218.1 |
| Suzuki | LT-A500X King Quad | 2013 | YTX20CH-BS | EPS 1218.1 |
| Suzuki | LT-Z90 QuadSport | 2013 | YTX7A-BS | CT 1207 |
| Suzuki | LT-Z400 QuadSport | 2013 | YTX9-BS | CT 1209 |
| Suzuki | LT-Z50 QuadSport | 2013 | YTZ7S, YTX5L-BS | CT 1205, CT 1207.2 |
| Suzuki | LT-A400F, F400F King Quad | 2012 | GYZ16H, YTX14H-BS, YTX14-BS | CT 1214, EPS 1214 |
| Suzuki | LT-F250, Ozark | 2012 | YTX12-BS | CT 1212 |
| Suzuki | LT-A750X King Quad | 2012 | YTX20CH-BS | EPS 1218.1 |
| Suzuki | LT-A500X King Quad | 2012 | YTX20CH-BS | EPS 1218.1 |
| Suzuki | LT-Z90 QuadSport | 2012 | YTX7A-BS | CT 1207 |
| Suzuki | LT-Z400 QuadSport | 2012 | YTX9-BS | CT 1209 |
| Suzuki | LT-Z50 QuadSport | 2012 | YTZ7S, YTX5L-BS | CT 1205, CT 1207.2 |
| Suzuki | LT-A450 King Quad | 2011 | GYZ16H, YTX14H-BS, YTX14-BS | CT 1214, EPS 1214 |
| Suzuki | LT-A400F, F400F King Quad | 2011 | GYZ16H, YTX14H-BS, YTX14-BS | CT 1214, EPS 1214 |
| Suzuki | LT-F250, Ozark | 2011 | YTX12-BS | CT 1212 |
| Suzuki | LT-A500X King Quad | 2011 | YTX20CH-BS | EPS 1218.1 |
| Suzuki | LT-A750X King Quad | 2011 | YTX20CH-BS | EPS 1218.1 |
| Suzuki | LT-Z90 QuadSport | 2011 | YTX7A-BS | CT 1207 |
| Suzuki | LT-R450 QuadRacer | 2011 | YTX7A-BS | CT 1207 |
| Suzuki | LT-Z400 QuadSport | 2011 | YTX9-BS | CT 1209 |
| Suzuki | LT-Z250 QuadSport | 2011 | YTX9-BS | CT 1209 |
| Suzuki | LT-Z50 QuadSport | 2011 | YTZ7S, YTX5L-BS | CT 1205, CT 1207.2 |
| Suzuki | LT-A450 King Quad | 2010 | GYZ16H, YTX14H-BS, YTX14-BS | CT 1214, EPS 1214 |
| Suzuki | LT-A400F, F400F King Quad | 2010 | GYZ16H, YTX14H-BS, YTX14-BS | CT 1214, EPS 1214 |
| Suzuki | LT-F250, Ozark | 2010 | YTX12-BS | CT 1212 |
| Suzuki | LT-A750X King Quad | 2010 | YTX20CH-BS | EPS 1218.1 |
| Suzuki | LT-R450 QuadRacer | 2010 | YTX7A-BS | CT 1207 |
| Suzuki | LT-Z90 QuadSport | 2010 | YTX7A-BS | CT 1207 |
| Suzuki | LT-Z400 QuadSport | 2010 | YTX9-BS | CT 1209 |
| Suzuki | LT-Z250 QuadSport | 2010 | YTX9-BS | CT 1209 |
| Suzuki | LT-Z50 QuadSport | 2010 | YTZ7S, YTX5L-BS | CT 1205, CT 1207.2 |
| Suzuki | LT-A450 King Quad | 2009 | GYZ16H, YTX14H-BS, YTX14-BS | CT 1214, EPS 1214 |
| Suzuki | LT-F250, Ozark | 2009 | YTX12-BS | CT 1212 |
| Suzuki | LT-A750X King Quad | 2009 | YTX20CH-BS | EPS 1218.1 |
| Suzuki | LT-Z90 QuadSport | 2009 | YTX7A-BS | CT 1207 |
| Suzuki | LT-R450 QuadRacer | 2009 | YTX7A-BS | CT 1207 |
| Suzuki | LT-Z400 QuadSport | 2009 | YTX9-BS | CT 1209 |
| Suzuki | LT-Z250 QuadSport | 2009 | YTX9-BS | CT 1209 |
| Suzuki | LT-Z50 QuadSport | 2009 | YTZ7S, YTX5L-BS | CT 1205, CT 1207.2 |
| Suzuki | LT-A450 King Quad | 2008 | GYZ16H, YTX14H-BS, YTX14-BS | CT 1214, EPS 1214 |
| Suzuki | LT-F250, Ozark | 2008 | YTX12-BS | CT 1212 |
| Suzuki | LT-A750X King Quad | 2008 | YTX20CH-BS | EPS 1218.1 |
| Suzuki | LT-Z90 QuadSport | 2008 | YTX7A-BS | CT 1207 |
| Suzuki | LT-R450 QuadRacer | 2008 | YTX7A-BS | CT 1207 |
| Suzuki | LT-Z250 QuadSport | 2008 | YTX9-BS | CT 1209 |
| Suzuki | LT-Z400 QuadSport | 2008 | YTX9-BS | CT 1209 |
| Suzuki | LT-Z50 QuadSport | 2008 | YTZ7S, YTX5L-BS | CT 1205, CT 1207.2 |
| Suzuki | LT-F400 Eiger 2WD, F Eiger 4WD | 2007 | GYZ16H, YTX14H-BS, YTX14-BS | CT 1214, EPS 1214 |

| МАРКА | МОДЕЛЬ КВАДРОЦИКЛА | ДАТА ВЫПУСКА | СООТВЕТСТВИЕ JIS-КОДУ | МОДЕЛЬ DELTA |
|--------|--------------------------------|--------------|--------------------------------|---------------------|
| Suzuki | LT-A450 King Quad | 2007 | GYZ16H, YTX14H-BS, YTX14-BS | CT 1214, EPS 1214 |
| Suzuki | LT-A400 Eiger 2WD, F Eiger 4WD | 2007 | GYZ16H, YTX14H-BS, YTX14-BS | CT 1214, EPS 1214 |
| Suzuki | LT-F250, Ozark | 2007 | YTX12-BS | CT 1212 |
| Suzuki | LT-A750X King Quad | 2007 | YTX20CH-BS | EPS 1218.1 |
| Suzuki | LT-A500F Vinson 4WD | 2007 | YTX20CH-BS | EPS 1218.1 |
| Suzuki | LT-A700X King Quad | 2007 | YTX20CH-BS | EPS 1218.1 |
| Suzuki | LT-F500F Vinson Manual 4WD | 2007 | YTX20CH-BS | EPS 1218.1 |
| Suzuki | LT-R450 QuadRacer | 2007 | YTX7A-BS | CT 1207 |
| Suzuki | LT-Z90 QuadSport | 2007 | YTX7A-BS | CT 1207 |
| Suzuki | LT-Z250 QuadSport | 2007 | YTX9-BS | CT 1209 |
| Suzuki | LT-Z400 QuadSport | 2007 | YTX9-BS | CT 1209 |
| Suzuki | LT-Z50 QuadSport | 2007 | YTZ7S, YTX5L-BS | CT 1205, CT 1207.2 |
| Suzuki | LT-F400 Eiger 2WD, F Eiger 4WD | 2006 | GYZ16H, YTX14H-BS, YTX14-BS | CT 1214, EPS 1214 |
| Suzuki | LT-A400 Eiger 2WD, F Eiger 4WD | 2006 | GYZ16H, YTX14H-BS, YTX14-BS | CT 1214, EPS 1214 |
| Suzuki | LT-F250, Ozark | 2006 | YTX12-BS | CT 1212 |
| Suzuki | LT-F500F Vinson Manual 4WD | 2006 | YTX20CH-BS | EPS 1218.1 |
| Suzuki | LT-A500F Vinson 4WD | 2006 | YTX20CH-BS | EPS 1218.1 |
| Suzuki | LT-A700X King Quad | 2006 | YTX20CH-BS | EPS 1218.1 |
| Suzuki | LT-R450 QuadRacer | 2006 | YTX7A-BS | CT 1207 |
| Suzuki | LT-Z400 QuadSport | 2006 | YTX9-BS | CT 1209 |
| Suzuki | LT-Z250 QuadSport | 2006 | YTX9-BS | CT 1209 |
| Suzuki | LT-Z50 QuadSport | 2006 | YTZ7S, YTX5L-BS | CT 1205, CT 1207.2 |
| Suzuki | LT80 QuadSport 80 | 2006 | YTZ7S, YTX5L-BS | CT 1205, CT 1207.2 |
| Suzuki | LT-V700F Twin Peaks | 2005 | GYZ16H, YTX14H, YTX14-BS | CT 1211, CT 1212 |
| Suzuki | LT-A400 Eiger 2WD, F Eiger 4WD | 2005 | GYZ16H, YTX14H-BS, YTX14-BS | CT 1214, EPS 1214 |
| Suzuki | LT-F400 Eiger 2WD, F Eiger 4WD | 2005 | GYZ16H, YTX14H-BS, YTX14-BS | CT 1214, EPS 1214 |
| Suzuki | QUV620F | 2005 | GYZ20HL, YTX20HL-BS, YTX20L-BS | CT 12201, EPS 12201 |
| Suzuki | LT-F250, Ozark | 2005 | YTX12-BS | CT 1212 |
| Suzuki | LT-F500F Vinson Manual 4WD | 2005 | YTX20CH-BS | EPS 1218.1 |
| Suzuki | LT-A500F Vinson 4WD | 2005 | YTX20CH-BS | EPS 1218.1 |
| Suzuki | LT-A700X King Quad | 2005 | YTX20CH-BS | EPS 1218.1 |
| Suzuki | LT-Z250 QuadSport | 2005 | YTX9-BS | CT 1209 |
| Suzuki | LT-Z400 QuadSport | 2005 | YTX9-BS | CT 1209 |
| Suzuki | LT80 QuadSport 80 | 2005 | YTZ7S, YTX5L-BS | CT 1205, CT 1207.2 |
| Suzuki | LT-V700F Twin Peaks | 2004 | GYZ16H, YTX14H, YTX14-BS | CT 1211, CT 1212 |
| Suzuki | LT-A400 Eiger 2WD, F Eiger 4WD | 2004 | GYZ16H, YTX14H-BS, YTX14-BS | CT 1214, EPS 1214 |
| Suzuki | LT-F400 Eiger 2WD, F Eiger 4WD | 2004 | GYZ16H, YTX14H-BS, YTX14-BS | CT 1214, EPS 1214 |
| Suzuki | LT160 E QuadRunner | 2004 | YB9A-A | CT 1210 |
| Suzuki | LT-F250, Ozark | 2004 | YTX12-BS | CT 1212 |
| Suzuki | LT-A500F Vinson 4WD | 2004 | YTX20CH-BS | EPS 1218.1 |
| Suzuki | LT-F500F Vinson Manual 4WD | 2004 | YTX20CH-BS | EPS 1218.1 |
| Suzuki | LT-Z400 QuadSport | 2004 | YTX9-BS | CT 1209 |
| Suzuki | LT-Z250 QuadSport | 2004 | YTX9-BS | CT 1209 |
| Suzuki | LT80 QuadSport 80 | 2004 | YTZ7S, YTX5L-BS | CT 1205, CT 1207.2 |
| Suzuki | LT-A400 Eiger 2WD, F Eiger 4WD | 2003 | GYZ16H, YTX14H-BS, YTX14-BS | CT 1214, EPS 1214 |
| Suzuki | LT-F400 Eiger 2WD, F Eiger 4WD | 2003 | GYZ16H, YTX14H-BS, YTX14-BS | CT 1214, EPS 1214 |
| Suzuki | LT160 E QuadRunner | 2003 | YB9A-A | CT 1210 |
| Suzuki | LT-F250, Ozark | 2003 | YTX12-BS | CT 1212 |
| Suzuki | LT-A500F Vinson 4WD | 2003 | YTX20CH-BS, YTX16-BS | EPS 1218.1 |
| Suzuki | LT-F500F Vinson Manual 4WD | 2003 | YTX20CH-BS, YTX16-BS | EPS 1218.1 |
| Suzuki | LT-Z400 QuadSport | 2003 | YTX9-BS | CT 1209 |
| Suzuki | LT80 QuadSport 80 | 2003 | YTZ7S, YTX5L-BS | CT 1205, CT 1207.2 |
| Suzuki | LT-F400 Eiger 2WD, F Eiger 4WD | 2002 | GYZ16H, YTX14H-BS, YTX14-BS | CT 1214, EPS 1214 |
| Suzuki | LT-A400 Eiger 2WD, F Eiger 4WD | 2002 | GYZ16H, YTX14H-BS, YTX14-BS | CT 1214, EPS 1214 |
| Suzuki | LT-F250, Ozark | 2002 | YTX12-BS | CT 1212 |
| Suzuki | LT-A500F Vinson 4WD | 2002 | YTX20CH-BS, YTX16-BS | EPS 1218.1 |
| Suzuki | LT80 QuadSport 80 | 2002 | YTZ7S, YTX5L-BS | CT 1205, CT 1207.2 |

| МАРКА | МОДЕЛЬ КВАДРОЦИКЛА | ДАТА ВЫПУСКА | СООТВЕТСТВИЕ JIS-КОДУ | МОДЕЛЬ DELTA |
|---------------|----------------------|--------------|--------------------------------|---------------------|
| Suzuki | LT-F160 QuadRunner | 2001 | YB9A-A | CT 1210 |
| Suzuki | LT80 QuadSport 80 | 2001 | YTZ7S, YTX5L-BS | CT 1205, CT 1207.2 |
| Suzuki | LT-F160 QuadRunner | 2000 | YB9A-A | CT 1210 |
| Suzuki | LT80 QuadSport 80 | 2000 | YTZ7S, YTX5L-BS | CT 1205, CT 1207.2 |
| Suzuki | LT-F160 QuadRunner | 1999 | YB9A-A | CT 1210 |
| Suzuki | LT80 QuadSport 80 | 1999 | YTZ7S, YTX5L-BS | CT 1205, CT 1207.2 |
| Suzuki | LT-F160 QuadRunner | 1998 | YB9A-A | CT 1210 |
| Suzuki | LT80 QuadSport 80 | 1998 | YTZ7S, YTX5L-BS | CT 1205, CT 1207.2 |
| Suzuki | LT-F160 QuadRunner | 1997 | YB9A-A | CT 1210 |
| Suzuki | LT80 QuadSport 80 | 1997 | YTZ7S, YTX5L-BS | CT 1205, CT 1207.2 |
| Suzuki | LT-F160 QuadRunner | 1996 | YB9A-A | CT 1210 |
| Suzuki | LT80 QuadSport 80 | 1996 | YTZ7S, YTX5L-BS | CT 1205, CT 1207.2 |
| Suzuki | LT-F160 QuadRunner | 1995 | YB9A-A | CT 1210 |
| Suzuki | LT80 QuadSport 80 | 1995 | YTZ7S, YTX5L-BS | CT 1205, CT 1207.2 |
| Suzuki | LT160 E QuadRunner | 1994 | YB9A-A | CT 1210 |
| Suzuki | LT-F160 QuadRunner | 1994 | YB9A-A | CT 1210 |
| Suzuki | LT80 QuadSport 80 | 1994 | YTZ7S, YTX5L-BS | CT 1205, CT 1207.2 |
| Suzuki | LT160 E QuadRunner | 1993 | YB9A-A | CT 1210 |
| Suzuki | LT-F160 QuadRunner | 1993 | YB9A-A | CT 1210 |
| Suzuki | LT230E QuadRunner | 1993 | YTX12-BS | CT 1212 |
| Suzuki | LT80 QuadSport 80 | 1993 | YTZ7S, YTX5L-BS | CT 1205, CT 1207.2 |
| Suzuki | LT160 E QuadRunner | 1992 | YB9A-A | CT 1210 |
| Suzuki | LT-F160 QuadRunner | 1992 | YB9A-A | CT 1210 |
| Suzuki | LT230E QuadRunner | 1992 | YTX12-BS | CT 1212 |
| Suzuki | LT80 QuadSport 80 | 1992 | YTZ7S, YTX5L-BS | CT 1205, CT 1207.2 |
| Suzuki | LT-F160 QuadRunner | 1991 | YB9A-A | CT 1210 |
| Suzuki | LT160 E QuadRunner | 1991 | YB9A-A | CT 1210 |
| Suzuki | LT230E QuadRunner | 1991 | YTX12-BS | CT 1212 |
| Suzuki | LT80 QuadSport 80 | 1991 | YTZ7S, YTX5L-BS | CT 1205, CT 1207.2 |
| Suzuki | LT160 E QuadRunner | 1990 | YB9A-A | CT 1210 |
| Suzuki | LT230E QuadRunner | 1990 | YTX12-BS | CT 1212 |
| Suzuki | LT80 QuadSport 80 | 1990 | YTZ7S, YTX5L-BS | CT 1205, CT 1207.2 |
| Suzuki | LT160 E QuadRunner | 1989 | YB9A-A | CT 1210 |
| Suzuki | LT230E QuadRunner | 1989 | YTX12-BS | CT 1212 |
| Suzuki | LT80 QuadSport 80 | 1989 | YTZ7S, YTX5L-BS | CT 1205, CT 1207.2 |
| Suzuki | LT230E QuadRunner | 1988 | YTX12-BS | CT 1212 |
| Suzuki | LT80 QuadSport 80 | 1988 | YTZ7S, YTX5L-BS | CT 1205, CT 1207.2 |
| Suzuki | LT80 QuadSport 80 | 1987 | YTZ7S, YTX5L-BS | CT 1205, CT 1207.2 |
| YAMAHA | | | | |
| Yamaha | YFM700GD, GP Grizzly | 2020 | GYZ20HL, YTX20HL-BS, YTX20L-BS | CT 12201, EPS 12201 |
| Yamaha | Kodiak 700, EPS | 2020 | GYZ20HL, YTX20HL-BS, YTX20L-BS | CT 12201, EPS 12201 |
| Yamaha | YFM45KD, KP Kodiak | 2020 | GYZ20HL, YTX20HL-BS, YTX20L-BS | CT 12201, EPS 12201 |
| Yamaha | Raptor 700, R, R SE | 2020 | YT9B-BS | CT 1209.1 |
| Yamaha | YFZ450R | 2020 | YTZ7S | CT 1205, CT 1207.2 |
| Yamaha | YMF90 Grizzly | 2020 | YTZ7S, YTX5L-BS | CT 1205, CT 1207.2 |
| Yamaha | Kodiak 700, EPS | 2019 | GYZ20HL, YTX20HL-BS, YTX20L-BS | CT 12201, EPS 12201 |
| Yamaha | YFM700GD, GP Grizzly | 2019 | GYZ20HL, YTX20HL-BS, YTX20L-BS | CT 12201, EPS 12201 |
| Yamaha | YFM45KD, KP Kodiak | 2019 | GYZ20HL, YTX20HL-BS, YTX20L-BS | CT 12201, EPS 12201 |
| Yamaha | Raptor 700, R, R SE | 2019 | YT9B-BS | CT 1209.1 |
| Yamaha | YFZ50 | 2019 | YTZ7S, YTX5L-BS | CT 1205, CT 1207.2 |
| Yamaha | YFZ450R | 2019 | YTZ7S, YTX5L-BS | CT 1205, CT 1207.2 |
| Yamaha | YMF90 Grizzly | 2019 | YTZ7S, YTX5L-BS | CT 1205, CT 1207.2 |
| Yamaha | Kodiak 700, EPS | 2018 | GYZ20HL, YTX20HL-BS, YTX20L-BS | CT 12201, EPS 12201 |
| Yamaha | YFM45KD, KP Kodiak | 2018 | GYZ20HL, YTX20HL-BS, YTX20L-BS | CT 12201, EPS 12201 |
| Yamaha | YFM700GD, GP Grizzly | 2018 | GYZ20HL, YTX20HL-BS, YTX20L-BS | CT 12201, EPS 12201 |
| Yamaha | Raptor 700, R, R SE | 2018 | YT9B-BS | CT 1209.1 |
| Yamaha | YFZ450R | 2018 | YTZ7S, YTX5L-BS | CT 1205, CT 1207.2 |

| МАРКА | МОДЕЛЬ КВАДРОЦИКЛА | ДАТА ВЫПУСКА | СООТВЕТСТВИЕ JIS-КОДУ | МОДЕЛЬ DELTA |
|--------|------------------------------------|--------------|--------------------------------|---------------------|
| Yamaha | YFZ50 | 2018 | YTZ7S, YTX5L-BS | CT 1205, CT 1207.2 |
| Yamaha | YFM90R Raptor | 2018 | YTZ7S, YTX5L-BS | CT 1205, CT 1207.2 |
| Yamaha | YFM700GD, GP Grizzly | 2017 | GYZ20HL, YTX20HL-BS, YTX20L-BS | CT 12201, EPS 12201 |
| Yamaha | Kodiak 700, EPS | 2017 | GYZ20HL, YTX20HL-BS, YTX20L-BS | CT 12201, EPS 12201 |
| Yamaha | Raptor 700, R, R SE | 2017 | YT9B-BS | CT 1209.1 |
| Yamaha | YFM90R Raptor | 2017 | YTZ7S, YTX5L-BS | CT 1205, CT 1207.2 |
| Yamaha | YFZ50 | 2017 | YTZ7S, YTX5L-BS | CT 1205, CT 1207.2 |
| Yamaha | YFZ450 | 2017 | YTZ7S, YTX5L-BS | CT 1205, CT 1207.2 |
| Yamaha | YFZ450R | 2017 | YTZ7S, YTX5L-BS | CT 1205, CT 1207.2 |
| Yamaha | Kodiak 700, EPS | 2016 | GYZ20HL, YTX20HL-BS, YTX20L-BS | CT 12201, EPS 12201 |
| Yamaha | YFM700GD, GP Grizzly | 2016 | GYZ20HL, YTX20HL-BS, YTX20L-BS | CT 12201, EPS 12201 |
| Yamaha | Raptor 700, R, R SE | 2016 | YT9B-BS | CT 1209.1 |
| Yamaha | YFZ450R | 2016 | YTZ7S, YTX5L-BS | CT 1205, CT 1207.2 |
| Yamaha | YFM90R Raptor | 2016 | YTZ7S, YTX5L-BS | CT 1205, CT 1207.2 |
| Yamaha | YFM700DE, DH, PE, PFPH, PS Grizzly | 2015 | GYZ20HL, YTX20HL-BS, YTX20L-BS | CT 12201, EPS 12201 |
| Yamaha | Raptor 700, R, R SE | 2015 | YT9B-BS | CT 1209.1 |
| Yamaha | YFM90R Raptor | 2015 | YTZ7S, YTX5L-BS | CT 1205, CT 1207.2 |
| Yamaha | YFZ450R | 2015 | YTZ7S, YTX5L-BS | CT 1205, CT 1207.2 |
| Yamaha | YFM700DE, DH, PE, PFPH, PS Grizzly | 2014 | GYZ20HL, YTX20HL-BS, YTX20L-BS | CT 12201, EPS 12201 |
| Yamaha | YMF5FG, YFM550PE, DE, DH Grizzly | 2014 | GYZ20HL, YTX20HL-BS, YTX20L-BS | CT 12201, EPS 12201 |
| Yamaha | YFM45FG Grizzly | 2014 | GYZ20HL, YTX20HL-BS, YTX20L-BS | CT 12201, EPS 12201 |
| Yamaha | Raptor 700, R, R SE | 2014 | YT9B-BS | CT 1209.1 |
| Yamaha | YFZ450R | 2014 | YTZ7S, YTX5L-BS | CT 1205, CT 1207.2 |
| Yamaha | YFM90R Raptor | 2014 | YTZ7S, YTX5L-BS | CT 1205, CT 1207.2 |
| Yamaha | YFM45FG Grizzly | 2013 | GYZ20HL, YTX20HL-BS, YTX20L-BS | CT 12201, EPS 12201 |
| Yamaha | YFM7FG Grizzly | 2013 | GYZ20HL, YTX20HL-BS, YTX20L-BS | CT 12201, EPS 12201 |
| Yamaha | YMF5FG, YFM550PE, DE, DH Grizzly | 2013 | GYZ20HL, YTX20HL-BS, YTX20L-BS | CT 12201, EPS 12201 |
| Yamaha | YFZ450 | 2013 | YT7B-BS | CT 1208 |
| Yamaha | Raptor 700, R, R SE | 2013 | YT9B-BS | CT 1209.1 |
| Yamaha | Grizzly 300 Automatic | 2013 | YTX12-BS | CT 1212 |
| Yamaha | YFM35R Raptor | 2013 | YTZ10S | CT 1210.1 |
| Yamaha | YFM125R, Raptor | 2013 | YTZ7S, YTX5L-BS | CT 1205, CT 1207.2 |
| Yamaha | YFZ450R | 2013 | YTZ7S, YTX5L-BS | CT 1205, CT 1207.2 |
| Yamaha | YFM90R Raptor | 2013 | YTZ7S, YTX5L-BS | CT 1205, CT 1207.2 |
| Yamaha | YFM25R Raptor, R | 2013 | YTZ7S, YTX5L-BS | CT 1205, CT 1207.2 |
| Yamaha | YMF5FG, YFM550PE, DE, DH Grizzly | 2012 | GYZ20HL, YTX20HL-BS, YTX20L-BS | CT 12201, EPS 12201 |
| Yamaha | YFM40FB Big Bear | 2012 | GYZ20HL, YTX20HL-BS, YTX20L-BS | CT 12201, EPS 12201 |
| Yamaha | YFM7FG Grizzly | 2012 | GYZ20HL, YTX20HL-BS, YTX20L-BS | CT 12201, EPS 12201 |
| Yamaha | YFM45FG Grizzly | 2012 | GYZ20HL, YTX20HL-BS, YTX20L-BS | CT 12201, EPS 12201 |
| Yamaha | YFZ450 | 2012 | YT7B-BS | CT 1208 |
| Yamaha | Raptor 700, R, R SE | 2012 | YT9B-BS | CT 1209.1 |
| Yamaha | Grizzly 300 Automatic | 2012 | YTX12-BS | CT 1212 |
| Yamaha | YFM35R Raptor | 2012 | YTZ10S | CT 1210.1 |
| Yamaha | YFM125R, Raptor | 2012 | YTZ7S, YTX5L-BS | CT 1205, CT 1207.2 |
| Yamaha | YFM25R Raptor, R | 2012 | YTZ7S, YTX5L-BS | CT 1205, CT 1207.2 |
| Yamaha | YFM90R Raptor | 2012 | YTZ7S, YTX5L-BS | CT 1205, CT 1207.2 |
| Yamaha | YFZ450R | 2012 | YTZ7S, YTX5L-BS | CT 1205, CT 1207.2 |
| Yamaha | YFM45FG Grizzly | 2011 | GYZ20HL, YTX20HL-BS, YTX20L-BS | CT 12201, EPS 12201 |
| Yamaha | YFM40FB Big Bear | 2011 | GYZ20HL, YTX20HL-BS, YTX20L-BS | CT 12201, EPS 12201 |
| Yamaha | YFM7FG Grizzly | 2011 | GYZ20HL, YTX20HL-BS, YTX20L-BS | CT 12201, EPS 12201 |
| Yamaha | YMF5FG, YFM550PE, DE, DH Grizzly | 2011 | GYZ20HL, YTX20HL-BS, YTX20L-BS | CT 12201, EPS 12201 |
| Yamaha | YFZ450 | 2011 | YT7B-BS | CT 1208 |
| Yamaha | Raptor 700, R, R SE | 2011 | YT9B-BS | CT 1209.1 |
| Yamaha | YFM35R Raptor | 2011 | YTZ10S | CT 1210.1 |
| Yamaha | YFZ450R | 2011 | YTZ7S, YTX5L-BS | CT 1205, CT 1207.2 |
| Yamaha | YFM25R Raptor, R | 2011 | YTZ7S, YTX5L-BS | CT 1205, CT 1207.2 |
| Yamaha | YFZ450X | 2011 | YTZ7S, YTX5L-BS | CT 1205, CT 1207.2 |

| МАРКА | МОДЕЛЬ КВАДРОЦИКЛА | ДАТА ВЫПУСКА | СООТВЕТСТВИЕ JIS-КОДУ | МОДЕЛЬ DELTA |
|--------|-------------------------------------|--------------|--------------------------------|---------------------|
| Yamaha | YFM90R Raptor | 2011 | YTZ7S, YTX5L-BS | CT 1205, CT 1207.2 |
| Yamaha | YFM125R, Raptor | 2011 | YTZ7S, YTX5L-BS | CT 1205, CT 1207.2 |
| Yamaha | YFM7FG Grizzly | 2010 | GYZ20HL, YTX20HL-BS, YTX20L-BS | CT 12201, EPS 12201 |
| Yamaha | YFM45FG Grizzly | 2010 | GYZ20HL, YTX20HL-BS, YTX20L-BS | CT 12201, EPS 12201 |
| Yamaha | YFM40FB Big Bear | 2010 | GYZ20HL, YTX20HL-BS, YTX20L-BS | CT 12201, EPS 12201 |
| Yamaha | YFM45FX Wolverine | 2010 | GYZ20HL, YTX20HL-BS, YTX20L-BS | CT 12201, EPS 12201 |
| Yamaha | YMF5FG, YFM550PE, DE, DH Grizzly | 2010 | GYZ20HL, YTX20HL-BS, YTX20L-BS | CT 12201, EPS 12201 |
| Yamaha | YFZ450 | 2010 | YT7B-BS | CT 1208 |
| Yamaha | Raptor 700, R, R SE | 2010 | YT9B-BS | CT 1209.1 |
| Yamaha | YFM35R Raptor | 2010 | YTZ10S | CT 1210.1 |
| Yamaha | YFM90R Raptor | 2010 | YTZ7S, YTX5L-BS | CT 1205, CT 1207.2 |
| Yamaha | YFM25R Raptor, R | 2010 | YTZ7S, YTX5L-BS | CT 1205, CT 1207.2 |
| Yamaha | YFZ450X | 2010 | YTZ7S, YTX5L-BS | CT 1205, CT 1207.2 |
| Yamaha | YFZ450R | 2010 | YTZ7S, YTX5L-BS | CT 1205, CT 1207.2 |
| Yamaha | YFM45FX Wolverine | 2009 | GYZ20HL, YTX20HL-BS, YTX20L-BS | CT 12201, EPS 12201 |
| Yamaha | YMF5FG, YFM550PE, DE, DH Grizzly | 2009 | GYZ20HL, YTX20HL-BS, YTX20L-BS | CT 12201, EPS 12201 |
| Yamaha | YFM40FB Big Bear | 2009 | GYZ20HL, YTX20HL-BS, YTX20L-BS | CT 12201, EPS 12201 |
| Yamaha | YFM7FG Grizzly | 2009 | GYZ20HL, YTX20HL-BS, YTX20L-BS | CT 12201, EPS 12201 |
| Yamaha | YFM45FG Grizzly | 2009 | GYZ20HL, YTX20HL-BS, YTX20L-BS | CT 12201, EPS 12201 |
| Yamaha | YFZ450 | 2009 | YT7B-BS | CT 1208 |
| Yamaha | Raptor 700, R, R SE | 2009 | YT9B-BS | CT 1209.1 |
| Yamaha | YFM35R Raptor | 2009 | YTZ10S | CT 1210.1 |
| Yamaha | YFZ450R | 2009 | YTZ7S, YTX5L-BS | CT 1205, CT 1207.2 |
| Yamaha | YFM90R Raptor | 2009 | YTZ7S, YTX5L-BS | CT 1205, CT 1207.2 |
| Yamaha | YFM25R Raptor, R | 2009 | YTZ7S, YTX5L-BS | CT 1205, CT 1207.2 |
| Yamaha | YFM40FB Big Bear | 2008 | GYZ20HL, YTX20HL-BS, YTX20L-BS | CT 12201, EPS 12201 |
| Yamaha | YFM45FG Grizzly | 2008 | GYZ20HL, YTX20HL-BS, YTX20L-BS | CT 12201, EPS 12201 |
| Yamaha | YFM45FX Wolverine | 2008 | GYZ20HL, YTX20HL-BS, YTX20L-BS | CT 12201, EPS 12201 |
| Yamaha | YFM66FA, FG Grizzly | 2008 | GYZ20HL, YTX20HL-BS, YTX20L-BS | CT 12201, EPS 12201 |
| Yamaha | YFM7FG Grizzly | 2008 | GYZ20HL, YTX20HL-BS, YTX20L-BS | CT 12201, EPS 12201 |
| Yamaha | YFM660FP, FR, FH, FL Grizzly | 2008 | GYZ20HL, YTX20HL-BS, YTX20L-BS | CT 12201, EPS 12201 |
| Yamaha | YFZ450X | 2008 | YT7B-BS | CT 1208 |
| Yamaha | YFZ450 | 2008 | YT7B-BS | CT 1208 |
| Yamaha | Raptor 700, R, R SE | 2008 | YT9B-BS | CT 1209.1 |
| Yamaha | YFM35R Raptor | 2008 | YTZ10S | CT 1210.1 |
| Yamaha | YFM25R Raptor, R | 2008 | YTZ7S, YTX5L-BS | CT 1205, CT 1207.2 |
| Yamaha | YFM40FB Big Bear | 2007 | GYZ20HL, YTX20HL-BS, YTX20L-BS | CT 12201, EPS 12201 |
| Yamaha | YFM660FP, FR, FH, FL Grizzly | 2007 | GYZ20HL, YTX20HL-BS, YTX20L-BS | CT 12201, EPS 12201 |
| Yamaha | YFM45FX Wolverine | 2007 | GYZ20HL, YTX20HL-BS, YTX20L-BS | CT 12201, EPS 12201 |
| Yamaha | YFM66FA, FG Grizzly | 2007 | GYZ20HL, YTX20HL-BS, YTX20L-BS | CT 12201, EPS 12201 |
| Yamaha | YFM7FG Grizzly | 2007 | GYZ20HL, YTX20HL-BS, YTX20L-BS | CT 12201, EPS 12201 |
| Yamaha | YFM45FG Grizzly | 2007 | GYZ20HL, YTX20HL-BS, YTX20L-BS | CT 12201, EPS 12201 |
| Yamaha | YFZ450 | 2007 | YT7B-BS | CT 1208 |
| Yamaha | Raptor 700, R, R SE | 2007 | YT9B-BS | CT 1209.1 |
| Yamaha | YFM35R Raptor | 2007 | YTZ10S | CT 1210.1 |
| Yamaha | YFM45FX Wolverine | 2006 | GYZ20HL, YTX20HL-BS, YTX20L-BS | CT 12201, EPS 12201 |
| Yamaha | YFM660FP, FR, FH, FL Grizzly | 2006 | GYZ20HL, YTX20HL-BS, YTX20L-BS | CT 12201, EPS 12201 |
| Yamaha | YFM66FA, FG Grizzly | 2006 | GYZ20HL, YTX20HL-BS, YTX20L-BS | CT 12201, EPS 12201 |
| Yamaha | YFM40FB Big Bear | 2006 | GYZ20HL, YTX20HL-BS, YTX20L-BS | CT 12201, EPS 12201 |
| Yamaha | YFM450FA, YFM45FA Kodiak | 2006 | GYZ20HL, YTX20HL-BS, YTX20L-BS | CT 12201, EPS 12201 |
| Yamaha | YFZ450 | 2006 | YT7B-BS | CT 1208 |
| Yamaha | Raptor 700, R, R SE | 2006 | YT9B-BS | CT 1209.1 |
| Yamaha | YFM35R Raptor | 2006 | YTZ10S | CT 1210.1 |
| Yamaha | YFM660RN, RT, RP, RR, RL, RS Raptor | 2005 | GYZ16H, YTX14H-BS, YTX14-BS | CT 1214, EPS 1214 |
| Yamaha | YFM66FA, FG Grizzly | 2005 | GYZ20HL, YTX20HL-BS, YTX20L-BS | CT 12201, EPS 12201 |
| Yamaha | YFM450FA, YFM45FA Kodiak | 2005 | GYZ20HL, YTX20HL-BS, YTX20L-BS | CT 12201, EPS 12201 |
| Yamaha | YFM660FP, FR, FH, FL Grizzly | 2005 | GYZ20HL, YTX20HL-BS, YTX20L-BS | CT 12201, EPS 12201 |

| МАРКА | МОДЕЛЬ КВАДРОЦИКЛА | ДАТА ВЫПУСКА | СООТВЕТСТВИЕ JIS-КОДУ | МОДЕЛЬ DELTA |
|------------------|-------------------------------------|--------------|---------------------------------------|---------------------|
| Yamaha | YFM40FB Big Bear | 2005 | GYZ20HL, YTX20HL-BS, YTX20L-BS | CT 12201, EPS 12201 |
| Yamaha | YFZ450 | 2005 | YT7B-BS | CT 1208 |
| Yamaha | YFM35R Raptor | 2005 | YTZ10S | CT 1210.1 |
| Yamaha | YFM660RN, RT, RP, RR, RL, RS Raptor | 2004 | GYZ16H, YTX14H-BS, YTX14-BS | CT 1214, EPS 1214 |
| Yamaha | YFM450FA, YFM45FA Kodiak | 2004 | GYZ20HL, YTX20HL-BS, YTX20L-BS | CT 12201, EPS 12201 |
| Yamaha | YFM660FP, FR, FH, FL Grizzly | 2004 | GYZ20HL, YTX20HL-BS, YTX20L-BS | CT 12201, EPS 12201 |
| Yamaha | YFM40FB Big Bear | 2004 | GYZ20HL, YTX20HL-BS, YTX20L-BS | CT 12201, EPS 12201 |
| Yamaha | YFZ450 | 2004 | YT7B-BS | CT 1208 |
| Yamaha | YFM35R Raptor | 2004 | YTZ10S | CT 1210.1 |
| Yamaha | YFM660RN, RT, RP, RR, RL, RS Raptor | 2003 | GYZ16H, YTX14H-BS, YTX14-BS | CT 1214, EPS 1214 |
| Yamaha | YFM660FP, FR, FH, FL Grizzly | 2003 | GYZ20HL, YTX20HL-BS, YTX20L-BS | CT 12201, EPS 12201 |
| Yamaha | YFM40FB Big Bear | 2003 | GYZ20HL, YTX20HL-BS, YTX20L-BS | CT 12201, EPS 12201 |
| Yamaha | YFM450FA, YFM45FA Kodiak | 2003 | GYZ20HL, YTX20HL-BS, YTX20L-BS | CT 12201, EPS 12201 |
| Yamaha | YFM40FWN Big Bear | 2003 | GYZ20HL, YTX20HL-BS, YTX20L-BS | CT 12201, EPS 12201 |
| Yamaha | YFM660RN, RT, RP, RR, RL, RS Raptor | 2002 | GYZ16H, YTX14H-BS, YTX14-BS | CT 1214, EPS 1214 |
| Yamaha | YFM40FW Kodiak/Automatic | 2002 | GYZ20HL, YTX20HL-BS, YTX20L-BS | CT 12201, EPS 12201 |
| Yamaha | YFM40FB Big Bear | 2002 | GYZ20HL, YTX20HL-BS, YTX20L-BS | CT 12201, EPS 12201 |
| Yamaha | YFM660FP, FR, FH, FL Grizzly | 2002 | GYZ20HL, YTX20HL-BS, YTX20L-BS | CT 12201, EPS 12201 |
| Yamaha | YFM40FWN Big Bear | 2002 | GYZ20HL, YTX20HL-BS, YTX20L-BS | CT 12201, EPS 12201 |
| Yamaha | YFM660RN, RT, RP, RR, RL, RS Raptor | 2001 | GYZ16H, YTX14H-BS, YTX14-BS | CT 1214, EPS 1214 |
| Yamaha | YFM40FWN Big Bear | 2001 | GYZ20HL, YTX20HL-BS, YTX20L-BS | CT 12201, EPS 12201 |
| Yamaha | YFM600FW, FH Grizzly | 2001 | GYZ20HL, YTX20HL-BS, YTX20L-BS | CT 12201, EPS 12201 |
| Yamaha | YFM40FW Kodiak/Automatic | 2001 | GYZ20HL, YTX20HL-BS, YTX20L-BS | CT 12201, EPS 12201 |
| Yamaha | YFV600FW Grizzly | 2001 | GYZ20HL, YTX20HL-BS, YTX20L-BS | CT 12201, EPS 12201 |
| Yamaha | YFM40FB Big Bear | 2001 | GYZ20HL, YTX20HL-BS, YTX20L-BS | CT 12201, EPS 12201 |
| Yamaha | YFM40FW Kodiak/Automatic | 2000 | GYZ20HL, YTX20HL-BS, YTX20L-BS | CT 12201, EPS 12201 |
| Yamaha | YFM40FWN Big Bear | 2000 | GYZ20HL, YTX20HL-BS, YTX20L-BS | CT 12201, EPS 12201 |
| Yamaha | YFM600FW, FH Grizzly | 2000 | GYZ20HL, YTX20HL-BS, YTX20L-BS | CT 12201, EPS 12201 |
| Yamaha | YFV600FW Grizzly | 2000 | GYZ20HL, YTX20HL-BS, YTX20L-BS | CT 12201, EPS 12201 |
| Yamaha | YFM40FB Big Bear | 2000 | GYZ20HL, YTX20HL-BS, YTX20L-BS | CT 12201, EPS 12201 |
| Yamaha | YFM600FW, FH Grizzly | 1999 | GYZ20HL, YTX20HL-BS, YTX20L-BS | CT 12201, EPS 12201 |
| Yamaha | YFV600FW Grizzly | 1999 | GYZ20HL, YTX20HL-BS, YTX20L-BS | CT 12201, EPS 12201 |
| Yamaha | YFM40FW Kodiak/Automatic | 1999 | GYZ20HL, YTX20HL-BS, YTX20L-BS | CT 12201, EPS 12201 |
| Yamaha | YFM40FW Kodiak/Automatic | 1998 | GYZ20HL, YTX20HL-BS, YTX20L-BS | CT 12201, EPS 12201 |
| Yamaha | YFM600FW, FH Grizzly | 1998 | GYZ20HL, YTX20HL-BS, YTX20L-BS | CT 12201, EPS 12201 |
| Yamaha | YFV600FW Grizzly | 1998 | GYZ20HL, YTX20HL-BS, YTX20L-BS | CT 12201, EPS 12201 |
| Yamaha | YFM40FW Kodiak/Automatic | 1997 | GYZ20HL, YTX20HL-BS, YTX20L-BS | CT 12201, EPS 12201 |
| Yamaha | YFM40FW Kodiak/Automatic | 1996 | GYZ20HL, YTX20HL-BS, YTX20L-BS | CT 12201, EPS 12201 |
| РУССКАЯ МЕХАНИКА | | | | |
| Русская механика | PM 500-2 | | YTX24HL-BS, Y50-N18L-A-CX, Y50-N18L-A | CT 1220, EPS 1220 |
| Русская механика | Рысь 500 | | YTX24HL-BS, Y50-N18L-A-CX, Y50-N18L-A | CT 1220, EPS 1220 |
| Русская механика | PM 500 | | YTX24HL-BS, Y50-N18L-A-CX, Y50-N18L-A | CT 1220, EPS 1220 |
| Русская механика | PM 650-2 | | YTX24HL-BS, Y50-N18L-A-CX, Y50-N18L-A | CT 1220, EPS 1220 |
| Русская механика | PM 650 | | YTX24HL-BS, Y50-N18L-A-CX, Y50-N18L-A | CT 1220, EPS 1220 |
| Русская механика | PM 650 6X4 | | YTX24HL-BS, Y50-N18L-A-CX, Y50-N18L-A | CT 1220, EPS 1220 |

СНЕГОХОДЫ

| МАРКА | МОДЕЛЬ СНЕГОХОДА | ДАТА ВЫПУСКА | СООТВЕТВИЕ JIS-КОДУ | МОДЕЛЬ DELTA |
|-------------------|----------------------------|--------------|-----------------------------|-------------------|
| ARCTIC CAT | | | | |
| Arctic Cat | ZR 6000 | 2020 | GYZ20H, YTX20H-BS, YTX20-BS | CT 1218, EPS 1218 |
| Arctic Cat | Riot 8000 | 2020 | GYZ20H, YTX20H-BS, YTX20-BS | CT 1218, EPS 1218 |
| Arctic Cat | Riot 6000 | 2020 | GYZ20H, YTX20H-BS, YTX20-BS | CT 1218, EPS 1218 |
| Arctic Cat | ZR 8000 | 2020 | GYZ20H, YTX20H-BS, YTX20-BS | CT 1218, EPS 1218 |
| Arctic Cat | Lynx 2000 | 2020 | GYZ20H, YTX20H-BS, YTX20-BS | CT 1218, EPS 1218 |
| Arctic Cat | ZR 7000, ZR 9000 | 2020 | GYZ20H, YTX20H-BS, YTX20-BS | CT 1218, EPS 1218 |
| Arctic Cat | Bearcat 2000 | 2020 | GYZ20H, YTX20H-BS, YTX20-BS | CT 1218, EPS 1218 |
| Arctic Cat | Pantera 7000 | 2019 | GYZ20H, YTX20H-BS, YTX20-BS | CT 1218, EPS 1218 |
| Arctic Cat | Norseman 6000 | 2019 | GYZ20H, YTX20H-BS, YTX20-BS | CT 1218, EPS 1218 |
| Arctic Cat | M 7000 | 2019 | GYZ20H, YTX20H-BS, YTX20-BS | CT 1218, EPS 1218 |
| Arctic Cat | Norseman 8000 | 2019 | GYZ20H, YTX20H-BS, YTX20-BS | CT 1218, EPS 1218 |
| Arctic Cat | M 6000 | 2019 | GYZ20H, YTX20H-BS, YTX20-BS | CT 1218, EPS 1218 |
| Arctic Cat | ZR 8000 | 2019 | GYZ20H, YTX20H-BS, YTX20-BS | CT 1218, EPS 1218 |
| Arctic Cat | ZR 3000, Norseman 3000 | 2019 | GYZ20H, YTX20H-BS, YTX20-BS | CT 1218, EPS 1218 |
| Arctic Cat | Bearcat 3000, Pantera 3000 | 2019 | GYZ20H, YTX20H-BS, YTX20-BS | CT 1218, EPS 1218 |
| Arctic Cat | Lynx 2000 | 2019 | GYZ20H, YTX20H-BS, YTX20-BS | CT 1218, EPS 1218 |
| Arctic Cat | ZR 6000 | 2019 | GYZ20H, YTX20H-BS, YTX20-BS | CT 1218, EPS 1218 |
| Arctic Cat | XF 7000, 8000, 9000 | 2019 | GYZ20H, YTX20H-BS, YTX20-BS | CT 1218, EPS 1218 |
| Arctic Cat | M 8000, 9000 | 2019 | GYZ20H, YTX20H-BS, YTX20-BS | CT 1218, EPS 1218 |
| Arctic Cat | Bearcat 7000 | 2019 | GYZ20H, YTX20H-BS, YTX20-BS | CT 1218, EPS 1218 |
| Arctic Cat | ZR 7000, ZR 9000 | 2019 | GYZ20H, YTX20H-BS, YTX20-BS | CT 1218, EPS 1218 |
| Arctic Cat | Bearcat 2000 | 2019 | GYZ20H, YTX20H-BS, YTX20-BS | CT 1218, EPS 1218 |
| Arctic Cat | ZR 200 | 2019 | YTX7L-BS | CT 1207.1 |
| Arctic Cat | Norseman 6000 | 2018 | GYZ20H, YTX20H-BS, YTX20-BS | CT 1218, EPS 1218 |
| Arctic Cat | ZR 8000 | 2018 | GYZ20H, YTX20H-BS, YTX20-BS | CT 1218, EPS 1218 |
| Arctic Cat | M 7000 | 2018 | GYZ20H, YTX20H-BS, YTX20-BS | CT 1218, EPS 1218 |
| Arctic Cat | Bearcat 2000 | 2018 | GYZ20H, YTX20H-BS, YTX20-BS | CT 1218, EPS 1218 |
| Arctic Cat | ZR 3000 | 2018 | GYZ20H, YTX20H-BS, YTX20-BS | CT 1218, EPS 1218 |
| Arctic Cat | Bearcat 7000 | 2018 | GYZ20H, YTX20H-BS, YTX20-BS | CT 1218, EPS 1218 |
| Arctic Cat | Pantera 7000 | 2018 | GYZ20H, YTX20H-BS, YTX20-BS | CT 1218, EPS 1218 |
| Arctic Cat | ZR 7000, ZR 9000 | 2018 | GYZ20H, YTX20H-BS, YTX20-BS | CT 1218, EPS 1218 |
| Arctic Cat | M 6000 | 2018 | GYZ20H, YTX20H-BS, YTX20-BS | CT 1218, EPS 1218 |
| Arctic Cat | XF 7000, 8000, 9000 | 2018 | GYZ20H, YTX20H-BS, YTX20-BS | CT 1218, EPS 1218 |

| МАРКА | МОДЕЛЬ СНЕГОХОДА | ДАТА ВЫПУСКА | СООТВЕТСТВИЕ JIS-КОДУ | МОДЕЛЬ DELTA |
|------------|----------------------------|--------------|-----------------------------|-------------------|
| Arctic Cat | Bearcat 3000, Pantera 3000 | 2018 | GYZ20H, YTX20H-BS, YTX20-BS | CT 1218, EPS 1218 |
| Arctic Cat | ZR 6000 | 2018 | GYZ20H, YTX20H-BS, YTX20-BS | CT 1218, EPS 1218 |
| Arctic Cat | XF 6000 | 2018 | GYZ20H, YTX20H-BS, YTX20-BS | CT 1218, EPS 1218 |
| Arctic Cat | M 8000, 9000 | 2018 | GYZ20H, YTX20H-BS, YTX20-BS | CT 1218, EPS 1218 |
| Arctic Cat | ZR 3000, Norseman 3000 | 2018 | GYZ20H, YTX20H-BS, YTX20-BS | CT 1218, EPS 1218 |
| Arctic Cat | Lynx 2000 | 2018 | GYZ20H, YTX20H-BS, YTX20-BS | CT 1218, EPS 1218 |
| Arctic Cat | ZR 200 | 2018 | YTX7L-BS | CT 1207.1 |
| Arctic Cat | ZR 6000 | 2017 | GYZ20H, YTX20H-BS, YTX20-BS | CT 1218, EPS 1218 |
| Arctic Cat | Bearcat 7000 | 2017 | GYZ20H, YTX20H-BS, YTX20-BS | CT 1218, EPS 1218 |
| Arctic Cat | M 7000 | 2017 | GYZ20H, YTX20H-BS, YTX20-BS | CT 1218, EPS 1218 |
| Arctic Cat | Lynx 2000 | 2017 | GYZ20H, YTX20H-BS, YTX20-BS | CT 1218, EPS 1218 |
| Arctic Cat | ZR 3000, Norseman 3000 | 2017 | GYZ20H, YTX20H-BS, YTX20-BS | CT 1218, EPS 1218 |
| Arctic Cat | XF 6000 | 2017 | GYZ20H, YTX20H-BS, YTX20-BS | CT 1218, EPS 1218 |
| Arctic Cat | XF1100, T1100, ZR 5000 | 2017 | GYZ20H, YTX20H-BS, YTX20-BS | CT 1218, EPS 1218 |
| Arctic Cat | Bearcat 5000 | 2017 | GYZ20H, YTX20H-BS, YTX20-BS | CT 1218, EPS 1218 |
| Arctic Cat | Bearcat 2000 | 2017 | GYZ20H, YTX20H-BS, YTX20-BS | CT 1218, EPS 1218 |
| Arctic Cat | M 8000, 9000 | 2017 | GYZ20H, YTX20H-BS, YTX20-BS | CT 1218, EPS 1218 |
| Arctic Cat | M 6000 | 2017 | GYZ20H, YTX20H-BS, YTX20-BS | CT 1218, EPS 1218 |
| Arctic Cat | ZR 7000, ZR 9000 | 2017 | GYZ20H, YTX20H-BS, YTX20-BS | CT 1218, EPS 1218 |
| Arctic Cat | XF 7000, 8000, 9000 | 2017 | GYZ20H, YTX20H-BS, YTX20-BS | CT 1218, EPS 1218 |
| Arctic Cat | ZR 3000 | 2017 | GYZ20H, YTX20H-BS, YTX20-BS | CT 1218, EPS 1218 |
| Arctic Cat | Bearcat 3000, Pantera 3000 | 2017 | GYZ20H, YTX20H-BS, YTX20-BS | CT 1218, EPS 1218 |
| Arctic Cat | ZR 8000 | 2017 | GYZ20H, YTX20H-BS, YTX20-BS | CT 1218, EPS 1218 |
| Arctic Cat | Pantera 7000 | 2017 | GYZ20H, YTX20H-BS, YTX20-BS | CT 1218, EPS 1218 |
| Arctic Cat | ZR 7000, ZR 9000 | 2016 | GYZ20H, YTX20H-BS, YTX20-BS | CT 1218, EPS 1218 |
| Arctic Cat | M 7000 | 2016 | GYZ20H, YTX20H-BS, YTX20-BS | CT 1218, EPS 1218 |
| Arctic Cat | XF1100, T1100, ZR 5000 | 2016 | GYZ20H, YTX20H-BS, YTX20-BS | CT 1218, EPS 1218 |
| Arctic Cat | XF 7000, 8000, 9000 | 2016 | GYZ20H, YTX20H-BS, YTX20-BS | CT 1218, EPS 1218 |
| Arctic Cat | ZR 6000 | 2016 | GYZ20H, YTX20H-BS, YTX20-BS | CT 1218, EPS 1218 |
| Arctic Cat | Bearcat 3000, Pantera 3000 | 2016 | GYZ20H, YTX20H-BS, YTX20-BS | CT 1218, EPS 1218 |
| Arctic Cat | Bearcat 5000 | 2016 | GYZ20H, YTX20H-BS, YTX20-BS | CT 1218, EPS 1218 |
| Arctic Cat | Bearcat 7000 | 2016 | GYZ20H, YTX20H-BS, YTX20-BS | CT 1218, EPS 1218 |
| Arctic Cat | M 8000, 9000 | 2016 | GYZ20H, YTX20H-BS, YTX20-BS | CT 1218, EPS 1218 |
| Arctic Cat | ZR 8000 | 2016 | GYZ20H, YTX20H-BS, YTX20-BS | CT 1218, EPS 1218 |
| Arctic Cat | Lynx 2000 | 2016 | GYZ20H, YTX20H-BS, YTX20-BS | CT 1218, EPS 1218 |
| Arctic Cat | Pantera 7000 | 2016 | GYZ20H, YTX20H-BS, YTX20-BS | CT 1218, EPS 1218 |
| Arctic Cat | M 6000 | 2016 | GYZ20H, YTX20H-BS, YTX20-BS | CT 1218, EPS 1218 |
| Arctic Cat | ZR 6000 | 2015 | GYZ20H, YTX20H-BS, YTX20-BS | CT 1218, EPS 1218 |
| Arctic Cat | ZR 8000 | 2015 | GYZ20H, YTX20H-BS, YTX20-BS | CT 1218, EPS 1218 |
| Arctic Cat | Lynx 2000 | 2015 | GYZ20H, YTX20H-BS, YTX20-BS | CT 1218, EPS 1218 |
| Arctic Cat | Bearcat 7000 | 2015 | GYZ20H, YTX20H-BS, YTX20-BS | CT 1218, EPS 1218 |
| Arctic Cat | M 6000 | 2015 | GYZ20H, YTX20H-BS, YTX20-BS | CT 1218, EPS 1218 |
| Arctic Cat | XF1100, T1100, ZR 5000 | 2015 | GYZ20H, YTX20H-BS, YTX20-BS | CT 1218, EPS 1218 |
| Arctic Cat | Bearcat 5000 | 2015 | GYZ20H, YTX20H-BS, YTX20-BS | CT 1218, EPS 1218 |
| Arctic Cat | M 8000, 9000 | 2015 | GYZ20H, YTX20H-BS, YTX20-BS | CT 1218, EPS 1218 |
| Arctic Cat | M 7000 | 2015 | GYZ20H, YTX20H-BS, YTX20-BS | CT 1218, EPS 1218 |
| Arctic Cat | Pantera 7000 | 2015 | GYZ20H, YTX20H-BS, YTX20-BS | CT 1218, EPS 1218 |
| Arctic Cat | ZR 7000, ZR 9000 | 2015 | GYZ20H, YTX20H-BS, YTX20-BS | CT 1218, EPS 1218 |
| Arctic Cat | XF 7000, 8000, 9000 | 2015 | GYZ20H, YTX20H-BS, YTX20-BS | CT 1218, EPS 1218 |
| Arctic Cat | M 8000, 9000 | 2014 | GYZ20H, YTX20H-BS, YTX20-BS | CT 1218, EPS 1218 |
| Arctic Cat | ZR 7000, ZR 9000 | 2014 | GYZ20H, YTX20H-BS, YTX20-BS | CT 1218, EPS 1218 |
| Arctic Cat | ZR 8000 | 2014 | GYZ20H, YTX20H-BS, YTX20-BS | CT 1218, EPS 1218 |
| Arctic Cat | XF1100, T1100, ZR 5000 | 2014 | GYZ20H, YTX20H-BS, YTX20-BS | CT 1218, EPS 1218 |
| Arctic Cat | XF 7000, 8000, 9000 | 2014 | GYZ20H, YTX20H-BS, YTX20-BS | CT 1218, EPS 1218 |
| Arctic Cat | ZR 6000 | 2014 | GYZ20H, YTX20H-BS, YTX20-BS | CT 1218, EPS 1218 |
| Arctic Cat | Bearcat 570 | 2014 | GYZ20H, YTX20H-BS, YTX20-BS | CT 1218, EPS 1218 |
| Arctic Cat | F570, T570, Bearcat | 2014 | GYZ20H, YTX20H-BS, YTX20-BS | CT 1218, EPS 1218 |

| МАРКА | МОДЕЛЬ СНЕГОХОДА | ДАТА ВЫПУСКА | СООТВЕТСТВИЕ JIS-КОДУ | МОДЕЛЬ DELTA |
|------------|-----------------------------------|--------------|-------------------------------------|-------------------|
| Arctic Cat | Z1, TZ1, F1100, M1100, Bearcat Z1 | 2014 | GYZ20H, YTX20H-BS, YTX20-BS | CT 1218, EPS 1218 |
| Arctic Cat | F5 LXR | 2014 | GYZ20H, YTX20H-BS, YTX20-BS, YB18-A | CT 1218, EPS 1218 |
| Arctic Cat | Bearcat 570 | 2013 | GYZ20H, YTX20H-BS, YTX20-BS | CT 1218, EPS 1218 |
| Arctic Cat | Z1, TZ1, F1100, M1100, Bearcat Z1 | 2013 | GYZ20H, YTX20H-BS, YTX20-BS | CT 1218, EPS 1218 |
| Arctic Cat | F570, T570, Bearcat | 2013 | GYZ20H, YTX20H-BS, YTX20-BS | CT 1218, EPS 1218 |
| Arctic Cat | F8 LXR, F800, M800, XF800 | 2013 | GYZ20H, YTX20H-BS, YTX20-BS | CT 1218, EPS 1218 |
| Arctic Cat | F5 LXR | 2013 | GYZ20H, YTX20H-BS, YTX20-BS, YB18-A | CT 1218, EPS 1218 |
| Arctic Cat | F8 LXR, F800, M800, XF800 | 2012 | GYZ20H, YTX20H-BS, YTX20-BS | CT 1218, EPS 1218 |
| Arctic Cat | Z1, TZ1, F1100, M1100, Bearcat Z1 | 2012 | GYZ20H, YTX20H-BS, YTX20-BS | CT 1218, EPS 1218 |
| Arctic Cat | Bearcat 570 | 2012 | GYZ20H, YTX20H-BS, YTX20-BS | CT 1218, EPS 1218 |
| Arctic Cat | F570, T570, Bearcat | 2012 | GYZ20H, YTX20H-BS, YTX20-BS | CT 1218, EPS 1218 |
| Arctic Cat | F5 LXR | 2012 | GYZ20H, YTX20H-BS, YTX20-BS, YB18-A | CT 1218, EPS 1218 |
| Arctic Cat | Bearcat 570 | 2011 | GYZ20H, YTX20H-BS, YTX20-BS | CT 1218, EPS 1218 |
| Arctic Cat | Z1, TZ1, F1100, M1100, Bearcat Z1 | 2011 | GYZ20H, YTX20H-BS, YTX20-BS | CT 1218, EPS 1218 |
| Arctic Cat | F8 LXR, F800, M800, XF800 | 2011 | GYZ20H, YTX20H-BS, YTX20-BS | CT 1218, EPS 1218 |
| Arctic Cat | F570, T570, Bearcat | 2011 | GYZ20H, YTX20H-BS, YTX20-BS | CT 1218, EPS 1218 |
| Arctic Cat | F5 LXR | 2011 | GYZ20H, YTX20H-BS, YTX20-BS, YB18-A | CT 1218, EPS 1218 |
| Arctic Cat | F8 LXR, F800, M800, XF800 | 2010 | GYZ20H, YTX20H-BS, YTX20-BS | CT 1218, EPS 1218 |
| Arctic Cat | Z1, TZ1, F1100, M1100, Bearcat Z1 | 2010 | GYZ20H, YTX20H-BS, YTX20-BS | CT 1218, EPS 1218 |
| Arctic Cat | F570, T570, Bearcat | 2010 | GYZ20H, YTX20H-BS, YTX20-BS | CT 1218, EPS 1218 |
| Arctic Cat | Bearcat 570 | 2010 | GYZ20H, YTX20H-BS, YTX20-BS | CT 1218, EPS 1218 |
| Arctic Cat | F5 LXR | 2010 | GYZ20H, YTX20H-BS, YTX20-BS, YB18-A | CT 1218, EPS 1218 |
| Arctic Cat | F570, T570, Bearcat | 2009 | GYZ20H, YTX20H-BS, YTX20-BS | CT 1218, EPS 1218 |
| Arctic Cat | F6, F8, F1000 | 2009 | GYZ20H, YTX20H-BS, YTX20-BS | CT 1218, EPS 1218 |
| Arctic Cat | Z1, TZ1, F1100, M1100, Bearcat Z1 | 2009 | GYZ20H, YTX20H-BS, YTX20-BS | CT 1218, EPS 1218 |
| Arctic Cat | F8 LXR, F800, M800, XF800 | 2009 | GYZ20H, YTX20H-BS, YTX20-BS | CT 1218, EPS 1218 |
| Arctic Cat | Bearcat 570 | 2009 | GYZ20H, YTX20H-BS, YTX20-BS | CT 1218, EPS 1218 |
| Arctic Cat | F5 LXR | 2009 | GYZ20H, YTX20H-BS, YTX20-BS, YB18-A | CT 1218, EPS 1218 |
| Arctic Cat | F5 | 2009 | GYZ20H, YTX20H-BS, YTX20-BS, YB18-A | CT 1218, EPS 1218 |
| Arctic Cat | Z1, TZ1, F1100, M1100, Bearcat Z1 | 2008 | GYZ20H, YTX20H-BS, YTX20-BS | CT 1218, EPS 1218 |
| Arctic Cat | F6, F8, F1000 | 2008 | GYZ20H, YTX20H-BS, YTX20-BS | CT 1218, EPS 1218 |
| Arctic Cat | F8 LXR, F800, M800, XF800 | 2008 | GYZ20H, YTX20H-BS, YTX20-BS | CT 1218, EPS 1218 |
| Arctic Cat | F570, T570, Bearcat | 2008 | GYZ20H, YTX20H-BS, YTX20-BS | CT 1218, EPS 1218 |
| Arctic Cat | F5 LXR | 2008 | GYZ20H, YTX20H-BS, YTX20-BS, YB18-A | CT 1218, EPS 1218 |
| Arctic Cat | F5 | 2008 | GYZ20H, YTX20H-BS, YTX20-BS, YB18-A | CT 1218, EPS 1218 |
| Arctic Cat | Bearcat 570 | 2008 | GYZ20H, YTX24HL-BS, Y50-N18L-A-CX | CT 1220, EPS 1220 |
| Arctic Cat | Panther 660 | 2008 | GYZ20H, YTX24HL-BS, Y50-N18L-A-CX | CT 1220, EPS 1220 |
| Arctic Cat | T660 Touring | 2008 | GYZ20H, YTX24HL-BS, Y50-N18L-A-CX | CT 1220, EPS 1220 |
| Arctic Cat | M 6 | 2007 | GYZ20H, YTX20H-BS, YTX20-BS | CT 1218, EPS 1218 |
| Arctic Cat | F8 LXR, F800, M800, XF800 | 2007 | GYZ20H, YTX20H-BS, YTX20-BS | CT 1218, EPS 1218 |
| Arctic Cat | Jaguar | 2007 | GYZ20H, YTX20H-BS, YTX20-BS | CT 1218, EPS 1218 |
| Arctic Cat | Crossfire 600 | 2007 | GYZ20H, YTX20H-BS, YTX20-BS | CT 1218, EPS 1218 |
| Arctic Cat | Crossfire 500 | 2007 | GYZ20H, YTX20H-BS, YTX20-BS | CT 1218, EPS 1218 |
| Arctic Cat | Z1, TZ1, F1100, M1100, Bearcat Z1 | 2007 | GYZ20H, YTX20H-BS, YTX20-BS | CT 1218, EPS 1218 |
| Arctic Cat | F6, F8, F1000 | 2007 | GYZ20H, YTX20H-BS, YTX20-BS | CT 1218, EPS 1218 |
| Arctic Cat | F5 | 2007 | GYZ20H, YTX20H-BS, YTX20-BS, YB18-A | CT 1218, EPS 1218 |
| Arctic Cat | F5 LXR | 2007 | GYZ20H, YTX20H-BS, YTX20-BS, YB18-A | CT 1218, EPS 1218 |
| Arctic Cat | Bearcat 570 | 2007 | GYZ20H, YTX24HL-BS, Y50-N18L-A-CX | CT 1220, EPS 1220 |
| Arctic Cat | Z 570 | 2007 | GYZ20H, YTX24HL-BS, Y50-N18L-A-CX | CT 1220, EPS 1220 |
| Arctic Cat | T660 Touring | 2007 | GYZ20H, YTX24HL-BS, Y50-N18L-A-CX | CT 1220, EPS 1220 |
| Arctic Cat | Panther 570 | 2007 | GYZ20H, YTX24HL-BS, Y50-N18L-A-CX | CT 1220, EPS 1220 |
| Arctic Cat | Panther 660 | 2007 | GYZ20H, YTX24HL-BS, Y50-N18L-A-CX | CT 1220, EPS 1220 |
| Arctic Cat | Crossfire 700 | 2006 | GYZ20H, YTX20H-BS, YTX20-BS | CT 1218, EPS 1218 |
| Arctic Cat | Crossfire 600 | 2006 | GYZ20H, YTX20H-BS, YTX20-BS | CT 1218, EPS 1218 |
| Arctic Cat | M 5 | 2006 | GYZ20H, YTX20H-BS, YTX20-BS | CT 1218, EPS 1218 |
| Arctic Cat | M 7 | 2006 | GYZ20H, YTX20H-BS, YTX20-BS | CT 1218, EPS 1218 |
| Arctic Cat | M 6 | 2006 | GYZ20H, YTX20H-BS, YTX20-BS | CT 1218, EPS 1218 |

| МАРКА | МОДЕЛЬ СНЕГОХОДА | ДАТА ВЫПУСКА | СООТВЕТСТВИЕ JIS-КОДУ | МОДЕЛЬ DELTA |
|------------|-----------------------------------|--------------|-------------------------------------|-------------------|
| Arctic Cat | Z1, TZ1, F1100, M1100, Bearcat Z1 | 2006 | GYZ20H, YTX20H-BS, YTX20-BS | CT 1218, EPS 1218 |
| Arctic Cat | Z 570 | 2006 | GYZ20H, YTX24HL-BS, Y50-N18L-A-CX | CT 1220, EPS 1220 |
| Arctic Cat | King Cat 900 | 2006 | GYZ20H, YTX24HL-BS, Y50-N18L-A-CX | CT 1220, EPS 1220 |
| Arctic Cat | T660 Touring | 2006 | GYZ20H, YTX24HL-BS, Y50-N18L-A-CX | CT 1220, EPS 1220 |
| Arctic Cat | Firecat | 2006 | GYZ20H, YTX24HL-BS, Y50-N18L-A-CX | CT 1220, EPS 1220 |
| Arctic Cat | Bearcat 570 | 2006 | GYZ20H, YTX24HL-BS, Y50-N18L-A-CX | CT 1220, EPS 1220 |
| Arctic Cat | Sabercat 500, 600, 700 | 2006 | GYZ20H, YTX24HL-BS, Y50-N18L-A-CX | CT 1220, EPS 1220 |
| Arctic Cat | Panther 570 | 2006 | GYZ20H, YTX24HL-BS, Y50-N18L-A-CX | CT 1220, EPS 1220 |
| Arctic Cat | ZR 900 | 2006 | GYZ20H, YTX24HL-BS, Y50-N18L-A-CX | CT 1220, EPS 1220 |
| Arctic Cat | Panther 660 | 2006 | GYZ20H, YTX24HL-BS, Y50-N18L-A-CX | CT 1220, EPS 1220 |
| Arctic Cat | M 5 | 2005 | GYZ20H, YTX20H-BS, YTX20-BS | CT 1218, EPS 1218 |
| Arctic Cat | M 6 | 2005 | GYZ20H, YTX20H-BS, YTX20-BS | CT 1218, EPS 1218 |
| Arctic Cat | M 7 | 2005 | GYZ20H, YTX20H-BS, YTX20-BS | CT 1218, EPS 1218 |
| Arctic Cat | Z1, TZ1, F1100, M1100, Bearcat Z1 | 2005 | GYZ20H, YTX20H-BS, YTX20-BS | CT 1218, EPS 1218 |
| Arctic Cat | Sabercat 500 LX | 2005 | GYZ20H, YTX20H-BS, YTX20-BS, YB18-A | CT 1218, EPS 1218 |
| Arctic Cat | Pantera 550, 600 | 2005 | GYZ20H, YTX20H-BS, YTX20-BS, YB18-A | CT 1218, EPS 1218 |
| Arctic Cat | ZR 900 | 2005 | GYZ20H, YTX24HL-BS, Y50-N18L-A-CX | CT 1220, EPS 1220 |
| Arctic Cat | Panther 570 | 2005 | GYZ20H, YTX24HL-BS, Y50-N18L-A-CX | CT 1220, EPS 1220 |
| Arctic Cat | Firecat | 2005 | GYZ20H, YTX24HL-BS, Y50-N18L-A-CX | CT 1220, EPS 1220 |
| Arctic Cat | Z 570 | 2005 | GYZ20H, YTX24HL-BS, Y50-N18L-A-CX | CT 1220, EPS 1220 |
| Arctic Cat | King Cat 900 | 2005 | GYZ20H, YTX24HL-BS, Y50-N18L-A-CX | CT 1220, EPS 1220 |
| Arctic Cat | T660 Touring | 2005 | GYZ20H, YTX24HL-BS, Y50-N18L-A-CX | CT 1220, EPS 1220 |
| Arctic Cat | Sabercat 500, 600, 700 | 2005 | GYZ20H, YTX24HL-BS, Y50-N18L-A-CX | CT 1220, EPS 1220 |
| Arctic Cat | Bearcat 570 | 2005 | GYZ20H, YTX24HL-BS, Y50-N18L-A-CX | CT 1220, EPS 1220 |
| Arctic Cat | Z1, TZ1, F1100, M1100, Bearcat Z1 | 2004 | GYZ20H, YTX20H-BS, YTX20-BS | CT 1218, EPS 1218 |
| Arctic Cat | Sabercat 500 LX | 2004 | GYZ20H, YTX20H-BS, YTX20-BS, YB18-A | CT 1218, EPS 1218 |
| Arctic Cat | Mountain Cat 600 | 2004 | GYZ20H, YTX20H-BS, YTX20-BS, YB18-A | CT 1218, EPS 1218 |
| Arctic Cat | Pantera 550, 600 | 2004 | GYZ20H, YTX20H-BS, YTX20-BS, YB18-A | CT 1218, EPS 1218 |
| Arctic Cat | Mountain Cat 570 | 2004 | GYZ20H, YTX24HL-BS, Y50-N18L-A-CX | CT 1220, EPS 1220 |
| Arctic Cat | Firecat | 2004 | GYZ20H, YTX24HL-BS, Y50-N18L-A-CX | CT 1220, EPS 1220 |
| Arctic Cat | Mountain Cat 900 | 2004 | GYZ20H, YTX24HL-BS, Y50-N18L-A-CX | CT 1220, EPS 1220 |
| Arctic Cat | Z 570 | 2004 | GYZ20H, YTX24HL-BS, Y50-N18L-A-CX | CT 1220, EPS 1220 |
| Arctic Cat | Pantera 800 | 2004 | GYZ20H, YTX24HL-BS, Y50-N18L-A-CX | CT 1220, EPS 1220 |
| Arctic Cat | ZR 900 | 2004 | GYZ20H, YTX24HL-BS, Y50-N18L-A-CX | CT 1220, EPS 1220 |
| Arctic Cat | Bearcat 570 | 2004 | GYZ20H, YTX24HL-BS, Y50-N18L-A-CX | CT 1220, EPS 1220 |
| Arctic Cat | Bearcat WT | 2004 | GYZ20H, YTX24HL-BS, Y50-N18L-A-CX | CT 1220, EPS 1220 |
| Arctic Cat | Mountain Cat 800 | 2004 | GYZ20H, YTX24HL-BS, Y50-N18L-A-CX | CT 1220, EPS 1220 |
| Arctic Cat | T660 Touring | 2004 | GYZ20H, YTX24HL-BS, Y50-N18L-A-CX | CT 1220, EPS 1220 |
| Arctic Cat | King Cat 900 | 2004 | GYZ20H, YTX24HL-BS, Y50-N18L-A-CX | CT 1220, EPS 1220 |
| Arctic Cat | Panther 570 | 2004 | GYZ20H, YTX24HL-BS, Y50-N18L-A-CX | CT 1220, EPS 1220 |
| Arctic Cat | Sabercat 500, 600, 700 | 2004 | GYZ20H, YTX24HL-BS, Y50-N18L-A-CX | CT 1220, EPS 1220 |
| Arctic Cat | Z1, TZ1, F1100, M1100, Bearcat Z1 | 2003 | GYZ20H, YTX20H-BS, YTX20-BS | CT 1218, EPS 1218 |
| Arctic Cat | Pantera 550, 600 | 2003 | GYZ20H, YTX20H-BS, YTX20-BS, YB18-A | CT 1218, EPS 1218 |
| Arctic Cat | ZL 550, 600 | 2003 | GYZ20H, YTX20H-BS, YTX20-BS, YB18-A | CT 1218, EPS 1218 |
| Arctic Cat | Mountain Cat 600 | 2003 | GYZ20H, YTX20H-BS, YTX20-BS, YB18-A | CT 1218, EPS 1218 |
| Arctic Cat | ZL 800 | 2003 | GYZ20H, YTX24HL-BS, Y50-N18L-A-CX | CT 1220, EPS 1220 |
| Arctic Cat | Mountain Cat 900 | 2003 | GYZ20H, YTX24HL-BS, Y50-N18L-A-CX | CT 1220, EPS 1220 |
| Arctic Cat | 4 Stroke Trail, Touring | 2003 | GYZ20H, YTX24HL-BS, Y50-N18L-A-CX | CT 1220, EPS 1220 |
| Arctic Cat | Mountain Cat 570 | 2003 | GYZ20H, YTX24HL-BS, Y50-N18L-A-CX | CT 1220, EPS 1220 |
| Arctic Cat | ZR 800 | 2003 | GYZ20H, YTX24HL-BS, Y50-N18L-A-CX | CT 1220, EPS 1220 |
| Arctic Cat | Firecat | 2003 | GYZ20H, YTX24HL-BS, Y50-N18L-A-CX | CT 1220, EPS 1220 |
| Arctic Cat | ZR 900 | 2003 | GYZ20H, YTX24HL-BS, Y50-N18L-A-CX | CT 1220, EPS 1220 |
| Arctic Cat | Pantera 800 | 2003 | GYZ20H, YTX24HL-BS, Y50-N18L-A-CX | CT 1220, EPS 1220 |
| Arctic Cat | Bearcat WT | 2003 | GYZ20H, YTX24HL-BS, Y50-N18L-A-CX | CT 1220, EPS 1220 |
| Arctic Cat | Mountain Cat 800 | 2003 | GYZ20H, YTX24HL-BS, Y50-N18L-A-CX | CT 1220, EPS 1220 |
| Arctic Cat | Panther 570 | 2003 | GYZ20H, YTX24HL-BS, Y50-N18L-A-CX | CT 1220, EPS 1220 |
| Arctic Cat | Z 570 | 2003 | GYZ20H, YTX24HL-BS, Y50-N18L-A-CX | CT 1220, EPS 1220 |

| МАРКА | МОДЕЛЬ СНЕГОХОДА | ДАТА ВЫПУСКА | СООТВЕТСТВИЕ JIS-КОДУ | МОДЕЛЬ DELTA |
|------------|-----------------------------------|--------------|-------------------------------------|-------------------|
| Arctic Cat | Z1, TZ1, F1100, M1100, Bearcat Z1 | 2002 | GYZ20H, YTX20H-BS, YTX20-BS | CT 1218, EPS 1218 |
| Arctic Cat | Pantera 1000 | 2002 | GYZ20H, YTX20H-BS, YTX20-BS, YB18-A | CT 1218, EPS 1218 |
| Arctic Cat | Mountain Cat 600 | 2002 | GYZ20H, YTX20H-BS, YTX20-BS, YB18-A | CT 1218, EPS 1218 |
| Arctic Cat | ZL 550, 600 | 2002 | GYZ20H, YTX20H-BS, YTX20-BS, YB18-A | CT 1218, EPS 1218 |
| Arctic Cat | Thundercat | 2002 | GYZ20H, YTX20H-BS, YTX20-BS, YB18-A | CT 1218, EPS 1218 |
| Arctic Cat | ZL 500 | 2002 | GYZ20H, YTX20H-BS, YTX20-BS, YB18-A | CT 1218, EPS 1218 |
| Arctic Cat | Pantera 550, 600 | 2002 | GYZ20H, YTX20H-BS, YTX20-BS, YB18-A | CT 1218, EPS 1218 |
| Arctic Cat | ZRT 600, 800 | 2002 | GYZ20H, YTX20H-BS, YTX20-BS, YB18-A | CT 1218, EPS 1218 |
| Arctic Cat | Mountain Cat 1000 | 2002 | GYZ20H, YTX20H-BS, YTX20-BS, YB18-A | CT 1218, EPS 1218 |
| Arctic Cat | Mountain Cat 500 | 2002 | GYZ20H, YTX20H-BS, YTX20-BS, YB18-A | CT 1218, EPS 1218 |
| Arctic Cat | ZR 500, 600 | 2002 | GYZ20H, YTX20H-BS, YTX20-BS, YB18-A | CT 1218, EPS 1218 |
| Arctic Cat | Bearcat WT | 2002 | GYZ20H, YTX20H-BS, YTX20-BS, YB18-A | CT 1218, EPS 1218 |
| Arctic Cat | Pantera 800 | 2002 | GYZ20H, YTX24HL-BS, Y50-N18L-A-CX | CT 1220, EPS 1220 |
| Arctic Cat | Panther 570 | 2002 | GYZ20H, YTX24HL-BS, Y50-N18L-A-CX | CT 1220, EPS 1220 |
| Arctic Cat | 4 Stroke Trail, Touring | 2002 | GYZ20H, YTX24HL-BS, Y50-N18L-A-CX | CT 1220, EPS 1220 |
| Arctic Cat | Z 570 | 2002 | GYZ20H, YTX24HL-BS, Y50-N18L-A-CX | CT 1220, EPS 1220 |
| Arctic Cat | Mountain Cat 800 | 2002 | GYZ20H, YTX24HL-BS, Y50-N18L-A-CX | CT 1220, EPS 1220 |
| Arctic Cat | ZL 800 | 2002 | GYZ20H, YTX24HL-BS, Y50-N18L-A-CX | CT 1220, EPS 1220 |
| Arctic Cat | Mountain Cat 570 | 2002 | GYZ20H, YTX24HL-BS, Y50-N18L-A-CX | CT 1220, EPS 1220 |
| Arctic Cat | ZR 800 | 2002 | GYZ20H, YTX24HL-BS, Y50-N18L-A-CX | CT 1220, EPS 1220 |
| Arctic Cat | Z1, TZ1, F1100, M1100, Bearcat Z1 | 2001 | GYZ20H, YTX20H-BS, YTX20-BS | CT 1218, EPS 1218 |
| Arctic Cat | Mountain Cat | 2001 | GYZ20H, YTX20H-BS, YTX20-BS, YB18-A | CT 1218, EPS 1218 |
| Arctic Cat | ZR 500, 600 | 2001 | GYZ20H, YTX20H-BS, YTX20-BS, YB18-A | CT 1218, EPS 1218 |
| Arctic Cat | Bearcat WT | 2001 | GYZ20H, YTX20H-BS, YTX20-BS, YB18-A | CT 1218, EPS 1218 |
| Arctic Cat | ZL 800 | 2001 | GYZ20H, YTX20H-BS, YTX20-BS, YB18-A | CT 1218, EPS 1218 |
| Arctic Cat | Pantera 580 | 2001 | GYZ20H, YTX20H-BS, YTX20-BS, YB18-A | CT 1218, EPS 1218 |
| Arctic Cat | ZL 550, 600 | 2001 | GYZ20H, YTX20H-BS, YTX20-BS, YB18-A | CT 1218, EPS 1218 |
| Arctic Cat | Pantera 1000 | 2001 | GYZ20H, YTX20H-BS, YTX20-BS, YB18-A | CT 1218, EPS 1218 |
| Arctic Cat | ZRT 600, 800 | 2001 | GYZ20H, YTX20H-BS, YTX20-BS, YB18-A | CT 1218, EPS 1218 |
| Arctic Cat | Thundercat | 2001 | GYZ20H, YTX20H-BS, YTX20-BS, YB18-A | CT 1218, EPS 1218 |
| Arctic Cat | Panther 550 | 2001 | GYZ20H, YTX20H-BS, YTX20-BS, YB18-A | CT 1218, EPS 1218 |
| Arctic Cat | ZL 500 | 2001 | GYZ20H, YTX20H-BS, YTX20-BS, YB18-A | CT 1218, EPS 1218 |
| Arctic Cat | ZRT 600, 800 | 2000 | GYZ20H, YTX20H-BS, YTX20-BS, YB18-A | CT 1218, EPS 1218 |
| Arctic Cat | Thundercat | 2000 | GYZ20H, YTX20H-BS, YTX20-BS, YB18-A | CT 1218, EPS 1218 |
| Arctic Cat | Bearcat WT | 2000 | GYZ20H, YTX20H-BS, YTX20-BS, YB18-A | CT 1218, EPS 1218 |
| Arctic Cat | Pantera 580 | 2000 | GYZ20H, YTX20H-BS, YTX20-BS, YB18-A | CT 1218, EPS 1218 |
| Arctic Cat | Panther 550 | 2000 | GYZ20H, YTX20H-BS, YTX20-BS, YB18-A | CT 1218, EPS 1218 |
| Arctic Cat | ZRT 600, 800 | 1999 | GYZ20H, YTX20H-BS, YTX20-BS, YB18-A | CT 1218, EPS 1218 |
| Arctic Cat | Panther 550 | 1999 | GYZ20H, YTX20H-BS, YTX20-BS, YB18-A | CT 1218, EPS 1218 |
| Arctic Cat | Bearcat WT | 1999 | GYZ20H, YTX20H-BS, YTX20-BS, YB18-A | CT 1218, EPS 1218 |
| Arctic Cat | Thundercat | 1999 | GYZ20H, YTX20H-BS, YTX20-BS, YB18-A | CT 1218, EPS 1218 |
| Arctic Cat | Pantera 580 | 1999 | GYZ20H, YTX20H-BS, YTX20-BS, YB18-A | CT 1218, EPS 1218 |
| Arctic Cat | Bearcat WT | 1998 | GYZ20H, YTX20H-BS, YTX20-BS, YB18-A | CT 1218, EPS 1218 |
| Arctic Cat | Cougar | 1998 | GYZ20H, YTX20H-BS, YTX20-BS, YB18-A | CT 1218, EPS 1218 |
| Arctic Cat | Powder Extreme | 1998 | GYZ20H, YTX20H-BS, YTX20-BS, YB18-A | CT 1218, EPS 1218 |
| Arctic Cat | Thundercat | 1998 | GYZ20H, YTX20H-BS, YTX20-BS, YB18-A | CT 1218, EPS 1218 |
| Arctic Cat | ZRT 600, 800 | 1998 | GYZ20H, YTX20H-BS, YTX20-BS, YB18-A | CT 1218, EPS 1218 |
| Arctic Cat | Panther 550 | 1998 | GYZ20H, YTX20H-BS, YTX20-BS, YB18-A | CT 1218, EPS 1218 |
| Arctic Cat | EXT 600 | 1998 | GYZ20H, YTX20H-BS, YTX20-BS, YB18-A | CT 1218, EPS 1218 |
| Arctic Cat | EXT (EFI) | 1998 | GYZ20H, YTX20H-BS, YTX20-BS, YB18-A | CT 1218, EPS 1218 |
| Arctic Cat | EXT Dlx (EFI) | 1998 | YTX24HL-BS, Y50-N18L-A-CX | CT 1220, EPS 1220 |
| Arctic Cat | Pantera 580 | 1998 | YTX24HL-BS, Y50-N18L-A-CX | CT 1220, EPS 1220 |
| Arctic Cat | Thundercat | 1997 | GYZ20H, YTX20H-BS, YTX20-BS, YB18-A | CT 1218, EPS 1218 |
| Arctic Cat | EXT 600 | 1997 | GYZ20H, YTX20H-BS, YTX20-BS, YB18-A | CT 1218, EPS 1218 |
| Arctic Cat | Powder Special | 1997 | GYZ20H, YTX20H-BS, YTX20-BS, YB18-A | CT 1218, EPS 1218 |
| Arctic Cat | Cougar | 1997 | GYZ20H, YTX20H-BS, YTX20-BS, YB18-A | CT 1218, EPS 1218 |
| Arctic Cat | ZRT 600, 800 | 1997 | GYZ20H, YTX20H-BS, YTX20-BS, YB18-A | CT 1218, EPS 1218 |

| МАРКА | МОДЕЛЬ СНЕГОХОДА | ДАТА ВЫПУСКА | СООТВЕТСТВИЕ JIS-КОДУ | МОДЕЛЬ DELTA |
|------------|-------------------------------------|--------------|-------------------------------------|-------------------|
| Arctic Cat | Bearcat WT | 1997 | GYZ20H, YTX20H-BS, YTX20-BS, YB18-A | CT 1218, EPS 1218 |
| Arctic Cat | Panther 550 | 1997 | GYZ20H, YTX20H-BS, YTX20-BS, YB18-A | CT 1218, EPS 1218 |
| Arctic Cat | Powder Extreme | 1997 | GYZ20H, YTX20H-BS, YTX20-BS, YB18-A | CT 1218, EPS 1218 |
| Arctic Cat | EXT Dlx (EFI) | 1997 | YTX24HL-BS, Y50-N18L-A-CX | CT 1220, EPS 1220 |
| Arctic Cat | Pantera 580 | 1997 | YTX24HL-BS, Y50-N18L-A-CX | CT 1220, EPS 1220 |
| Arctic Cat | Powder Special | 1996 | GYZ20H, YTX20H-BS, YTX20-BS, YB18-A | CT 1218, EPS 1218 |
| Arctic Cat | Bearcat WT | 1996 | GYZ20H, YTX20H-BS, YTX20-BS, YB18-A | CT 1218, EPS 1218 |
| Arctic Cat | EXT (Carb) | 1996 | GYZ20H, YTX20H-BS, YTX20-BS, YB18-A | CT 1218, EPS 1218 |
| Arctic Cat | Cougar | 1996 | GYZ20H, YTX20H-BS, YTX20-BS, YB18-A | CT 1218, EPS 1218 |
| Arctic Cat | Pantera 580 | 1996 | YTX24HL-BS, Y50-N18L-A-CX | CT 1220, EPS 1220 |
| Arctic Cat | Bearcat WT | 1995 | GYZ20H, YTX20H-BS, YTX20-BS, YB18-A | CT 1218, EPS 1218 |
| Arctic Cat | Powder Special | 1995 | GYZ20H, YTX20H-BS, YTX20-BS, YB18-A | CT 1218, EPS 1218 |
| Arctic Cat | Prowler 2-Up | 1995 | GYZ20H, YTX20H-BS, YTX20-BS, YB18-A | CT 1218, EPS 1218 |
| Arctic Cat | EXT (Carb) | 1995 | GYZ20H, YTX20H-BS, YTX20-BS, YB18-A | CT 1218, EPS 1218 |
| Arctic Cat | Cougar | 1995 | GYZ20H, YTX20H-BS, YTX20-BS, YB18-A | CT 1218, EPS 1218 |
| Arctic Cat | Pantera 580 | 1995 | YTX24HL-BS, Y50-N18L-A-CX | CT 1220, EPS 1220 |
| Arctic Cat | Prowler, 2-up (with electric start) | 1994 | GYZ20H, YTX20H-BS, YTX20-BS | CT 1218, EPS 1218 |
| Arctic Cat | EXT (EFI) | 1994 | GYZ20H, YTX20H-BS, YTX20-BS, YB18-A | CT 1218, EPS 1218 |
| Arctic Cat | Pantera | 1994 | GYZ20H, YTX20H-BS, YTX20-BS, YB18-A | CT 1218, EPS 1218 |
| Arctic Cat | EXT | 1994 | YTX14AHL-BS, YB14L-A2 | CT 1214.1 |
| Arctic Cat | Cheetah 440 1-Speed, 2-Speed | 1994 | YTX14AHL-BS, YB14L-A2 | CT 1214.1 |
| Arctic Cat | Cougar | 1994 | YTX14AHL-BS, YB14L-A2 | CT 1214.1 |
| Arctic Cat | Wildcat (EFI) | 1993 | YTX14AHL-BS, SYB14L-A2 | CT 1214.1 |
| Arctic Cat | Jag Z | 1993 | YTX14AHL-BS, SYB14L-A2 | CT 1214.1 |
| Arctic Cat | Pantera | 1993 | YTX14AHL-BS, SYB14L-A2 | CT 1214.1 |
| Arctic Cat | Panther | 1993 | YTX14AHL-BS, SYB14L-A2 | CT 1214.1 |
| Arctic Cat | Jag AFS L/T | 1993 | YTX14AHL-BS, SYB14L-A2 | CT 1214.1 |
| Arctic Cat | Jag, Jag Dlx | 1993 | YTX14AHL-BS, SYB14L-A2 | CT 1214.1 |
| Arctic Cat | Cougar | 1993 | YTX14AHL-BS, YB14L-A2 | CT 1214.1 |
| Arctic Cat | Cheetah | 1993 | YTX14AHL-BS, YB14L-A2 | CT 1214.1 |
| Arctic Cat | Lynx | 1993 | YTX14AHL-BS, YB14L-A2 | CT 1214.1 |
| Arctic Cat | Prowler | 1993 | YTX14AHL-BS, YB14L-A2 | CT 1214.1 |
| Arctic Cat | EXT | 1993 | YTX14AHL-BS, YB14L-A2 | CT 1214.1 |
| Arctic Cat | Prowler 2-Up | 1993 | YTX14AHL-BS, YB14L-A2 | CT 1214.1 |
| Arctic Cat | Prowler Special | 1992 | GYZ20H, YTX20H-BS, YTX20-BS, YB18-A | CT 1218, EPS 1218 |
| Arctic Cat | Panther | 1992 | YTX14AHL-BS, SYB14L-A2 | CT 1214.1 |
| Arctic Cat | Jag AFS L/T | 1992 | YTX14AHL-BS, SYB14L-A2 | CT 1214.1 |
| Arctic Cat | Pantera | 1992 | YTX14AHL-BS, SYB14L-A2 | CT 1214.1 |
| Arctic Cat | Jag, Jag Dlx | 1992 | YTX14AHL-BS, SYB14L-A2 | CT 1214.1 |
| Arctic Cat | Prowler | 1992 | YTX14AHL-BS, YB14L-A2 | CT 1214.1 |
| Arctic Cat | EXT Special | 1992 | YTX14AHL-BS, YB14L-A2 | CT 1214.1 |
| Arctic Cat | EXT | 1992 | YTX14AHL-BS, YB14L-A2 | CT 1214.1 |
| Arctic Cat | Cheetah | 1992 | YTX14AHL-BS, YB14L-A2 | CT 1214.1 |
| Arctic Cat | Prowler 2-Up | 1992 | YTX14AHL-BS, YB14L-A2 | CT 1214.1 |
| Arctic Cat | Lynx | 1992 | YTX14AHL-BS, YB14L-A2 | CT 1214.1 |
| Arctic Cat | Cougar | 1992 | YTX14AHL-BS, YB14L-A2 | CT 1214.1 |
| Arctic Cat | Prowler Special | 1991 | GYZ20H, YTX20H-BS, YTX20-BS, YB18-A | CT 1218, EPS 1218 |
| Arctic Cat | EXT, El Tigre | 1991 | GYZ20HL, YTX20H-BS, YB16L-B | CT 1218, EPS 1218 |
| Arctic Cat | Jag, Jag Dlx | 1991 | YTX14AHL-BS, SYB14L-A2 | CT 1214.1 |
| Arctic Cat | Jag AFS | 1991 | YTX14AHL-BS, SYB14L-A2 | CT 1214.1 |
| Arctic Cat | Panther | 1991 | YTX14AHL-BS, SYB14L-A2 | CT 1214.1 |
| Arctic Cat | Jag AFS L/T | 1991 | YTX14AHL-BS, SYB14L-A2 | CT 1214.1 |
| Arctic Cat | Pantera | 1991 | YTX14AHL-BS, SYB14L-A2 | CT 1214.1 |
| Arctic Cat | Prowler | 1991 | YTX14AHL-BS, YB14L-A2 | CT 1214.1 |
| Arctic Cat | Cougar | 1991 | YTX14AHL-BS, YB14L-A2 | CT 1214.1 |
| Arctic Cat | Prowler 2-Up | 1991 | YTX14AHL-BS, YB14L-A2 | CT 1214.1 |
| Arctic Cat | Lynx | 1991 | YTX14AHL-BS, YB14L-A2 | CT 1214.1 |

| МАРКА | МОДЕЛЬ СНЕГОХОДА | ДАТА ВЫПУСКА | СООТВЕТСТВИЕ JIS-КОДУ | МОДЕЛЬ DELTA |
|---------------|----------------------------|--------------|-----------------------------|---------------------|
| Arctic Cat | Cheetah | 1991 | YTX14AHL-BS, YB14L-A2 | CT 1214.1 |
| Arctic Cat | EXT Special | 1991 | YTX14AHL-BS, YB14L-A2 | CT 1214.1 |
| Arctic Cat | Cheetah | 1990 | GYZ20HL, YTX20H-BS, YB16L-B | CT 1218, EPS 1218 |
| Arctic Cat | Cougar | 1990 | GYZ20HL, YTX20H-BS, YB16L-B | CT 1218, EPS 1218 |
| Arctic Cat | EXT, El Tigre | 1990 | GYZ20HL, YTX20H-BS, YB16L-B | CT 1218, EPS 1218 |
| Arctic Cat | Jag AFS | 1990 | YTX14AHL-BS, SYB14L-A2 | CT 1214.1 |
| Arctic Cat | Jag, Jag Dlx | 1990 | YTX14AHL-BS, SYB14L-A2 | CT 1214.1 |
| Arctic Cat | Jag AFS L/T | 1990 | YTX14AHL-BS, SYB14L-A2 | CT 1214.1 |
| Arctic Cat | Panther | 1990 | YTX14AHL-BS, SYB14L-A2 | CT 1214.1 |
| Arctic Cat | Pantera | 1990 | YTX14AHL-BS, SYB14L-A2 | CT 1214.1 |
| Arctic Cat | Prowler | 1990 | YTX14AHL-BS, YB14L-A2 | CT 1214.1 |
| Arctic Cat | Cougar | 1989 | GYZ20HL, YTX20H-BS, YB16L-B | CT 1218, EPS 1218 |
| Arctic Cat | EXT, El Tigre | 1989 | GYZ20HL, YTX20H-BS, YB16L-B | CT 1218, EPS 1218 |
| Arctic Cat | Cheetah | 1989 | GYZ20HL, YTX20H-BS, YB16L-B | CT 1218, EPS 1218 |
| Arctic Cat | Jag, Jag Dlx | 1989 | YTX14AHL-BS, SYB14L-A2 | CT 1214.1 |
| Arctic Cat | Panther | 1989 | YTX14AHL-BS, SYB14L-A2 | CT 1214.1 |
| Arctic Cat | Pantera | 1989 | YTX14AHL-BS, SYB14L-A2 | CT 1214.1 |
| Arctic Cat | Jag AFS | 1989 | YTX14AHL-BS, SYB14L-A2 | CT 1214.1 |
| Arctic Cat | Jag AFS L/T | 1989 | YTX14AHL-BS, SYB14L-A2 | CT 1214.1 |
| Arctic Cat | Cheetah | 1988 | GYZ20HL, YTX20H-BS, YB16L-B | CT 1218, EPS 1218 |
| Arctic Cat | Panther | 1988 | YB16L-B | EPS 12201 |
| Arctic Cat | Jag, Jag Dlx | 1988 | YTX14AHL-BS, SYB14L-A2 | CT 1214.1 |
| Arctic Cat | Pantera | 1988 | YTX14AHL-BS, SYB14L-A2 | CT 1214.1 |
| Arctic Cat | El Tigre 5000 | 1988 | YTX14AHL-BS, YB14L-A2 | CT 1214.1 |
| Arctic Cat | Cheetah | 1987 | GYZ20HL, YTX20H-BS, YB16L-B | CT 1218, EPS 1218 |
| Arctic Cat | Panther | 1987 | YB16L-B | EPS 12201 |
| Arctic Cat | Pantera | 1987 | YTX14AHL-BS, SYB14L-A2 | CT 1214.1 |
| Arctic Cat | Jag, Jag Dlx | 1987 | YTX14AHL-BS, SYB14L-A2 | CT 1214.1 |
| Arctic Cat | El Tigre 5000 | 1987 | YTX14AHL-BS, YB14L-A2 | CT 1214.1 |
| Arctic Cat | Cheetah | 1986 | GYZ20HL, YTX20H-BS, YB16L-B | CT 1218, EPS 1218 |
| Arctic Cat | Panther | 1986 | YB16L-B | EPS 12201 |
| Arctic Cat | Jag, Jag Dlx | 1986 | YTX14AHL-BS, SYB14L-A2 | CT 1214.1 |
| Arctic Cat | Pantera | 1986 | YTX14AHL-BS, SYB14L-A2 | CT 1214.1 |
| Arctic Cat | Panther | 1985 | YB16L-B | EPS 12201 |
| Arctic Cat | Pantera | 1985 | YB16L-B | EPS 12201 |
| Arctic Cat | Jag, Jag Dlx | 1985 | YTX14AHL-BS, SYB14L-A2 | CT 1214.1 |
| Arctic Cat | Pantera | 1984 | YB16L-B | EPS 12201 |
| Arctic Cat | Panther | 1984 | YB16L-B | EPS 12201 |
| Arctic Cat | Pantera | 1983 | YB16L-B | EPS 12201 |
| Arctic Cat | Panther | 1983 | YB16L-B | EPS 12201 |
| Arctic Cat | Pantera | 1982 | YB16L-B | EPS 12201 |
| Arctic Cat | Panther | 1982 | YB16L-B | EPS 12201 |
| Arctic Cat | Panther | 1981 | YB16L-B | EPS 12201 |
| Arctic Cat | Pantera | 1981 | YB16L-B | EPS 12201 |
| Arctic Cat | Pantera | 1980 | YB16L-B | EPS 12201 |
| Arctic Cat | Panther | 1980 | YB16L-B | EPS 12201 |
| BRP | | | | |
| BRP (SKI-DOO) | Skandic ACE | 2020 | GYZ20HL, YTX20HL-BS | CT 12201, EPS 12201 |
| BRP (SKI-DOO) | Skandic ACE | 2019 | GYZ20HL, YTX20HL-BS | CT 12201, EPS 12201 |
| BRP (SKI-DOO) | Expedition LE | 2019 | GYZ20HL, YTX20HL-BS | CT 12201, EPS 12201 |
| BRP (SKI-DOO) | Expedition SE | 2019 | GYZ32HL, YIX30L-BS, YB30L-B | CT 1230, EPS 1230 |
| BRP (SKI-DOO) | Expedition SE, Skandic ACE | 2019 | GYZ32HL, YIX30L-BS, YB30L-B | CT 1230, EPS 1230 |
| BRP (SKI-DOO) | Expedition LE | 2018 | GYZ20HL, YTX20HL-BS | CT 12201, EPS 12201 |
| BRP (SKI-DOO) | Skandic ACE | 2018 | GYZ32HL, YIX30L-BS, YB30L-B | CT 1230, EPS 1230 |
| BRP (SKI-DOO) | Expedition SE, Skandic ACE | 2018 | GYZ32HL, YIX30L-BS, YB30L-B | CT 1230, EPS 1230 |
| BRP (SKI-DOO) | Expedition SE | 2018 | GYZ32HL, YIX30L-BS, YB30L-B | CT 1230, EPS 1230 |
| BRP (SKI-DOO) | Expedition LE | 2017 | GYZ20HL, YTX20HL-BS | CT 12201, EPS 12201 |

| МАРКА | МОДЕЛЬ СНЕГОХОДА | ДАТА ВЫПУСКА | СООТВЕТСТВИЕ JIS-КОДУ | МОДЕЛЬ DELTA |
|-----------------|-----------------------------------|--------------|--------------------------------|-------------------------------|
| BRP (SKI-DOO) | Expedition SE, Skandic ACE | 2017 | GYZ32HL, YIX30L-BS, YB30L-B | CT 1230, EPS 1230 |
| BRP (SKI-DOO) | Expedition SE | 2017 | GYZ32HL, YIX30L-BS, YB30L-B | CT 1230, EPS 1230 |
| BRP (SKI-DOO) | Skandic ACE | 2017 | GYZ32HL, YIX30L-BS, YB30L-B | CT 1230, EPS 1230 |
| BRP (SKI-DOO) | Expedition LE | 2016 | GYZ20HL, YTX20HL-BS | CT 12201, EPS 12201 |
| BRP (SKI-DOO) | Expedition SE | 2016 | GYZ32HL, YIX30L-BS, YB30L-B | CT 1230, EPS 1230 |
| BRP (SKI-DOO) | Expedition SE, Skandic ACE | 2016 | GYZ32HL, YIX30L-BS, YB30L-B | CT 1230, EPS 1230 |
| BRP (SKI-DOO) | Skandic ACE | 2016 | GYZ32HL, YIX30L-BS, YB30L-B | CT 1230, EPS 1230 |
| BRP (SKI-DOO) | Expedition LE | 2015 | GYZ20HL, YTX20HL-BS | CT 12201, EPS 12201 |
| BRP (SKI-DOO) | Expedition SE, Skandic ACE | 2015 | GYZ32HL, YIX30L-BS, YB30L-B | CT 1230, EPS 1230 |
| BRP (SKI-DOO) | Skandic ACE | 2015 | GYZ32HL, YIX30L-BS, YB30L-B | CT 1230, EPS 1230 |
| BRP (SKI-DOO) | Expedition SE | 2015 | GYZ32HL, YIX30L-BS, YB30L-B | CT 1230, EPS 1230 |
| BRP (SKI-DOO) | Expedition LE | 2014 | GYZ20HL, YTX20HL-BS | CT 12201, EPS 12201 |
| BRP (SKI-DOO) | Expedition LE | 2013 | GYZ20HL, YTX20HL-BS | CT 12201, EPS 12201 |
| BRP (SKI-DOO) | Skandic Tundra | 2009 | GYZ20HL, YTX20HL-BS, YTX20L-BS | CT 12201, EPS 12201 |
| BRP (SKI-DOO) | Skandic Tundra | 2008 | GYZ20HL, YTX20HL-BS, YTX20L-BS | CT 12201, EPS 12201 |
| BRP (SKI-DOO) | Skandic Tundra | 2007 | GYZ20HL, YTX20HL-BS, YTX20L-BS | CT 12201, EPS 12201 |
| BRP (SKI-DOO) | Elite | 2006 | GYZ32HL, YIX30L-BS, YB30L-B | CT 1230, EPS 1230 |
| BRP (SKI-DOO) | Elite | 2005 | GYZ32HL, YIX30L-BS, YB30L-B | CT 1230, EPS 1230 |
| BRP (SKI-DOO) | Elite | 2004 | GYZ32HL, YIX30L-BS, YB30L-B | CT 1230, EPS 1230 |
| BRP (SKI-DOO) | ZX Types | 2003 | GYZ20HL, YTX20HL-BS, YTX20L-BS | CT 12201, EPS 12201 |
| BRP (SKI-DOO) | CK3 Types | 2003 | YTX24HL-BS, Y50-N18L-A-CX | CT 1220, EPS 1220 |
| BRP (SKI-DOO) | ZX Types | 2002 | GYZ20HL, YTX20HL-BS, YTX20L-BS | CT 12201, EPS 12201 |
| BRP (SKI-DOO) | CK3 Types | 2002 | YTX24HL-BS, Y50-N18L-A-CX | CT 1220, EPS 1220 |
| BRP (SKI-DOO) | CK3 Types | 2001 | YTX24HL-BS, Y50-N18L-A-CX | CT 1220, EPS 1220 |
| BRP (SKI-DOO) | CK3 Types | 2000 | YTX24HL-BS, Y50-N18L-A-CX | CT 1220, EPS 1220 |
| BRP (SKI-DOO) | CK3 Types | 1999 | YTX24HL-BS, Y50-N18L-A-CX | CT 1220, EPS 1220 |
| BRP (SKI-DOO) | All Models | 1998 | YTX24HL-BS, Y50-N18L-A-CX | CT 1220, EPS 1220 |
| KAWASAKI | | | | |
| Kawasaki | Kawasaki All Models | ALLYEARS | YTX24HL-BS, Y50-N18L-A-CX | CT 1220, EPS 1220 |
| POLARIS | | | | |
| Polaris | Polaris Indy, VOYAGEUR | 2020 | GYZ20H, YTX20CH-BS | CT 1214, EPS 1214, EPS 1218.1 |
| Polaris | Polaris Indy, VOYAGEUR, Adventure | 2020 | GYZ20H, YTX20CH-BS | CT 1214, EPS 1214, EPS 1218.1 |
| Polaris | Polaris Switchback, RMK | 2020 | YTX20CH-BS | EPS 1218.1 |
| Polaris | Polaris Indy, VOYAGEUR | 2019 | GYZ20H, YTX20CH-BS | CT 1214, EPS 1214, EPS 1218.1 |
| Polaris | Polaris Indy, VOYAGEUR, Adventure | 2019 | GYZ20H, YTX20CH-BS | CT 1214, EPS 1214, EPS 1218.1 |
| Polaris | Polaris Switchback, RMK | 2019 | GYZ20H, YTX20CH-BS | CT 1214, EPS 1214, EPS 1218.1 |
| Polaris | Polaris Rush Pro, SKS | 2019 | YTX20CH-BS | EPS 1218.1 |
| Polaris | Polaris Wide Trak | 2019 | YTX20CH-BS | EPS 1218.1 |
| Polaris | Polaris Indy, VOYAGEUR, Adventure | 2018 | GYZ20H, YTX20CH-BS | CT 1214, EPS 1214, EPS 1218.1 |
| Polaris | Polaris Wide Trak | 2018 | YTX20CH-BS | EPS 1218.1 |
| Polaris | Polaris Indy, VOYAGEUR, Adventure | 2017 | GYZ20H, YTX20CH-BS | CT 1214, EPS 1214, EPS 1218.1 |
| Polaris | Polaris Wide Track | 2017 | GYZ32HL, YIX30L-BS, YB30L-B | CT 1230, EPS 1230 |
| Polaris | Polaris Wide Trak | 2017 | YTX20CH-BS | EPS 1218.1 |
| Polaris | Polaris Indy, VOYAGEUR, Adventure | 2016 | GYZ20H, YTX20CH-BS | CT 1214, EPS 1214, EPS 1218.1 |
| Polaris | Polaris Wide Track | 2016 | GYZ32HL, YIX30L-BS, YB30L-B | CT 1230, EPS 1230 |
| Polaris | Polaris Wide Trak | 2016 | YTX20CH-BS | EPS 1218.1 |
| Polaris | Polaris Indy, VOYAGEUR, Adventure | 2015 | GYZ20H, YTX20CH-BS | CT 1214, EPS 1214, EPS 1218.1 |
| Polaris | Polaris Wide Trak | 2015 | GYZ32HL, YIX30L-BS, YB30L-B | CT 1230, EPS 1230 |
| Polaris | Polaris Wide Track | 2015 | GYZ32HL, YIX30L-BS, YB30L-B | CT 1230, EPS 1230 |

| МАРКА | МОДЕЛЬ СНЕГОХОДА | ДАТА ВЫПУСКА | СООТВЕТСТВИЕ JIS-КОДУ | МОДЕЛЬ DELTA |
|---------|--|--------------|--------------------------------|-------------------------------|
| Polaris | Polaris Indy, VOYAGEUR, Adventure | 2014 | GYZ20H, YTX20CH-BS | CT 1214, EPS 1214, EPS 1218.1 |
| Polaris | Polaris Turbo LX, IQ | 2014 | GYZ20HL, YTX20HL-BS, YTX20L-BS | CT 12201, EPS 12201 |
| Polaris | Polaris Wide Track | 2014 | YTX24HL-BS, Y50-N18L-A-CX | CT 1220, EPS 1220 |
| Polaris | Polaris Wide Trak | 2014 | YTX24HL-BS, Y50-N18L-A-CX | CT 1220, EPS 1220 |
| Polaris | Polaris Turbo LX, IQ | 2013 | GYZ20HL, YTX20HL-BS, YTX20L-BS | CT 12201, EPS 12201 |
| Polaris | Polaris IQ, LXT, Shift | 2013 | GYZ20HL, YTX20HL-BS, YTX20L-BS | CT 12201, EPS 12201 |
| Polaris | Polaris FS Wide Track | 2013 | GYZ32HL, YIX30L-BS, YB30L-B | CT 1230, EPS 1230 |
| Polaris | Polaris FS Wide Trak | 2013 | GYZ32HL, YIX30L-BS, YB30L-B | CT 1230, EPS 1230 |
| Polaris | Polaris Wide Trak | 2013 | YTX24HL-BS, Y50-N18L-A-CX | CT 1220, EPS 1220 |
| Polaris | Polaris Wide Track | 2013 | YTX24HL-BS, Y50-N18L-A-CX | CT 1220, EPS 1220 |
| Polaris | Polaris Turbo LX, IQ | 2012 | GYZ20HL, YTX20HL-BS, YTX20L-BS | CT 12201, EPS 12201 |
| Polaris | Polaris FS Wide Trak | 2012 | GYZ32HL, YIX30L-BS, YB30L-B | CT 1230, EPS 1230 |
| Polaris | Polaris FS Wide Track | 2012 | GYZ32HL, YIX30L-BS, YB30L-B | CT 1230, EPS 1230 |
| Polaris | Polaris Wide Trak | 2012 | YTX24HL-BS, Y50-N18L-A-CX | CT 1220, EPS 1220 |
| Polaris | Polaris Wide Track | 2012 | YTX24HL-BS, Y50-N18L-A-CX | CT 1220, EPS 1220 |
| Polaris | Polaris IQ, Shift, Switchback, RMK | 2011 | GYZ20HL, YTX20HL-BS, YTX20L-BS | CT 12201, EPS 12201 |
| Polaris | Polaris Turbo LX, IQ | 2011 | GYZ20HL, YTX20HL-BS, YTX20L-BS | CT 12201, EPS 12201 |
| Polaris | Polaris FS Wide Trak | 2011 | GYZ32HL, YIX30L-BS, YB30L-B | CT 1230, EPS 1230 |
| Polaris | Polaris FS Wide Track | 2011 | GYZ32HL, YIX30L-BS, YB30L-B | CT 1230, EPS 1230 |
| Polaris | Polaris Wide Trak | 2011 | YTX24HL-BS, Y50-N18L-A-CX | CT 1220, EPS 1220 |
| Polaris | Polaris Wide Track | 2011 | YTX24HL-BS, Y50-N18L-A-CX | CT 1220, EPS 1220 |
| Polaris | Polaris FS/FST, Wide Trak | 2010 | GYZ20HL, YTX20HL-BS, YTX20L-BS | CT 12201, EPS 12201 |
| Polaris | Polaris Turbo LX, IQ | 2010 | GYZ20HL, YTX20HL-BS, YTX20L-BS | CT 12201, EPS 12201 |
| Polaris | Polaris FS/FST, Wide Track | 2010 | GYZ20HL, YTX20HL-BS, YTX20L-BS | CT 12201, EPS 12201 |
| Polaris | Polaris Turbo Switchback, Turbo Dragon | 2010 | GYZ20HL, YTX20HL-BS, YTX20L-BS | CT 12201, EPS 12201 |
| Polaris | Polaris Shift, Switchback, RMK | 2010 | GYZ20HL, YTX20HL-BS, YTX20L-BS | CT 12201, EPS 12201 |
| Polaris | Polaris IQ, Shift, Switchback, RMK | 2010 | GYZ20HL, YTX20HL-BS, YTX20L-BS | CT 12201, EPS 12201 |
| Polaris | Polaris Switchback, RMK | 2010 | GYZ20HL, YTX20HL-BS, YTX20L-BS | CT 12201, EPS 12201 |
| Polaris | Polaris FS Wide Track | 2010 | GYZ32HL, YIX30L-BS, YB30L-B | CT 1230, EPS 1230 |
| Polaris | Polaris FS Wide Trak | 2010 | GYZ32HL, YIX30L-BS, YB30L-B | CT 1230, EPS 1230 |
| Polaris | Polaris Wide Track | 2010 | YTX24HL-BS, Y50-N18L-A-CX | CT 1220, EPS 1220 |
| Polaris | Polaris Wide Trak | 2010 | YTX24HL-BS, Y50-N18L-A-CX | CT 1220, EPS 1220 |
| Polaris | Polaris FS/FST, Wide Track | 2009 | GYZ20HL, YTX20HL-BS, YTX20L-BS | CT 12201, EPS 12201 |
| Polaris | Polaris IQ, Shift, Switchback, RMK | 2009 | GYZ20HL, YTX20HL-BS, YTX20L-BS | CT 12201, EPS 12201 |
| Polaris | Polaris Turbo Switchback, Turbo Dragon | 2009 | GYZ20HL, YTX20HL-BS, YTX20L-BS | CT 12201, EPS 12201 |
| Polaris | Polaris FS/FST, Wide Trak | 2009 | GYZ20HL, YTX20HL-BS, YTX20L-BS | CT 12201, EPS 12201 |
| Polaris | Polaris Shift, Switchback, RMK | 2009 | GYZ20HL, YTX20HL-BS, YTX20L-BS | CT 12201, EPS 12201 |
| Polaris | Polaris Turbo LX, IQ | 2009 | GYZ20HL, YTX20HL-BS, YTX20L-BS | CT 12201, EPS 12201 |
| Polaris | Polaris Wide Track | 2009 | YTX24HL-BS, Y50-N18L-A-CX | CT 1220, EPS 1220 |
| Polaris | Polaris Wide Trak | 2009 | YTX24HL-BS, Y50-N18L-A-CX | CT 1220, EPS 1220 |
| Polaris | Polaris Turbo Switchback, Turbo Dragon | 2008 | GYZ20HL, YTX20HL-BS, YTX20L-BS | CT 12201, EPS 12201 |
| Polaris | Polaris FS/FST, Wide Trak | 2008 | GYZ20HL, YTX20HL-BS, YTX20L-BS | CT 12201, EPS 12201 |
| Polaris | Polaris Turbo LX, IQ | 2008 | GYZ20HL, YTX20HL-BS, YTX20L-BS | CT 12201, EPS 12201 |
| Polaris | Polaris FS/FST, Wide Track | 2008 | GYZ20HL, YTX20HL-BS, YTX20L-BS | CT 12201, EPS 12201 |
| Polaris | Polaris Wide Trak | 2008 | YTX24HL-BS, Y50-N18L-A-CX | CT 1220, EPS 1220 |
| Polaris | Polaris Wide Track | 2008 | YTX24HL-BS, Y50-N18L-A-CX | CT 1220, EPS 1220 |
| Polaris | Polaris FS/FST, Wide Trak | 2007 | GYZ20HL, YTX20HL-BS, YTX20L-BS | CT 12201, EPS 12201 |
| Polaris | Polaris Turbo Switchback, Turbo Dragon | 2007 | GYZ20HL, YTX20HL-BS, YTX20L-BS | CT 12201, EPS 12201 |
| Polaris | Polaris FS/FST, Wide Track | 2007 | GYZ20HL, YTX20HL-BS, YTX20L-BS | CT 12201, EPS 12201 |
| Polaris | Polaris Wide Trak | 2007 | YTX24HL-BS, Y50-N18L-A-CX | CT 1220, EPS 1220 |
| Polaris | Polaris Wide Track | 2007 | YTX24HL-BS, Y50-N18L-A-CX | CT 1220, EPS 1220 |
| Polaris | Polaris Turbo Switchback, Turbo Dragon | 2006 | GYZ20HL, YTX20HL-BS, YTX20L-BS | CT 12201, EPS 12201 |
| Polaris | Polaris FS/FST, Wide Trak | 2006 | GYZ20HL, YTX20HL-BS, YTX20L-BS | CT 12201, EPS 12201 |
| Polaris | Polaris FS/FST, Wide Track | 2006 | GYZ20HL, YTX20HL-BS, YTX20L-BS | CT 12201, EPS 12201 |
| Polaris | Polaris Wide Track | 2006 | YTX24HL-BS, Y50-N18L-A-CX | CT 1220, EPS 1220 |
| Polaris | Polaris Wide Trak | 2006 | YTX24HL-BS, Y50-N18L-A-CX | CT 1220, EPS 1220 |

| МАРКА | МОДЕЛЬ СНЕГОХОДА | ДАТА ВЫПУСКА | СООТВЕТСТВИЕ JIS-КОДУ | МОДЕЛЬ DELTA |
|---------|---------------------------------|--------------|---------------------------|-------------------|
| Polaris | Polaris Wide Track | 2005 | YTX24HL-BS, Y50-N18L-A-CX | CT 1220, EPS 1220 |
| Polaris | Polaris Wide Trak | 2005 | YTX24HL-BS, Y50-N18L-A-CX | CT 1220, EPS 1220 |
| Polaris | Polaris Wide Track | 2004 | YTX24HL-BS, Y50-N18L-A-CX | CT 1220, EPS 1220 |
| Polaris | Polaris Wide Trak | 2004 | YTX24HL-BS, Y50-N18L-A-CX | CT 1220, EPS 1220 |
| Polaris | Polaris Wide Trak | 2003 | YTX24HL-BS, Y50-N18L-A-CX | CT 1220, EPS 1220 |
| Polaris | Polaris Wide Track | 2003 | YTX24HL-BS, Y50-N18L-A-CX | CT 1220, EPS 1220 |
| Polaris | Polaris Wide Trak | 2002 | YTX24HL-BS, Y50-N18L-A-CX | CT 1220, EPS 1220 |
| Polaris | Polaris Wide Track | 2002 | YTX24HL-BS, Y50-N18L-A-CX | CT 1220, EPS 1220 |
| Polaris | Polaris Wide Trak | 2001 | YTX24HL-BS, Y50-N18L-A-CX | CT 1220, EPS 1220 |
| Polaris | Polaris Wide Track | 2001 | YTX24HL-BS, Y50-N18L-A-CX | CT 1220, EPS 1220 |
| Polaris | Polaris Wide Track | 2000 | YTX24HL-BS, Y50-N18L-A-CX | CT 1220, EPS 1220 |
| Polaris | Polaris Wide Trak | 2000 | YTX24HL-BS, Y50-N18L-A-CX | CT 1220, EPS 1220 |
| Polaris | Polaris Wide Track | 1999 | YTX24HL-BS, Y50-N18L-A-CX | CT 1220, EPS 1220 |
| Polaris | Polaris Wide Trak | 1999 | YTX24HL-BS, Y50-N18L-A-CX | CT 1220, EPS 1220 |
| Polaris | Polaris Wide Track | 1998 | YTX24HL-BS, Y50-N18L-A-CX | CT 1220, EPS 1220 |
| Polaris | Polaris Wide Trak | 1998 | YTX24HL-BS, Y50-N18L-A-CX | CT 1220, EPS 1220 |
| Polaris | Polaris All EFI (RXL, 500 EFI) | 1997 | YB9A-A | CT 1210 |
| Polaris | Polaris Wide Trak | 1997 | YTX24HL-BS, Y50-N18L-A-CX | CT 1220, EPS 1220 |
| Polaris | Polaris Wide Track | 1997 | YTX24HL-BS, Y50-N18L-A-CX | CT 1220, EPS 1220 |
| Polaris | Polaris All EFI (RXL, 500 EFI) | 1996 | YB9A-A | CT 1210 |
| Polaris | Polaris Wide Track | 1996 | YTX24HL-BS, Y50-N18L-A-CX | CT 1220, EPS 1220 |
| Polaris | Polaris Wide Trak | 1996 | YTX24HL-BS, Y50-N18L-A-CX | CT 1220, EPS 1220 |
| Polaris | Polaris All EFI (RXL, 500 EFI) | 1995 | YB9A-A | CT 1210 |
| Polaris | Polaris Wide Trak | 1995 | YTX24HL-BS, Y50-N18L-A-CX | CT 1220, EPS 1220 |
| Polaris | Polaris Wide Track | 1995 | YTX24HL-BS, Y50-N18L-A-CX | CT 1220, EPS 1220 |
| Polaris | Polaris All EFI (RXL, 500 EFI) | 1994 | YB9A-A | CT 1210 |
| Polaris | Polaris Wide Trak | 1994 | YTX24HL-BS, Y50-N18L-A-CX | CT 1220, EPS 1220 |
| Polaris | Polaris Wide Track | 1994 | YTX24HL-BS, Y50-N18L-A-CX | CT 1220, EPS 1220 |
| Polaris | Polaris All EFI (RXL, 500 EFI) | 1993 | YB9A-A | CT 1210 |
| Polaris | Polaris Wide Track | 1993 | YTX24HL-BS, Y50-N18L-A-CX | CT 1220, EPS 1220 |
| Polaris | Polaris Wide Trak | 1993 | YTX24HL-BS, Y50-N18L-A-CX | CT 1220, EPS 1220 |
| Polaris | Polaris All Electric Start Kits | 1993 | YTX24HL-BS, Y50-N18L-A-CX | CT 1220, EPS 1220 |
| Polaris | Polaris Wide Track | 1992 | YTX24HL-BS, Y50-N18L-A-CX | CT 1220, EPS 1220 |
| Polaris | Polaris All Electric Start Kits | 1992 | YTX24HL-BS, Y50-N18L-A-CX | CT 1220, EPS 1220 |
| Polaris | Polaris Wide Trak | 1992 | YTX24HL-BS, Y50-N18L-A-CX | CT 1220, EPS 1220 |
| Polaris | Polaris Wide Trak | 1991 | YTX24HL-BS, Y50-N18L-A-CX | CT 1220, EPS 1220 |
| Polaris | Polaris Wide Track | 1991 | YTX24HL-BS, Y50-N18L-A-CX | CT 1220, EPS 1220 |
| Polaris | Polaris All Electric Start Kits | 1991 | YTX24HL-BS, Y50-N18L-A-CX | CT 1220, EPS 1220 |
| Polaris | Polaris Indy, Indy Trail | 1991 | YTX24HL-BS, Y50-N18L-A-CX | CT 1220, EPS 1220 |
| Polaris | Polaris Sprint (Electric Start) | 1990 | 53030 | CT 1230, EPS 1230 |
| Polaris | Polaris Indy, Indy Trail | 1990 | YTX24HL-BS, Y50-N18L-A-CX | CT 1220, EPS 1220 |
| Polaris | Polaris Wide Track | 1990 | YTX24HL-BS, Y50-N18L-A-CX | CT 1220, EPS 1220 |
| Polaris | Polaris All Electric Start Kits | 1990 | YTX24HL-BS, Y50-N18L-A-CX | CT 1220, EPS 1220 |
| Polaris | Polaris Wide Trak | 1990 | YTX24HL-BS, Y50-N18L-A-CX | CT 1220, EPS 1220 |
| Polaris | Polaris Sprint (Electric Start) | 1989 | 53030 | CT 1230, EPS 1230 |
| Polaris | Polaris Wide Trak | 1989 | YTX24HL-BS, Y50-N18L-A-CX | CT 1220, EPS 1220 |
| Polaris | Polaris Indy, Indy Trail | 1989 | YTX24HL-BS, Y50-N18L-A-CX | CT 1220, EPS 1220 |
| Polaris | Polaris All Electric Start Kits | 1989 | YTX24HL-BS, Y50-N18L-A-CX | CT 1220, EPS 1220 |
| Polaris | Polaris Wide Track | 1989 | YTX24HL-BS, Y50-N18L-A-CX | CT 1220, EPS 1220 |
| Polaris | Polaris Sprint (Electric Start) | 1988 | 53030 | CT 1230, EPS 1230 |
| Polaris | Polaris Indy, Indy Trail | 1988 | YTX24HL-BS, Y50-N18L-A-CX | CT 1220, EPS 1220 |
| Polaris | Polaris All Electric Start Kits | 1988 | YTX24HL-BS, Y50-N18L-A-CX | CT 1220, EPS 1220 |
| Polaris | Polaris Sprint (Electric Start) | 1987 | 53030 | CT 1230, EPS 1230 |
| Polaris | Polaris Indy, Indy Trail | 1987 | YTX24HL-BS, Y50-N18L-A-CX | CT 1220, EPS 1220 |
| Polaris | Polaris All Electric Start Kits | 1987 | YTX24HL-BS, Y50-N18L-A-CX | CT 1220, EPS 1220 |
| Polaris | Polaris Sprint (Electric Start) | 1986 | 53030 | CT 1230, EPS 1230 |
| Polaris | Polaris All Electric Start Kits | 1986 | YTX24HL-BS, Y50-N18L-A-CX | CT 1220, EPS 1220 |

| МАРКА | МОДЕЛЬ СНЕГОХОДА | ДАТА ВЫПУСКА | СООТВЕТСТВИЕ JIS-КОДУ | МОДЕЛЬ DELTA |
|---------------|---------------------------------|--------------|--------------------------------|---------------------|
| Polaris | Polaris Indy, Indy Trail | 1986 | YTX24HL-BS, Y50-N18L-A-CX | CT 1220, EPS 1220 |
| Polaris | Polaris All Electric Start Kits | 1985 | YTX24HL-BS, Y50-N18L-A-CX | CT 1220, EPS 1220 |
| Polaris | Polaris Indy, Indy Trail | 1985 | YTX24HL-BS, Y50-N18L-A-CX | CT 1220, EPS 1220 |
| Polaris | Polaris Indy, Indy Trail | 1984 | YTX24HL-BS, Y50-N18L-A-CX | CT 1220, EPS 1220 |
| STELS | | | | |
| STELS | S600 Ермак | | YTX20HL-BS, YTX20L-BS | CT 12201, EPS 12201 |
| STELS | S600L Ермак | | YTX20HL-BS, YTX20L-BS | CT 12201, EPS 12201 |
| STELS | Viking S600 ST | | YTX20HL-BS, YTX20L-BS | CT 12201, EPS 12201 |
| STELS | Viking S600 | | YTX20HL-BS, YTX20L-BS | CT 12201, EPS 12201 |
| STELS | 800L Ермак | | YTX20HL-BS, YTX20L-BS | CT 12201, EPS 12201 |
| STELS | Viking S800 Росомаха | | YTX20HL-BS, YTX20L-BS | CT 12201, EPS 12201 |
| STELS | Viking S800 Viking | | YTX20HL-BS, YTX20L-BS | CT 12201, EPS 12201 |
| YAMAHA | | | | |
| Yamaha | RS Venture | 2020 | GYZ20HL, YTX20HL-BS, YTX20L-BS | CT 12201, EPS 12201 |
| Yamaha | VK Professional II | 2020 | GYZ20HL, YTX20HL-BS, YTX20L-BS | CT 12201, EPS 12201 |
| Yamaha | VK540 | 2020 | YB16AL-A2 | CT 1216 |
| Yamaha | Sidewinder (All Models) | 2019 | GYZ20H, YTX20H-BS | CT 1218, EPS 1218 |
| Yamaha | SR VIPER L/M/R/S/X | 2019 | GYZ20H, YTX20H-BS, YTX20-BS | CT 1218, EPS 1218 |
| Yamaha | VK Professional II | 2019 | GYZ20HL, YTX20HL-BS, YTX20L-BS | CT 12201, EPS 12201 |
| Yamaha | RS Venture | 2019 | GYZ20HL, YTX20HL-BS, YTX20L-BS | CT 12201, EPS 12201 |
| Yamaha | VK540 | 2019 | YB16AL-A2 | CT 1216 |
| Yamaha | SXR2 Sno-Scout | 2019 | YTX7L-BS | CT 1207.1 |
| Yamaha | Phazer, All Models | 2018 | GYZ16H, YTX14H-BS, YTX14-BS | CT 1214, EPS 1214 |
| Yamaha | Apex | 2018 | GYZ16H, YTX14H-BS, YTX14-BS | CT 1214, EPS 1214 |
| Yamaha | Venture Lite, MP, RS | 2018 | GYZ16H, YTX14H-BS, YTX14-BS | CT 1214, EPS 1214 |
| Yamaha | Sidewinder (All Models) | 2018 | GYZ20H, YTX20H-BS | CT 1218, EPS 1218 |
| Yamaha | SR VIPER L/M/R/S/X | 2018 | GYZ20H, YTX20H-BS, YTX20-BS | CT 1218, EPS 1218 |
| Yamaha | VK Professional II | 2018 | GYZ20HL, YTX20HL-BS, YTX20L-BS | CT 12201, EPS 12201 |
| Yamaha | (RS) Vector all models | 2018 | GYZ20HL, YTX20HL-BS, YTX20L-BS | CT 12201, EPS 12201 |
| Yamaha | RS Venture | 2018 | GYZ20HL, YTX20HL-BS, YTX20L-BS | CT 12201, EPS 12201 |
| Yamaha | VK540 | 2018 | YB16AL-A2 | CT 1216 |
| Yamaha | Phazer, All Models | 2017 | GYZ16H, YTX14H-BS, YTX14-BS | CT 1214, EPS 1214 |
| Yamaha | Venture Lite, MP, RS | 2017 | GYZ16H, YTX14H-BS, YTX14-BS | CT 1214, EPS 1214 |
| Yamaha | Apex | 2017 | GYZ16H, YTX14H-BS, YTX14-BS | CT 1214, EPS 1214 |
| Yamaha | Sidewinder (All Models) | 2017 | GYZ20H, YTX20H-BS | CT 1218, EPS 1218 |
| Yamaha | SR VIPER L/M/R/S/X | 2017 | GYZ20H, YTX20H-BS, YTX20-BS | CT 1218, EPS 1218 |
| Yamaha | (RS) Vector all models | 2017 | GYZ20HL, YTX20HL-BS, YTX20L-BS | CT 12201, EPS 12201 |
| Yamaha | RS Venture | 2017 | GYZ20HL, YTX20HL-BS, YTX20L-BS | CT 12201, EPS 12201 |
| Yamaha | VK Professional II | 2017 | GYZ20HL, YTX20HL-BS, YTX20L-BS | CT 12201, EPS 12201 |
| Yamaha | Venture Lite, MP, RS | 2016 | GYZ16H, YTX14H-BS, YTX14-BS | CT 1214, EPS 1214 |
| Yamaha | Phazer, All Models | 2016 | GYZ16H, YTX14H-BS, YTX14-BS | CT 1214, EPS 1214 |
| Yamaha | Apex | 2016 | GYZ16H, YTX14H-BS, YTX14-BS | CT 1214, EPS 1214 |
| Yamaha | SR VIPER L/M/R/S/X | 2016 | GYZ20H, YTX20H-BS, YTX20-BS | CT 1218, EPS 1218 |
| Yamaha | (RS) Vector all models | 2016 | GYZ20HL, YTX20HL-BS, YTX20L-BS | CT 12201, EPS 12201 |
| Yamaha | RS Venture | 2016 | GYZ20HL, YTX20HL-BS, YTX20L-BS | CT 12201, EPS 12201 |
| Yamaha | VK Professional II | 2016 | GYZ20HL, YTX20HL-BS, YTX20L-BS | CT 12201, EPS 12201 |
| Yamaha | Apex | 2015 | GYZ16H, YTX14H-BS, YTX14-BS | CT 1214, EPS 1214 |
| Yamaha | Phazer, All Models | 2015 | GYZ16H, YTX14H-BS, YTX14-BS | CT 1214, EPS 1214 |
| Yamaha | Venture Lite, MP, RS | 2015 | GYZ16H, YTX14H-BS, YTX14-BS | CT 1214, EPS 1214 |
| Yamaha | SR VIPER L/M/R/S/X | 2015 | GYZ20H, YTX20H-BS, YTX20-BS | CT 1218, EPS 1218 |
| Yamaha | RS Viking Professional, VK Pro | 2015 | GYZ20HL, YTX20HL-BS, YTX20L-BS | CT 12201, EPS 12201 |
| Yamaha | (RS) Vector all models | 2015 | GYZ20HL, YTX20HL-BS, YTX20L-BS | CT 12201, EPS 12201 |
| Yamaha | RS Venture | 2015 | GYZ20HL, YTX20HL-BS, YTX20L-BS | CT 12201, EPS 12201 |
| Yamaha | Apex | 2014 | GYZ16H, YTX14H-BS, YTX14-BS | CT 1214, EPS 1214 |
| Yamaha | Phazer, All Models | 2014 | GYZ16H, YTX14H-BS, YTX14-BS | CT 1214, EPS 1214 |
| Yamaha | Venture Lite, MP, RS | 2014 | GYZ16H, YTX14H-BS, YTX14-BS | CT 1214, EPS 1214 |

| МАРКА | МОДЕЛЬ СНЕГОХОДА | ДАТА ВЫПУСКА | СООТВЕТСТВИЕ JIS-КОДУ | МОДЕЛЬ DELTA |
|--------|--------------------------------|--------------|--------------------------------|---------------------|
| Yamaha | SR VIPER L/M/R/S/X | 2014 | GYZ20H, YTX20H-BS, YTX20-BS | CT 1218, EPS 1218 |
| Yamaha | RS Viking Professional, VK Pro | 2014 | GYZ20HL, YTX20HL-BS, YTX20L-BS | CT 12201, EPS 12201 |
| Yamaha | RS Venture | 2014 | GYZ20HL, YTX20HL-BS, YTX20L-BS | CT 12201, EPS 12201 |
| Yamaha | FX Nytro | 2014 | GYZ20HL, YTX20HL-BS, YTX20L-BS | CT 12201, EPS 12201 |
| Yamaha | RS1000S, GT, RS | 2014 | GYZ20HL, YTX20HL-BS, YTX20L-BS | CT 12201, EPS 12201 |
| Yamaha | (RS) Vector all models | 2014 | GYZ20HL, YTX20HL-BS, YTX20L-BS | CT 12201, EPS 12201 |
| Yamaha | Apex | 2013 | GYZ16H, YTX14H-BS, YTX14-BS | CT 1214, EPS 1214 |
| Yamaha | Phazer, All Models | 2013 | GYZ16H, YTX14H-BS, YTX14-BS | CT 1214, EPS 1214 |
| Yamaha | Venture Lite, MP, RS | 2013 | GYZ16H, YTX14H-BS, YTX14-BS | CT 1214, EPS 1214 |
| Yamaha | RS Venture | 2013 | GYZ20HL, YTX20HL-BS, YTX20L-BS | CT 12201, EPS 12201 |
| Yamaha | RS1000S, GT, RS | 2013 | GYZ20HL, YTX20HL-BS, YTX20L-BS | CT 12201, EPS 12201 |
| Yamaha | FX Nytro | 2013 | GYZ20HL, YTX20HL-BS, YTX20L-BS | CT 12201, EPS 12201 |
| Yamaha | RS Viking Professional, VK Pro | 2013 | GYZ20HL, YTX20HL-BS, YTX20L-BS | CT 12201, EPS 12201 |
| Yamaha | (RS) Vector all models | 2013 | GYZ20HL, YTX20HL-BS, YTX20L-BS | CT 12201, EPS 12201 |
| Yamaha | Apex | 2012 | GYZ16H, YTX14H-BS, YTX14-BS | CT 1214, EPS 1214 |
| Yamaha | Venture Lite, MP, RS | 2012 | GYZ16H, YTX14H-BS, YTX14-BS | CT 1214, EPS 1214 |
| Yamaha | Phazer, All Models | 2012 | GYZ16H, YTX14H-BS, YTX14-BS | CT 1214, EPS 1214 |
| Yamaha | RS1000S, GT, RS | 2012 | GYZ20HL, YTX20HL-BS, YTX20L-BS | CT 12201, EPS 12201 |
| Yamaha | FX Nytro | 2012 | GYZ20HL, YTX20HL-BS, YTX20L-BS | CT 12201, EPS 12201 |
| Yamaha | RS Venture | 2012 | GYZ20HL, YTX20HL-BS, YTX20L-BS | CT 12201, EPS 12201 |
| Yamaha | RS Viking Professional, VK Pro | 2012 | GYZ20HL, YTX20HL-BS, YTX20L-BS | CT 12201, EPS 12201 |
| Yamaha | (RS) Vector all models | 2012 | GYZ20HL, YTX20HL-BS, YTX20L-BS | CT 12201, EPS 12201 |
| Yamaha | Apex | 2011 | GYZ16H, YTX14H-BS, YTX14-BS | CT 1214, EPS 1214 |
| Yamaha | Venture Lite, MP, RS | 2011 | GYZ16H, YTX14H-BS, YTX14-BS | CT 1214, EPS 1214 |
| Yamaha | Phazer, All Models | 2011 | GYZ16H, YTX14H-BS, YTX14-BS | CT 1214, EPS 1214 |
| Yamaha | (RS) Vector all models | 2011 | GYZ20HL, YTX20HL-BS, YTX20L-BS | CT 12201, EPS 12201 |
| Yamaha | RS Venture | 2011 | GYZ20HL, YTX20HL-BS, YTX20L-BS | CT 12201, EPS 12201 |
| Yamaha | RS1000S, GT, RS | 2011 | GYZ20HL, YTX20HL-BS, YTX20L-BS | CT 12201, EPS 12201 |
| Yamaha | FX Nytro | 2011 | GYZ20HL, YTX20HL-BS, YTX20L-BS | CT 12201, EPS 12201 |
| Yamaha | RS Viking Professional, VK Pro | 2011 | GYZ20HL, YTX20HL-BS, YTX20L-BS | CT 12201, EPS 12201 |
| Yamaha | Apex | 2010 | GYZ16H, YTX14H-BS, YTX14-BS | CT 1214, EPS 1214 |
| Yamaha | Phazer, All Models | 2010 | GYZ16H, YTX14H-BS, YTX14-BS | CT 1214, EPS 1214 |
| Yamaha | Venture Lite, MP, RS | 2010 | GYZ16H, YTX14H-BS, YTX14-BS | CT 1214, EPS 1214 |
| Yamaha | RS Viking Professional, VK Pro | 2010 | GYZ20HL, YTX20HL-BS, YTX20L-BS | CT 12201, EPS 12201 |
| Yamaha | (RS) Vector all models | 2010 | GYZ20HL, YTX20HL-BS, YTX20L-BS | CT 12201, EPS 12201 |
| Yamaha | RS1000S, GT, RS | 2010 | GYZ20HL, YTX20HL-BS, YTX20L-BS | CT 12201, EPS 12201 |
| Yamaha | FX Nytro | 2010 | GYZ20HL, YTX20HL-BS, YTX20L-BS | CT 12201, EPS 12201 |
| Yamaha | RS Venture | 2010 | GYZ20HL, YTX20HL-BS, YTX20L-BS | CT 12201, EPS 12201 |
| Yamaha | Phazer, All Models | 2009 | GYZ16H, YTX14H-BS, YTX14-BS | CT 1214, EPS 1214 |
| Yamaha | Venture Lite, MP, RS | 2009 | GYZ16H, YTX14H-BS, YTX14-BS | CT 1214, EPS 1214 |
| Yamaha | Apex | 2009 | GYZ16H, YTX14H-BS, YTX14-BS | CT 1214, EPS 1214 |
| Yamaha | FX Nytro | 2009 | GYZ20HL, YTX20HL-BS, YTX20L-BS | CT 12201, EPS 12201 |
| Yamaha | RS1000S, GT, RS | 2009 | GYZ20HL, YTX20HL-BS, YTX20L-BS | CT 12201, EPS 12201 |
| Yamaha | (RS) Vector all models | 2009 | GYZ20HL, YTX20HL-BS, YTX20L-BS | CT 12201, EPS 12201 |
| Yamaha | RS Viking Professional, VK Pro | 2009 | GYZ20HL, YTX20HL-BS, YTX20L-BS | CT 12201, EPS 12201 |
| Yamaha | RS Venture | 2009 | GYZ20HL, YTX20HL-BS, YTX20L-BS | CT 12201, EPS 12201 |
| Yamaha | Venture Lite, MP, RS | 2008 | GYZ16H, YTX14H-BS, YTX14-BS | CT 1214, EPS 1214 |
| Yamaha | Phazer, All Models | 2008 | GYZ16H, YTX14H-BS, YTX14-BS | CT 1214, EPS 1214 |
| Yamaha | Apex | 2008 | GYZ16H, YTX14H-BS, YTX14-BS | CT 1214, EPS 1214 |
| Yamaha | (RS) Vector all models | 2008 | GYZ20HL, YTX20HL-BS, YTX20L-BS | CT 12201, EPS 12201 |
| Yamaha | RS Viking Professional, VK Pro | 2008 | GYZ20HL, YTX20HL-BS, YTX20L-BS | CT 12201, EPS 12201 |
| Yamaha | RS Venture | 2008 | GYZ20HL, YTX20HL-BS, YTX20L-BS | CT 12201, EPS 12201 |
| Yamaha | FX Nytro | 2008 | GYZ20HL, YTX20HL-BS, YTX20L-BS | CT 12201, EPS 12201 |
| Yamaha | RS1000S, GT, RS | 2008 | GYZ20HL, YTX20HL-BS, YTX20L-BS | CT 12201, EPS 12201 |
| Yamaha | Phazer, All Models | 2007 | GYZ16H, YTX14H-BS, YTX14-BS | CT 1214, EPS 1214 |
| Yamaha | Attak, GT | 2007 | GYZ16H, YTX14H-BS, YTX14-BS | CT 1214, EPS 1214 |
| Yamaha | Apex | 2007 | GYZ16H, YTX14H-BS, YTX14-BS | CT 1214, EPS 1214 |

| МАРКА | МОДЕЛЬ СНЕГОХОДА | ДАТА ВЫПУСКА | СООТВЕТСТВИЕ JIS-КОДУ | МОДЕЛЬ DELTA |
|--------|--------------------------------|--------------|-----------------------------------|---------------------|
| Yamaha | Venture Lite, MP, RS | 2007 | GYZ16H, YTX14H-BS, YTX14-BS | CT 1214, EPS 1214 |
| Yamaha | RS Viking Professional, VK Pro | 2007 | GYZ20HL, YTX20HL-BS, YTX20L-BS | CT 12201, EPS 12201 |
| Yamaha | (RS) Vector all models | 2007 | GYZ20HL, YTX20HL-BS, YTX20L-BS | CT 12201, EPS 12201 |
| Yamaha | RS1000S, GT, RS | 2007 | GYZ20HL, YTX20HL-BS, YTX20L-BS | CT 12201, EPS 12201 |
| Yamaha | Nytro | 2007 | GYZ20HL, YTX20HL-BS, YTX20L-BS | CT 12201, EPS 12201 |
| Yamaha | RS Venture | 2007 | GYZ20HL, YTX20HL-BS, YTX20L-BS | CT 12201, EPS 12201 |
| Yamaha | Attak, GT | 2006 | GYZ16H, YTX14H-BS, YTX14-BS | CT 1214, EPS 1214 |
| Yamaha | Apex | 2006 | GYZ16H, YTX14H-BS, YTX14-BS | CT 1214, EPS 1214 |
| Yamaha | (RS) Vector all models | 2006 | GYZ20HL, YTX20HL-BS, YTX20L-BS | CT 12201, EPS 12201 |
| Yamaha | RS Venture | 2006 | GYZ20HL, YTX20HL-BS, YTX20L-BS | CT 12201, EPS 12201 |
| Yamaha | Nytro | 2006 | GYZ20HL, YTX20HL-BS, YTX20L-BS | CT 12201, EPS 12201 |
| Yamaha | RS Viking Professional, VK Pro | 2006 | GYZ20HL, YTX20HL-BS, YTX20L-BS | CT 12201, EPS 12201 |
| Yamaha | RS1000S, GT, RS | 2006 | GYZ20HL, YTX20HL-BS, YTX20L-BS | CT 12201, EPS 12201 |
| Yamaha | VT600 Venture 600 | 2006 | YTX24HL-BS, Y50-N18L-A-CX | CT 1220, EPS 1220 |
| Yamaha | SXV700ER SXViper ER | 2005 | GYZ20H, YTX24HL-BS, Y50-N18L-A-CX | CT 1220, EPS 1220 |
| Yamaha | RS Venture | 2005 | GYZ20HL, YTX20HL-BS, YTX20L-BS | CT 12201, EPS 12201 |
| Yamaha | (RS) Vector all models | 2005 | GYZ20HL, YTX20HL-BS, YTX20L-BS | CT 12201, EPS 12201 |
| Yamaha | RX1000R RX (All Models) | 2005 | GYZ20HL, YTX20HL-BS, YTX20L-BS | CT 12201, EPS 12201 |
| Yamaha | VK540E, M, II, III | 2005 | YB16AL-A2 | CT 1216 |
| Yamaha | VT600 Venture 600 | 2005 | YTX24HL-BS, Y50-N18L-A-CX | CT 1220, EPS 1220 |
| Yamaha | SXV700ER SXViper ER | 2004 | GYZ20H, YTX24HL-BS, Y50-N18L-A-CX | CT 1220, EPS 1220 |
| Yamaha | RX1000R RX (All Models) | 2004 | GYZ20HL, YTX20HL-BS, YTX20L-BS | CT 12201, EPS 12201 |
| Yamaha | VK540E, M, II, III | 2004 | YB16AL-A2 | CT 1216 |
| Yamaha | VT600 Venture 600 | 2004 | YTX24HL-BS, Y50-N18L-A-CX | CT 1220, EPS 1220 |
| Yamaha | VT700 Venture 700 | 2004 | YTX24HL-BS, Y50-N18L-A-CX | CT 1220, EPS 1220 |
| Yamaha | SXV700ER SXViper ER | 2003 | GYZ20H, YTX24HL-BS, Y50-N18L-A-CX | CT 1220, EPS 1220 |
| Yamaha | VX600ER Vmax 600 ER | 2003 | GYZ20H, YTX24HL-BS, Y50-N18L-A-CX | CT 1220, EPS 1220 |
| Yamaha | RX1000R RX (All Models) | 2003 | GYZ20HL, YTX20HL-BS, YTX20L-BS | CT 12201, EPS 12201 |
| Yamaha | VK540E, M, II, III | 2003 | YB16AL-A2 | CT 1216 |
| Yamaha | VT700 Venture 700 | 2003 | YTX24HL-BS, Y50-N18L-A-CX | CT 1220, EPS 1220 |
| Yamaha | VT600 Venture 600 | 2003 | YTX24HL-BS, Y50-N18L-A-CX | CT 1220, EPS 1220 |
| Yamaha | SXV700ER SXViper ER | 2002 | GYZ20H, YTX24HL-BS, Y50-N18L-A-CX | CT 1220, EPS 1220 |
| Yamaha | VX600ER Vmax 600 ER | 2002 | GYZ20H, YTX24HL-BS, Y50-N18L-A-CX | CT 1220, EPS 1220 |
| Yamaha | VX700ER Vmax 700 ER | 2002 | GYZ20H, YTX24HL-BS, Y50-N18L-A-CX | CT 1220, EPS 1220 |
| Yamaha | VK540E, M, II, III | 2002 | YB16AL-A2 | CT 1216 |
| Yamaha | VT700 Venture 700 | 2002 | YTX24HL-BS, Y50-N18L-A-CX | CT 1220, EPS 1220 |
| Yamaha | VT600 Venture 600 | 2002 | YTX24HL-BS, Y50-N18L-A-CX | CT 1220, EPS 1220 |
| Yamaha | VX700ER Vmax 700 ER | 2001 | GYZ20H, YTX24HL-BS, Y50-N18L-A-CX | CT 1220, EPS 1220 |
| Yamaha | VK540E, M, II, III | 2001 | YB16AL-A2 | CT 1216 |
| Yamaha | VT500 Venture 500 | 2001 | YB16AL-A2 | CT 1216 |
| Yamaha | VX500E, F, DX, ST Vmax | 2001 | YB16AL-A2 | CT 1216 |
| Yamaha | VX600DX Vmax 600 Deluxe | 2001 | YTX24HL-BS, Y50-N18L-A-CX | CT 1220, EPS 1220 |
| Yamaha | VT700 Venture 700 | 2001 | YTX24HL-BS, Y50-N18L-A-CX | CT 1220, EPS 1220 |
| Yamaha | VT600 Venture 600 | 2001 | YTX24HL-BS, Y50-N18L-A-CX | CT 1220, EPS 1220 |
| Yamaha | VK540E, M, II, III | 2000 | YB16AL-A2 | CT 1216 |
| Yamaha | VT500 Venture 500 | 2000 | YB16AL-A2 | CT 1216 |
| Yamaha | VT500 Venture 500 XL | 2000 | YB16AL-A2 | CT 1216 |
| Yamaha | VX500E, F, DX, ST Vmax | 2000 | YB16AL-A2 | CT 1216 |
| Yamaha | CS340 Ovation Deluxe/LE | 2000 | YTX14AHL-BS, YB14L-A2 | CT 1214.1 |
| Yamaha | VT700 Venture 700 | 2000 | YTX24HL-BS, Y50-N18L-A-CX | CT 1220, EPS 1220 |
| Yamaha | VX600DX Vmax 600 Deluxe | 2000 | YTX24HL-BS, Y50-N18L-A-CX | CT 1220, EPS 1220 |
| Yamaha | VT600 Venture 600 | 2000 | YTX24HL-BS, Y50-N18L-A-CX | CT 1220, EPS 1220 |
| Yamaha | VX700DX Vmax 700 Deluxe | 2000 | YTX24HL-BS, Y50-N18L-A-CX | CT 1220, EPS 1220 |
| Yamaha | VT500 Venture 500 XL | 1999 | YB16AL-A2 | CT 1216 |
| Yamaha | VT500 Venture 500 | 1999 | YB16AL-A2 | CT 1216 |
| Yamaha | VK540E, M, II, III | 1999 | YB16AL-A2 | CT 1216 |
| Yamaha | VX500E, F, DX, ST Vmax | 1999 | YB16AL-A2 | CT 1216 |

| МАРКА | МОДЕЛЬ СНЕГОХОДА | ДАТА ВЫПУСКА | СООТВЕТСТВИЕ JIS-КОДУ | МОДЕЛЬ DELTA |
|--------|-------------------------------|--------------|---------------------------|-------------------|
| Yamaha | CS340 Ovation Deluxe/LE | 1999 | YTX14AHL-BS, YB14L-A2 | CT 1214.1 |
| Yamaha | VT600 Venture 600 | 1999 | YTX24HL-BS, Y50-N18L-A-CX | CT 1220, EPS 1220 |
| Yamaha | VX700DX Vmax 700 Deluxe | 1999 | YTX24HL-BS, Y50-N18L-A-CX | CT 1220, EPS 1220 |
| Yamaha | VT700 Venture 700 | 1999 | YTX24HL-BS, Y50-N18L-A-CX | CT 1220, EPS 1220 |
| Yamaha | VX600DX Vmax 600 Deluxe | 1999 | YTX24HL-BS, Y50-N18L-A-CX | CT 1220, EPS 1220 |
| Yamaha | VX600XTC Vmax 600 XTC | 1998 | YB16AL-A2 | CT 1216 |
| Yamaha | VT500 Venture 500 | 1998 | YB16AL-A2 | CT 1216 |
| Yamaha | VT600 Venture 600 | 1998 | YB16AL-A2 | CT 1216 |
| Yamaha | VK540E, M, II, III | 1998 | YB16AL-A2 | CT 1216 |
| Yamaha | VX500E, F, DX, ST Vmax | 1998 | YB16AL-A2 | CT 1216 |
| Yamaha | CS340 Ovation Deluxe/LE | 1998 | YTX14AHL-BS, YB14L-A2 | CT 1214.1 |
| Yamaha | PZ480E Phazer II LE, SS | 1998 | YTX14AHL-BS, YB14L-A2 | CT 1214.1 |
| Yamaha | VT480TR Venture TR Electric | 1998 | YTX14AHL-BS, YB14L-A2 | CT 1214.1 |
| Yamaha | VX700XTCD Vmax 700 XTC Deluxe | 1998 | YTX24HL-BS, Y50-N18L-A-CX | CT 1220, EPS 1220 |
| Yamaha | VT700 Venture 700 | 1998 | YTX24HL-BS, Y50-N18L-A-CX | CT 1220, EPS 1220 |
| Yamaha | VK540E, M, II, III | 1997 | YB16AL-A2 | CT 1216 |
| Yamaha | VX600XTC Vmax 600 XTC | 1997 | YB16AL-A2 | CT 1216 |
| Yamaha | VT500 Venture 500 | 1997 | YB16AL-A2 | CT 1216 |
| Yamaha | VX500E, F, DX, ST Vmax | 1997 | YB16AL-A2 | CT 1216 |
| Yamaha | VT600 Venture 600 | 1997 | YB16AL-A2 | CT 1216 |
| Yamaha | CS340 Ovation Deluxe/LE | 1997 | YTX14AHL-BS, YB14L-A2 | CT 1214.1 |
| Yamaha | PZ480E Phazer II LE, SS | 1997 | YTX14AHL-BS, YB14L-A2 | CT 1214.1 |
| Yamaha | VT480 Venture XL | 1997 | YTX14AHL-BS, YB14L-A2 | CT 1214.1 |
| Yamaha | VX600E/DX Vmax 600 LE/DX | 1996 | YB16AL-A2 | CT 1216 |
| Yamaha | VX500E, F, DX, ST Vmax | 1996 | YB16AL-A2 | CT 1216 |
| Yamaha | VK540E, M, II, III | 1996 | YB16AL-A2 | CT 1216 |
| Yamaha | PZ480E Phazer II LE, SS | 1996 | YTX14AHL-BS, YB14L-A2 | CT 1214.1 |
| Yamaha | CS340 Ovation Deluxe/LE | 1996 | YTX14AHL-BS, YB14L-A2 | CT 1214.1 |
| Yamaha | VT480 Venture XL | 1996 | YTX14AHL-BS, YB14L-A2 | CT 1214.1 |
| Yamaha | VX500E, F, DX, ST Vmax | 1995 | YB16AL-A2 | CT 1216 |
| Yamaha | VK540E, M, II, III | 1995 | YB16AL-A2 | CT 1216 |
| Yamaha | VX600E/DX Vmax 600 LE/DX | 1995 | YB16AL-A2 | CT 1216 |
| Yamaha | PZ480E Phazer II LE, SS | 1995 | YTX14AHL-BS, YB14L-A2 | CT 1214.1 |
| Yamaha | CS340 Ovation Deluxe/LE | 1995 | YTX14AHL-BS, YB14L-A2 | CT 1214.1 |
| Yamaha | VT480 Venture XL | 1995 | YTX14AHL-BS, YB14L-A2 | CT 1214.1 |
| Yamaha | VX500E, F, DX, ST Vmax | 1994 | YB16AL-A2 | CT 1216 |
| Yamaha | VK540E, M, II, III | 1994 | YB16AL-A2 | CT 1216 |
| Yamaha | VX600E/DX Vmax 600 LE/DX | 1994 | YB16AL-A2 | CT 1216 |
| Yamaha | VT480 Venture XL | 1994 | YTX14AHL-BS, YB14L-A2 | CT 1214.1 |
| Yamaha | PZ480E Phazer II LE, SS | 1994 | YTX14AHL-BS, YB14L-A2 | CT 1214.1 |
| Yamaha | CS340 Ovation Deluxe/LE | 1994 | YTX14AHL-BS, YB14L-A2 | CT 1214.1 |
| Yamaha | EX570E Exciter, II LE, Deluxe | 1993 | YB16AL-A2 | CT 1216 |
| Yamaha | VK540E, M, II, III | 1993 | YB16AL-A2 | CT 1216 |
| Yamaha | CS340 Ovation Deluxe/LE | 1993 | YTX14AHL-BS, YB14L-A2 | CT 1214.1 |
| Yamaha | VT480 Venture XL | 1993 | YTX14AHL-BS, YB14L-A2 | CT 1214.1 |
| Yamaha | VT480 Venture GT | 1993 | YTX14AHL-BS, YB14L-A2 | CT 1214.1 |
| Yamaha | PZ480E Phazer II LE, SS | 1993 | YTX14AHL-BS, YB14L-A2 | CT 1214.1 |
| Yamaha | VK540E, M, II, III | 1992 | YB16AL-A2 | CT 1216 |
| Yamaha | EX570E Exciter, II LE, Deluxe | 1992 | YB16AL-A2 | CT 1216 |
| Yamaha | CS340 Ovation Deluxe/LE | 1992 | YTX14AHL-BS, YB14L-A2 | CT 1214.1 |
| Yamaha | VT480 Venture GT | 1992 | YTX14AHL-BS, YB14L-A2 | CT 1214.1 |
| Yamaha | PZ480E Phazer II LE, SS | 1992 | YTX14AHL-BS, YB14L-A2 | CT 1214.1 |
| Yamaha | VT480 Venture XL | 1992 | YTX14AHL-BS, YB14L-A2 | CT 1214.1 |
| Yamaha | EX570E Exciter, II LE, Deluxe | 1991 | YB16AL-A2 | CT 1216 |
| Yamaha | VK540E, M, II, III | 1991 | YB16AL-A2 | CT 1216 |
| Yamaha | SV125E Sno-Sport | 1991 | YTX14AHL-BS, YB14L-A2 | CT 1214.1 |
| Yamaha | VT480 Venture XL | 1991 | YTX14AHL-BS, YB14L-A2 | CT 1214.1 |

| МАРКА | МОДЕЛЬ СНЕГОХОДА | ДАТА ВЫПУСКА | СООТВЕТСТВИЕ JIS-КОДУ | МОДЕЛЬ DELTA |
|------------------|-------------------------------|--------------|---------------------------------------|-------------------|
| Yamaha | PZ480E Phazer II LE, SS | 1991 | YTX14AHL-BS, YB14L-A2 | CT 1214.1 |
| Yamaha | CS340 Ovation Deluxe/LE | 1991 | YTX14AHL-BS, YB14L-A2 | CT 1214.1 |
| Yamaha | CF300 Inviter | 1990 | YB16AL-A2 | CT 1216 |
| Yamaha | VK540E, M, II, III | 1990 | YB16AL-A2 | CT 1216 |
| Yamaha | XL540 XLV | 1990 | YB16AL-A2 | CT 1216 |
| Yamaha | EX570E Exciter, II LE, Deluxe | 1990 | YB16AL-A2 | CT 1216 |
| Yamaha | CS340 Ovation Deluxe/LE | 1990 | YTX14AHL-BS, YB14L-A2 | CT 1214.1 |
| Yamaha | SV125E Sno-Sport | 1990 | YTX14AHL-BS, YB14L-A2 | CT 1214.1 |
| Yamaha | PZ480E Phazer II LE, SS | 1990 | YTX14AHL-BS, YB14L-A2 | CT 1214.1 |
| Yamaha | EX570E Exciter, II LE, Deluxe | 1989 | YB16AL-A2 | CT 1216 |
| Yamaha | XL540 XLV | 1989 | YB16AL-A2 | CT 1216 |
| Yamaha | CF300 Inviter | 1989 | YB16AL-A2 | CT 1216 |
| Yamaha | VK540E, M, II, III | 1989 | YB16AL-A2 | CT 1216 |
| Yamaha | PZ480E Phazer Deluxe | 1989 | YTX14AHL-BS, YB14L-A2 | CT 1214.1 |
| Yamaha | CS340 Ovation Deluxe/LE | 1989 | YTX14AHL-BS, YB14L-A2 | CT 1214.1 |
| Yamaha | CF300 Inviter | 1988 | YB16AL-A2 | CT 1216 |
| Yamaha | VK540E, M, II, III | 1988 | YB16AL-A2 | CT 1216 |
| Yamaha | EX570E Exciter, II LE, Deluxe | 1988 | YB16AL-A2 | CT 1216 |
| Yamaha | XL540 XLV | 1988 | YB16AL-A2 | CT 1216 |
| Yamaha | PZ480E Phazer Deluxe | 1988 | YTX14AHL-BS, YB14L-A2 | CT 1214.1 |
| Yamaha | EC340 Excel III | 1988 | YTX14AHL-BS, YB14L-A2 | CT 1214.1 |
| Yamaha | XL540 XLV | 1987 | YB16AL-A2 | CT 1216 |
| Yamaha | CF300 Inviter | 1987 | YB16AL-A2 | CT 1216 |
| Yamaha | EC340 Excel III | 1987 | YTX14AHL-BS, YB14L-A2 | CT 1214.1 |
| Yamaha | PZ480E Phazer Deluxe | 1987 | YTX14AHL-BS, YB14L-A2 | CT 1214.1 |
| Yamaha | CF300 Inviter | 1986 | YB16AL-A2 | CT 1216 |
| Yamaha | XL540 XLV | 1986 | YB16AL-A2 | CT 1216 |
| Yamaha | PZ480E Phazer Deluxe | 1986 | YTX14AHL-BS, YB14L-A2 | CT 1214.1 |
| Yamaha | EC340 Excel III | 1986 | YTX14AHL-BS, YB14L-A2 | CT 1214.1 |
| Yamaha | XL540 XLV | 1985 | YB16AL-A2 | CT 1216 |
| Yamaha | PZ480E Phazer Deluxe | 1985 | YTX14AHL-BS, YB14L-A2 | CT 1214.1 |
| Yamaha | EC340 Excel III | 1985 | YTX14AHL-BS, YB14L-A2 | CT 1214.1 |
| Yamaha | PZ480E Phazer Deluxe | 1984 | YTX14AHL-BS, YB14L-A2 | CT 1214.1 |
| Yamaha | EC340 Excel III | 1984 | YTX14AHL-BS, YB14L-A2 | CT 1214.1 |
| Yamaha | EC340 Excel III | 1983 | YTX14AHL-BS, YB14L-A2 | CT 1214.1 |
| Yamaha | EC340 Excel III | 1982 | YTX14AHL-BS, YB14L-A2 | CT 1214.1 |
| Yamaha | EC340 Excel III | 1981 | YTX14AHL-BS, YB14L-A2 | CT 1214.1 |
| Yamaha | ET340E Enticer | 1980 | YTX14AHL-BS, YB14L-A2 | CT 1214.1 |
| Yamaha | EC540 Excel | 1980 | YTX24HL-BS, Y50-N18L-A-CX | CT 1220, EPS 1220 |
| Yamaha | EC540 Excel | 1979 | YTX24HL-BS, Y50-N18L-A-CX | CT 1220, EPS 1220 |
| Yamaha | ET340E Enticer | 1979 | YTX24HL-BS, Y50-N18L-A-CX | CT 1220, EPS 1220 |
| РУССКАЯ МЕХАНИКА | | | | |
| Русская Механика | TIKSY 250 | | YTX24HL-BS, Y50-N18L-A-CX, Y50-N18L-A | CT 1220, EPS 1220 |
| Русская Механика | TIKSY 250 люкс | | YTX24HL-BS, Y50-N18L-A-CX, Y50-N18L-A | CT 1220, EPS 1220 |
| Русская Механика | Тайга Варяг 500 | | YTX24HL-BS, Y50-N18L-A-CX, Y50-N18L-A | CT 1220, EPS 1220 |
| Русская Механика | Тауга Patrol 551 SWT | | YTX24HL-BS, Y50-N18L-A-CX, Y50-N18L-A | CT 1220, EPS 1220 |
| Русская Механика | Тауга Patrol 550 SWT | | YTX24HL-BS, Y50-N18L-A-CX, Y50-N18L-A | CT 1220, EPS 1220 |
| Русская Механика | Тайга Атака II | | YTX24HL-BS, Y50-N18L-A-CX, Y50-N18L-A | CT 1220, EPS 1220 |
| Русская Механика | Тайга Варяг 550 V | | YTX24HL-BS, Y50-N18L-A-CX, Y50-N18L-A | CT 1220, EPS 1220 |
| Русская Механика | Тайга Варяг 550 | | YTX24HL-BS, Y50-N18L-A-CX, Y50-N18L-A | CT 1220, EPS 1220 |

ГИДРОЦИКЛЫ

| МАРКА | МОДЕЛЬ СНЕГОХОДА | ДАТА ВЫПУСКА | СООТВЕТСТВИЕ JIS-КОДУ | МОДЕЛЬ DELTA |
|-------------------|------------------------------------|--------------|--|---------------------|
| AQUA-JET | | | | |
| Aqua-Jet Co. | SX1 | 1991 | YB16-B | CT 1218, EPS 1218 |
| Aqua-Jet Co. | SX1 | 1990 | YB16-B | CT 1218, EPS 1218 |
| Aqua-Jet Co. | SX1 | 1989 | YB16-B | CT 1218, EPS 1218 |
| ARCTIC CAT | | | | |
| Arctic Cat | Tiger Shark | 1999 | YTX14AHL-BS, SYB14L-A2 | CT 1214.1 |
| Arctic Cat | Tiger Shark | 1998 | YTX14AHL-BS, SYB14L-A2 | CT 1214.1 |
| Arctic Cat | Tiger Shark | 1997 | YTX14AHL-BS, SYB14L-A2 | CT 1214.1 |
| BRP | | | | |
| BRP (Sea-Doo) | GTI 90 | 2020 | GYZ20HL, YTX20HL-BS, YTX20L-BS | CT 12201, EPS 12201 |
| BRP (Sea-Doo) | SPARK | 2020 | GYZ20HL, YTX20HL-BS, YTX20L-BS | CT 12201, EPS 12201 |
| BRP (Sea-Doo) | GTI 90 | 2019 | GYZ20HL, YTX20HL-BS, YTX20L-BS | CT 12201, EPS 12201 |
| BRP (Sea-Doo) | SPARK | 2019 | GYZ20HL, YTX20HL-BS, YTX20L-BS | CT 12201, EPS 12201 |
| BRP (Sea-Doo) | GTI, GTR, GTS, GTX, RXT, RXP, WAKE | 2019 | GYZ20HL, YTX20HL-BS, YTX20L-BS | CT 12201, EPS 12201 |
| BRP (Sea-Doo) | GTI 90 | 2018 | GYZ20HL, YTX20HL-BS, YTX20L-BS | CT 12201, EPS 12201 |
| BRP (Sea-Doo) | GTI, GTR, GTS, GTX, RXT, RXP, WAKE | 2018 | GYZ20HL, YTX20HL-BS, YTX20L-BS | CT 12201, EPS 12201 |
| BRP (Sea-Doo) | SPARK | 2018 | GYZ20HL, YTX20HL-BS, YTX20L-BS | CT 12201, EPS 12201 |
| BRP (Sea-Doo) | SPARK | 2017 | GYZ20HL, YTX20HL-BS, YTX20L-BS | CT 12201, EPS 12201 |
| BRP (Sea-Doo) | GTI, GTR, GTS, GTX, RXT, RXP, WAKE | 2017 | GYZ20HL, YTX20HL-BS, YTX20L-BS | CT 12201, EPS 12201 |
| BRP (Sea-Doo) | SPARK | 2016 | GYZ20HL, YTX20HL-BS, YTX20L-BS | CT 12201, EPS 12201 |
| BRP (Sea-Doo) | GTI, GTR, GTS, GTX, RXT, RXP, WAKE | 2016 | GYZ20HL, YTX20HL-BS, YTX20L-BS | CT 12201, EPS 12201 |
| BRP (Sea-Doo) | SPARK | 2015 | GYZ20HL, YTX20HL-BS, YTX20L-BS | CT 12201, EPS 12201 |
| BRP (Sea-Doo) | SPARK | 2014 | GYZ20HL, YTX20HL-BS, YTX20L-BS | CT 12201, EPS 12201 |
| BRP (Sea-Doo) | All Models | 1993 | GYZ20HL, YTX20HL-PW, YTX20L-BS, YB16CL-B | CT 12201, EPS 12201 |
| BRP (Sea-Doo) | All Models | 1992 | GYZ20HL, YTX20HL-PW, YTX20L-BS, YB16CL-B | CT 12201, EPS 12201 |
| BRP (Sea-Doo) | All Models | 1991 | GYZ20HL, YTX20HL-PW, YTX20L-BS, YB16CL-B | CT 12201, EPS 12201 |
| BRP (Sea-Doo) | All Models | 1990 | GYZ20HL, YTX20HL-PW, YTX20L-BS, YB16CL-B | CT 12201, EPS 12201 |
| BRP (Sea-Doo) | All Models | 1989 | GYZ20HL, YTX20HL-PW, YTX20L-BS, YB16CL-B | CT 12201, EPS 12201 |

| МАРКА | МОДЕЛЬ СНЕГОХОДА | ДАТА ВЫПУСКА | СООТВЕТСТВИЕ JIS-КОДУ | МОДЕЛЬ DELTA |
|-----------------|--|--------------|--|---------------------|
| BRP (Sea-Doo) | All Models | 1988 | GYZ20HL, YTX20HL-PW, YTX20L-BS, YB16CL-B | CT 12201, EPS 12201 |
| HONDA | | | | |
| Honda AquaTrax | F-15, F-15X | 2013 | GYZ20HL, YTX20HL-BS, YTX20L-BS | CT 12201, EPS 12201 |
| Honda AquaTrax | F-15, F-15X | 2012 | GYZ20HL, YTX20HL-BS, YTX20L-BS | CT 12201, EPS 12201 |
| Honda AquaTrax | F-15, F-15X | 2011 | GYZ20HL, YTX20HL-BS, YTX20L-BS | CT 12201, EPS 12201 |
| Honda AquaTrax | F-15, F-15X | 2010 | GYZ20HL, YTX20HL-BS, YTX20L-BS | CT 12201, EPS 12201 |
| Honda AquaTrax | F-15, F-15X | 2009 | GYZ20HL, YTX20HL-BS, YTX20L-BS | CT 12201, EPS 12201 |
| Honda AquaTrax | F/R-12, F/R-12X | 2009 | GYZ20HL, YTX20HL-BS, YTX20L-BS | CT 12201, EPS 12201 |
| Honda AquaTrax | F-15, F-15X | 2008 | GYZ20HL, YTX20HL-BS, YTX20L-BS | CT 12201, EPS 12201 |
| Honda AquaTrax | F/R-12, F/R-12X | 2008 | GYZ20HL, YTX20HL-BS, YTX20L-BS | CT 12201, EPS 12201 |
| Honda AquaTrax | F/R-12, F/R-12X | 2007 | GYZ20HL, YTX20HL-BS, YTX20L-BS | CT 12201, EPS 12201 |
| Honda AquaTrax | F-15, F-15X | 2007 | GYZ20HL, YTX20HL-BS, YTX20L-BS | CT 12201, EPS 12201 |
| Honda AquaTrax | F-15, F-15X | 2006 | GYZ20HL, YTX20HL-BS, YTX20L-BS | CT 12201, EPS 12201 |
| Honda AquaTrax | F/R-12, F/R-12X | 2006 | GYZ20HL, YTX20HL-BS, YTX20L-BS | CT 12201, EPS 12201 |
| Honda AquaTrax | F/R-12, F/R-12X | 2005 | GYZ20HL, YTX20HL-BS, YTX20L-BS | CT 12201, EPS 12201 |
| Honda AquaTrax | F-15, F-15X | 2005 | GYZ20HL, YTX20HL-BS, YTX20L-BS | CT 12201, EPS 12201 |
| Honda AquaTrax | F/R-12, F/R-12X | 2004 | GYZ20HL, YTX20HL-BS, YTX20L-BS | CT 12201, EPS 12201 |
| Honda AquaTrax | F-15, F-15X | 2004 | GYZ20HL, YTX20HL-BS, YTX20L-BS | CT 12201, EPS 12201 |
| Honda AquaTrax | F/R-12, F/R-12X | 2003 | GYZ20HL, YTX20HL-BS, YTX20L-BS | CT 12201, EPS 12201 |
| Honda AquaTrax | F-15, F-15X | 2003 | GYZ20HL, YTX20HL-BS, YTX20L-BS | CT 12201, EPS 12201 |
| Honda AquaTrax | F/R-12, F/R-12X | 2002 | GYZ20HL, YTX20HL-BS, YTX20L-BS | CT 12201, EPS 12201 |
| KAWASAKI | | | | |
| Kawasaki | Jet Ski JT1500B, C, 250X, Ultra LX, 260(L)X, 300(L)X | 2020 | GYZ20HL, YTX20HL-BS, YTX20L-BS | CT 12201, EPS 12201 |
| Kawasaki | Jet Ski Ultra 310, LX, R, X | 2020 | GYZ20HL, YTX20HL-BS, YTX20L-BS | CT 12201, EPS 12201 |
| Kawasaki | Jet Ski SXR | 2020 | GYZ20HL, YTX20HL-BS, YTX20L-BS | CT 12201, EPS 12201 |
| Kawasaki | Jet Ski JT1500-A, STX, STX-15F | 2019 | GYZ20HL, YTX20HL-BS, YTX20L-BS | CT 12201, EPS 12201 |
| Kawasaki | Jet Ski JT1500B, C, 250X, Ultra LX, 260(L)X, 300(L)X | 2019 | GYZ20HL, YTX20HL-BS, YTX20L-BS | CT 12201, EPS 12201 |
| Kawasaki | Jet Ski Ultra 310, LX, R, X | 2019 | GYZ20HL, YTX20HL-BS, YTX20L-BS | CT 12201, EPS 12201 |
| Kawasaki | Jet Ski SXR | 2019 | GYZ20HL, YTX20HL-BS, YTX20L-BS | CT 12201, EPS 12201 |
| Kawasaki | Jet Ski Ultra 310, LX, R, X | 2018 | GYZ20HL, YTX20HL-BS, YTX20L-BS | CT 12201, EPS 12201 |
| Kawasaki | Jet Ski JT1500-A, STX, STX-15F | 2018 | GYZ20HL, YTX20HL-BS, YTX20L-BS | CT 12201, EPS 12201 |
| Kawasaki | Jet Ski JT1500B, C, 250X, Ultra LX, 260(L)X, 300(L)X | 2018 | GYZ20HL, YTX20HL-BS, YTX20L-BS | CT 12201, EPS 12201 |
| Kawasaki | Jet Ski SXR | 2018 | GYZ20HL, YTX20HL-BS, YTX20L-BS | CT 12201, EPS 12201 |
| Kawasaki | Jet Ski Ultra 310, LX, R, X | 2017 | GYZ20HL, YTX20HL-BS, YTX20L-BS | CT 12201, EPS 12201 |
| Kawasaki | Jet Ski JT1500-A, STX, STX-15F | 2017 | GYZ20HL, YTX20HL-BS, YTX20L-BS | CT 12201, EPS 12201 |
| Kawasaki | Jet Ski SXR | 2017 | GYZ20HL, YTX20HL-BS, YTX20L-BS | CT 12201, EPS 12201 |
| Kawasaki | Jet Ski JT1500B, C, 250X, Ultra LX, 260(L)X, 300(L)X | 2017 | GYZ20HL, YTX20HL-BS, YTX20L-BS | CT 12201, EPS 12201 |
| Kawasaki | Jet Ski JT1500-A, STX, STX-15F | 2016 | GYZ20HL, YTX20HL-BS, YTX20L-BS | CT 12201, EPS 12201 |
| Kawasaki | Jet Ski JT1500B, C, 250X, Ultra LX, 260(L)X, 300(L)X | 2016 | GYZ20HL, YTX20HL-BS, YTX20L-BS | CT 12201, EPS 12201 |
| Kawasaki | Jet Ski Ultra 310, LX, R, X | 2016 | GYZ20HL, YTX20HL-BS, YTX20L-BS | CT 12201, EPS 12201 |
| Kawasaki | Jet Ski JT1500-A, STX, STX-15F | 2015 | GYZ20HL, YTX20HL-BS, YTX20L-BS | CT 12201, EPS 12201 |
| Kawasaki | Jet Ski Ultra 310, LX, R, X | 2015 | GYZ20HL, YTX20HL-BS, YTX20L-BS | CT 12201, EPS 12201 |
| Kawasaki | Jet Ski JT1500B, C, 250X, Ultra LX, 260(L)X, 300(L)X | 2015 | GYZ20HL, YTX20HL-BS, YTX20L-BS | CT 12201, EPS 12201 |
| Kawasaki | Jet Ski JT1500-A, STX, STX-15F | 2014 | GYZ20HL, YTX20HL-BS, YTX20L-BS | CT 12201, EPS 12201 |
| Kawasaki | Jet Ski JT1500B, C, 250X, Ultra LX, 260(L)X, 300(L)X | 2014 | GYZ20HL, YTX20HL-BS, YTX20L-BS | CT 12201, EPS 12201 |
| Kawasaki | Jet Ski Ultra 310, LX, R, X | 2014 | GYZ20HL, YTX20HL-BS, YTX20L-BS | CT 12201, EPS 12201 |
| Kawasaki | Jet Ski JT1500-A, STX, STX-15F | 2013 | GYZ20HL, YTX20HL-BS, YTX20L-BS | CT 12201, EPS 12201 |
| Kawasaki | Jet Ski JT1500B, C, 250X, Ultra LX, 260(L)X, 300(L)X | 2013 | GYZ20HL, YTX20HL-BS, YTX20L-BS | CT 12201, EPS 12201 |
| Kawasaki | Jet Ski JS800 SX-R | 2013 | GYZ20HL, YTX20HL-BS, YTX20L-BS | CT 12201, EPS 12201 |

| МАРКА | МОДЕЛЬ СНЕГОХОДА | ДАТА ВЫПУСКА | СООТВЕТСТВИЕ JIS-КОДУ | МОДЕЛЬ DELTA |
|----------|--|--------------|--------------------------------|---------------------|
| Kawasaki | Jet Ski JT1500B, C, 250X, Ultra LX, 260(L)X, 300(L)X | 2012 | GYZ20HL, YTX20HL-BS, YTX20L-BS | CT 12201, EPS 12201 |
| Kawasaki | Jet Ski JS800 SX-R | 2012 | GYZ20HL, YTX20HL-BS, YTX20L-BS | CT 12201, EPS 12201 |
| Kawasaki | Jet Ski JT1500-A, STX, STX-15F | 2012 | GYZ20HL, YTX20HL-BS, YTX20L-BS | CT 12201, EPS 12201 |
| Kawasaki | Jet Ski JT1500B, C, 250X, Ultra LX, 260(L)X, 300(L)X | 2011 | GYZ20HL, YTX20HL-BS, YTX20L-BS | CT 12201, EPS 12201 |
| Kawasaki | Jet Ski JS800 SX-R | 2011 | GYZ20HL, YTX20HL-BS, YTX20L-BS | CT 12201, EPS 12201 |
| Kawasaki | Jet Ski JT1500-A, STX, STX-15F | 2011 | GYZ20HL, YTX20HL-BS, YTX20L-BS | CT 12201, EPS 12201 |
| Kawasaki | Jet Ski JT1500-A, STX, STX-15F | 2010 | GYZ20HL, YTX20HL-BS, YTX20L-BS | CT 12201, EPS 12201 |
| Kawasaki | Jet Ski JS800 SX-R | 2010 | GYZ20HL, YTX20HL-BS, YTX20L-BS | CT 12201, EPS 12201 |
| Kawasaki | Jet Ski JT1500B, C, 250X, Ultra LX, 260(L)X, 300(L)X | 2010 | GYZ20HL, YTX20HL-BS, YTX20L-BS | CT 12201, EPS 12201 |
| Kawasaki | Jet Ski JT1500-A, STX, STX-15F | 2009 | GYZ20HL, YTX20HL-BS, YTX20L-BS | CT 12201, EPS 12201 |
| Kawasaki | Jet Ski JS800 SX-R | 2009 | GYZ20HL, YTX20HL-BS, YTX20L-BS | CT 12201, EPS 12201 |
| Kawasaki | Jet Ski JT1500B, C, 250X, Ultra LX, 260(L)X, 300(L)X | 2009 | GYZ20HL, YTX20HL-BS, YTX20L-BS | CT 12201, EPS 12201 |
| Kawasaki | Jet Ski JT1500B, C, 250X, Ultra LX, 260(L)X, 300(L)X | 2008 | GYZ20HL, YTX20HL-BS, YTX20L-BS | CT 12201, EPS 12201 |
| Kawasaki | Jet Ski JS800 SX-R | 2008 | GYZ20HL, YTX20HL-BS, YTX20L-BS | CT 12201, EPS 12201 |
| Kawasaki | Jet Ski JT1500-A, STX, STX-15F | 2008 | GYZ20HL, YTX20HL-BS, YTX20L-BS | CT 12201, EPS 12201 |
| Kawasaki | Jet Ski JT1500B, C, 250X, Ultra LX, 260(L)X, 300(L)X | 2007 | GYZ20HL, YTX20HL-BS, YTX20L-BS | CT 12201, EPS 12201 |
| Kawasaki | Jet Ski JS800 SX-R | 2007 | GYZ20HL, YTX20HL-BS, YTX20L-BS | CT 12201, EPS 12201 |
| Kawasaki | Jet Ski JT1200-A-B, C, STX-R, STX-12F | 2007 | GYZ20HL, YTX20HL-BS, YTX20L-BS | CT 12201, EPS 12201 |
| Kawasaki | Jet Ski JT1500-A, STX, STX-15F | 2007 | GYZ20HL, YTX20HL-BS, YTX20L-BS | CT 12201, EPS 12201 |
| Kawasaki | Jet Ski JT1500-A, STX, STX-15F | 2006 | GYZ20HL, YTX20HL-BS, YTX20L-BS | CT 12201, EPS 12201 |
| Kawasaki | Jet Ski JT1200-A-B, C, STX-R, STX-12F | 2006 | GYZ20HL, YTX20HL-BS, YTX20L-BS | CT 12201, EPS 12201 |
| Kawasaki | Jet Ski JS800 SX-R | 2006 | GYZ20HL, YTX20HL-BS, YTX20L-BS | CT 12201, EPS 12201 |
| Kawasaki | Jet Ski JT1500-A, STX, STX-15F | 2005 | GYZ20HL, YTX20HL-BS, YTX20L-BS | CT 12201, EPS 12201 |
| Kawasaki | Jet Ski JS800 SX-R | 2005 | GYZ20HL, YTX20HL-BS, YTX20L-BS | CT 12201, EPS 12201 |
| Kawasaki | Jet Ski JH1200-A, B Ultra 150 | 2005 | GYZ20HL, YTX20HL-BS, YTX20L-BS | CT 12201, EPS 12201 |
| Kawasaki | Jet Ski JT900 STS, STX | 2005 | GYZ20HL, YTX20HL-BS, YTX20L-BS | CT 12201, EPS 12201 |
| Kawasaki | Jet Ski JT1200-A-B, C, STX-R, STX-12F | 2005 | GYZ20HL, YTX20HL-BS, YTX20L-BS | CT 12201, EPS 12201 |
| Kawasaki | Jet Ski JH1200-A, B Ultra 150 | 2004 | GYZ20HL, YTX20HL-BS, YTX20L-BS | CT 12201, EPS 12201 |
| Kawasaki | Jet Ski JT1200-A-B, C, STX-R, STX-12F | 2004 | GYZ20HL, YTX20HL-BS, YTX20L-BS | CT 12201, EPS 12201 |
| Kawasaki | Jet Ski JS800 SX-R | 2004 | GYZ20HL, YTX20HL-BS, YTX20L-BS | CT 12201, EPS 12201 |
| Kawasaki | Jet Ski JT1500-A, STX, STX-15F | 2004 | GYZ20HL, YTX20HL-BS, YTX20L-BS | CT 12201, EPS 12201 |
| Kawasaki | Jet Ski JT900 STS, STX | 2004 | GYZ20HL, YTX20HL-BS, YTX20L-BS | CT 12201, EPS 12201 |
| Kawasaki | Jet Ski JH1100-B Ultra 130 | 2004 | GYZ20HL, YTX20HL-BS, YTX20L-BS | CT 12201, EPS 12201 |
| Kawasaki | Jet Ski JT1200-A-B, C, STX-R, STX-12F | 2003 | GYZ20HL, YTX20HL-BS, YTX20L-BS | CT 12201, EPS 12201 |
| Kawasaki | Jet Ski JH1200-A, B Ultra 150 | 2003 | GYZ20HL, YTX20HL-BS, YTX20L-BS | CT 12201, EPS 12201 |
| Kawasaki | Jet Ski JH1100 ZXi | 2003 | GYZ20HL, YTX20HL-BS, YTX20L-BS | CT 12201, EPS 12201 |
| Kawasaki | Jet Ski JS800 SX-R | 2003 | GYZ20HL, YTX20HL-BS, YTX20L-BS | CT 12201, EPS 12201 |
| Kawasaki | Jet Ski JT1100 STX | 2003 | GYZ20HL, YTX20HL-BS, YTX20L-BS | CT 12201, EPS 12201 |
| Kawasaki | Jet Ski JH1100-B Ultra 130 | 2003 | GYZ20HL, YTX20HL-BS, YTX20L-BS | CT 12201, EPS 12201 |
| Kawasaki | Jet Ski JT900 STS, STX | 2003 | GYZ20HL, YTX20HL-BS, YTX20L-BS | CT 12201, EPS 12201 |
| Kawasaki | Jet Ski JS750 SXi, SXi Pro | 2002 | GYZ20HL, YTX20HL-BS, YTX20L-BS | CT 12201, EPS 12201 |
| Kawasaki | Jet Ski JH1100 ZXi | 2002 | GYZ20HL, YTX20HL-BS, YTX20L-BS | CT 12201, EPS 12201 |
| Kawasaki | Jet Ski JT1200-A-B, C, STX-R, STX-12F | 2002 | GYZ20HL, YTX20HL-BS, YTX20L-BS | CT 12201, EPS 12201 |
| Kawasaki | Jet Ski JH1200-A, B Ultra 150 | 2002 | GYZ20HL, YTX20HL-BS, YTX20L-BS | CT 12201, EPS 12201 |
| Kawasaki | Jet Ski JH1100-B Ultra 130 | 2002 | GYZ20HL, YTX20HL-BS, YTX20L-BS | CT 12201, EPS 12201 |
| Kawasaki | Jet Ski JT1100 STX | 2002 | GYZ20HL, YTX20HL-BS, YTX20L-BS | CT 12201, EPS 12201 |
| Kawasaki | Jet Ski JT900 STS, STX | 2002 | GYZ20HL, YTX20HL-BS, YTX20L-BS | CT 12201, EPS 12201 |

| МАРКА | МОДЕЛЬ СНЕГОХОДА | ДАТА ВЫПУСКА | СООТВЕТСТВИЕ JIS-КОДУ | МОДЕЛЬ DELTA |
|----------|-------------------------------|--------------|---|---------------------|
| Kawasaki | Jet Ski JS750 SXi, SXi Pro | 2001 | GYZ20HL, YTX20HL-BS, YTX20L-BS | CT 12201, EPS 12201 |
| Kawasaki | Jet Ski JT900 STS, STX | 2001 | GYZ20HL, YTX20HL-BS, YTX20L-BS | CT 12201, EPS 12201 |
| Kawasaki | Jet Ski JT1100 STX | 2001 | GYZ20HL, YTX20HL-BS, YTX20L-BS | CT 12201, EPS 12201 |
| Kawasaki | Jet Ski JH1100-B Ultra 130 | 2001 | GYZ20HL, YTX20HL-BS, YTX20L-BS | CT 12201, EPS 12201 |
| Kawasaki | Jet Ski JH1100 ZXi | 2001 | GYZ20HL, YTX20HL-BS, YTX20L-BS | CT 12201, EPS 12201 |
| Kawasaki | Jet Ski JH1200-A, B Ultra 150 | 2001 | GYZ20HL, YTX20HL-BS, YTX20L-BS | CT 12201, EPS 12201 |
| Kawasaki | Jet Ski JH1200-A, B Ultra 150 | 2000 | GYZ20HL, YTX20HL-BS, YTX20L-BS | CT 12201, EPS 12201 |
| Kawasaki | Jet Ski JT900 STS, STX | 2000 | GYZ20HL, YTX20HL-BS, YTX20L-BS | CT 12201, EPS 12201 |
| Kawasaki | Jet Ski JT1100 STX | 2000 | GYZ20HL, YTX20HL-BS, YTX20L-BS | CT 12201, EPS 12201 |
| Kawasaki | Jet Ski JS750 SXi, SXi Pro | 2000 | GYZ20HL, YTX20HL-BS, YTX20L-BS | CT 12201, EPS 12201 |
| Kawasaki | Jet Ski JH1100 ZXi | 2000 | GYZ20HL, YTX20HL-BS, YTX20L-BS | CT 12201, EPS 12201 |
| Kawasaki | Jet Ski JH1100 ZXi | 1999 | GYZ20HL, YTX20HL-BS, YTX20L-BS | CT 12201, EPS 12201 |
| Kawasaki | Jet Ski JH1200-A, B Ultra 150 | 1999 | GYZ20HL, YTX20HL-BS, YTX20L-BS | CT 12201, EPS 12201 |
| Kawasaki | Jet Ski JT900 STS, STX | 1999 | GYZ20HL, YTX20HL-BS, YTX20L-BS | CT 12201, EPS 12201 |
| Kawasaki | Jet Ski JH750 E1,F2,G1,G2 | 1999 | GYZ20HL, YTX20HL-BS, YTX20L-BS | CT 12201, EPS 12201 |
| Kawasaki | Jet Ski JS750 SXi, SXi Pro | 1999 | GYZ20HL, YTX20HL-BS, YTX20L-BS | CT 12201, EPS 12201 |
| Kawasaki | Jet Ski JT1100 STX | 1999 | GYZ20HL, YTX20HL-BS, YTX20L-BS | CT 12201, EPS 12201 |
| Kawasaki | Jet Ski JS750 SXi, SXi Pro | 1998 | GYZ20HL, YTX20HL-BS, YTX20L-BS | CT 12201, EPS 12201 |
| Kawasaki | Jet Ski JT750 STS, STX | 1998 | GYZ20HL, YTX20HL-BS, YTX20L-BS | CT 12201, EPS 12201 |
| Kawasaki | Jet Ski JH750 E1,F2,G1,G2 | 1998 | GYZ20HL, YTX20HL-BS, YTX20L-BS | CT 12201, EPS 12201 |
| Kawasaki | Jet Ski JH1100 ZXi | 1998 | GYZ20HL, YTX20HL-BS, YTX20L-BS | CT 12201, EPS 12201 |
| Kawasaki | Jet Ski JT900 STS, STX | 1998 | GYZ20HL, YTX20HL-BS, YTX20L-BS | CT 12201, EPS 12201 |
| Kawasaki | Jet Ski JT1100 STX | 1998 | GYZ20HL, YTX20HL-BS, YTX20L-BS | CT 12201, EPS 12201 |
| Kawasaki | Jet Ski JH750 E1,F2,G1,G2 | 1997 | GYZ20HL, YTX20HL-BS, YTX20L-BS | CT 12201, EPS 12201 |
| Kawasaki | Jet Ski JT900 STS, STX | 1997 | GYZ20HL, YTX20HL-BS, YTX20L-BS | CT 12201, EPS 12201 |
| Kawasaki | Jet Ski JT750 STS, STX | 1997 | GYZ20HL, YTX20HL-BS, YTX20L-BS | CT 12201, EPS 12201 |
| Kawasaki | Jet Ski JH1100 ZXi | 1997 | GYZ20HL, YTX20HL-BS, YTX20L-BS | CT 12201, EPS 12201 |
| Kawasaki | Jet Ski JT1100 STX | 1997 | GYZ20HL, YTX20HL-BS, YTX20L-BS | CT 12201, EPS 12201 |
| Kawasaki | Jet Ski JH900 ZXi | 1997 | GYZ20HL, YTX20HL-BS, YTX20L-BS | CT 12201, EPS 12201 |
| Kawasaki | Jet Ski JS750 SXi, SXi Pro | 1997 | GYZ20HL, YTX20HL-BS, YTX20L-BS | CT 12201, EPS 12201 |
| Kawasaki | Jet Ski JH750 ST, Zxi | 1997 | GYZ20HL, YTX20HL-BS, YTX20L-BS | CT 12201, EPS 12201 |
| Kawasaki | Jet Ski JH750 E1,F2,G1,G2 | 1996 | GYZ20HL, YTX20HL-BS, YTX20L-BS | CT 12201, EPS 12201 |
| Kawasaki | Jet Ski JS750 SXi, SXi Pro | 1996 | GYZ20HL, YTX20HL-BS, YTX20L-BS | CT 12201, EPS 12201 |
| Kawasaki | Jet Ski JH750 ST, Zxi | 1996 | GYZ20HL, YTX20HL-BS, YTX20L-BS | CT 12201, EPS 12201 |
| Kawasaki | Jet Ski JH900 ZXi | 1996 | GYZ20HL, YTX20HL-BS, YTX20L-BS | CT 12201, EPS 12201 |
| Kawasaki | Jet Ski JH1100 ZXi | 1996 | GYZ20HL, YTX20HL-BS, YTX20L-BS | CT 12201, EPS 12201 |
| Kawasaki | Jet Ski JT750 STS, STX | 1996 | GYZ20HL, YTX20HL-BS, YTX20L-BS | CT 12201, EPS 12201 |
| Kawasaki | Jet Ski JH750 E1,F2,G1,G2 | 1995 | GYZ20HL, YTX20HL-BS, YTX20L-BS | CT 12201, EPS 12201 |
| Kawasaki | Jet Ski JS750 SXi, SXi Pro | 1995 | GYZ20HL, YTX20HL-BS, YTX20L-BS | CT 12201, EPS 12201 |
| Kawasaki | Jet Ski JH750 ST, Zxi | 1995 | GYZ20HL, YTX20HL-BS, YTX20L-BS | CT 12201, EPS 12201 |
| Kawasaki | Jet Ski JH900 ZXi | 1995 | GYZ20HL, YTX20HL-BS, YTX20L-BS | CT 12201, EPS 12201 |
| Kawasaki | Jet Ski JS440 | 1986 | GYZ20HL, YTX20HL-BS, YTX20L-BS, YB16L-B | CT 12201, EPS 12201 |
| Kawasaki | Jet Ski JS440 | 1985 | GYZ20HL, YTX20HL-BS, YTX20L-BS, YB16L-B | CT 12201, EPS 12201 |
| Kawasaki | Jet Ski JS550 | 1985 | GYZ20HL, YTX20HL-BS, YTX20L-BS, YB16L-B | CT 12201, EPS 12201 |
| Kawasaki | Jet Ski JS550 | 1984 | GYZ20HL, YTX20HL-BS, YTX20L-BS, YB16L-B | CT 12201, EPS 12201 |
| Kawasaki | Jet Ski JS440 | 1984 | GYZ20HL, YTX20HL-BS, YTX20L-BS, YB16L-B | CT 12201, EPS 12201 |
| Kawasaki | Jet Ski JS550 | 1983 | GYZ20HL, YTX20HL-BS, YTX20L-BS, YB16L-B | CT 12201, EPS 12201 |
| Kawasaki | Jet Ski JS440 | 1983 | GYZ20HL, YTX20HL-BS, YTX20L-BS, YB16L-B | CT 12201, EPS 12201 |
| Kawasaki | Jet Ski JS550 | 1982 | GYZ20HL, YTX20HL-BS, YTX20L-BS, YB16L-B | CT 12201, EPS 12201 |
| Kawasaki | Jet Ski JS440 | 1982 | GYZ20HL, YTX20HL-BS, YTX20L-BS, YB16L-B | CT 12201, EPS 12201 |

| МАРКА | МОДЕЛЬ СНЕГОХОДА | ДАТА ВЫПУСКА | СООТВЕТСТВИЕ JIS-КОДУ | МОДЕЛЬ DELTA |
|---------------------|----------------------------------|--------------|---|---------------------|
| Kawasaki | Jet Ski JS440 | 1981 | GYZ20HL, YTX20HL-BS, YTX20L-BS, YB16L-B | CT 12201, EPS 12201 |
| Kawasaki | Jet Ski JS440 | 1980 | GYZ20HL, YTX20HL-BS, YTX20L-BS, YB16L-B | CT 12201, EPS 12201 |
| Kawasaki | Jet Ski JS440 | 1979 | GYZ20HL, YTX20HL-BS, YTX20L-BS, YB16L-B | CT 12201, EPS 12201 |
| Kawasaki | Jet Ski JS440 | 1978 | GYZ20HL, YTX20HL-BS, YTX20L-BS, YB16L-B | CT 12201, EPS 12201 |
| Kawasaki | Jet Ski JS440 | 1977 | GYZ20HL, YTX20HL-BS, YTX20L-BS, YB16L-B | CT 12201, EPS 12201 |
| Kawasaki | Jet Ski JS400 | 1976 | GYZ20HL, YTX20HL-BS, YTX20L-BS, YB16L-B | CT 12201, EPS 12201 |
| S.O.S. | | | | |
| S.O.S. | S.O.S. Marine MFG All Models | ALLYEARS | GYZ20H, YTX20H-BS, YTX20-BS | CT 1218, EPS 1218 |
| ULTRANAUTICS | | | | |
| Ultranautics | Ultranautics All Models | 1992 | 53030 | CT 1230, EPS 1230 |
| Ultranautics | All Models | 1991 | 53030 | CT 1230, EPS 1230 |
| Ultranautics | Jet Star1260 (Boat) | 1991 | 53030 | CT 1230, EPS 1230 |
| Ultranautics | Jet Star1250 (Boat) | 1990 | 53030 | CT 1230, EPS 1230 |
| Ultranautics | All Models | 1990 | 53030 | CT 1230, EPS 1230 |
| Ultranautics | Jet Star1250 (Boat) | 1989 | 53030 | CT 1230, EPS 1230 |
| Ultranautics | All Models | 1989 | 53030 | CT 1230, EPS 1230 |
| Ultranautics | Jet Star1250 (Boat) | 1988 | 53030 | CT 1230, EPS 1230 |
| Ultranautics | All Models | 1988 | 53030 | CT 1230, EPS 1230 |
| Ultranautics | All Models | 1987 | 53030 | CT 1230, EPS 1230 |
| WET JET | | | | |
| Wet Jet | Wet Jet International All Models | ALLYEARS | GYZ20H, YTX20H-BS, YTX20-BS | CT 1218, EPS 1218 |

МОТОБУКСИРОВЩИКИ

| МАРКА | МОДЕЛЬ МОТОБУКСИРОВЩИКА | ДАТА ВЫПУСКА | СООТВЕТСТВИЕ JIS-КОДУ | МОДЕЛЬ DELTA |
|-------------------|-------------------------|--------------|-----------------------|--------------|
| BALTMOTORS | | | | |
| Baltmotors | Compact | | YTX14H-BS | CT 1212 |
| Baltmotors | Max | | YTX14H-BS | CT 1212 |
| Baltmotors | Mini | | YTX14H-BS | CT 1212 |
| Baltmotors | Standart | | YTX14H-BS | CT 1212 |

ЗАМЕТКИ


A series of horizontal dotted lines for taking notes.



WWW.DELTA-BATT.COM
#ДЕЛЬТАЗАВОДИТ

DELTA

BATTERY



КАТАЛОГ ПРИМЕНЯЕМОСТИ
АККУМУЛЯТОРОВ DELTA