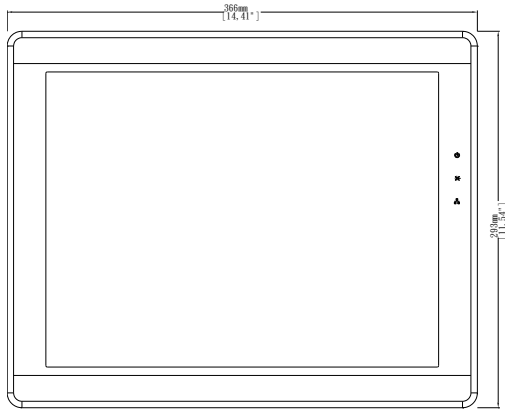




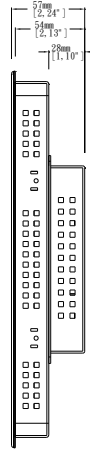
◆ Features

- 15" 1024 x 768 TFT LCD, LED Backlight
- Slim Design
- Fan-less Cooling System
- Built-in 256 MB Flash Memory
- SD Card Slot for Extension of Storage
- One USB Host Port and one USB Client Port
- COM1 and COM3 RS-485 Built-in Isolation
- COM1 and COM3 RS-485 2W support MPI 187.5K, please use one at one time
- Built-in Power Isolator
- NEMA4 / IP65 Compliant Front Panel

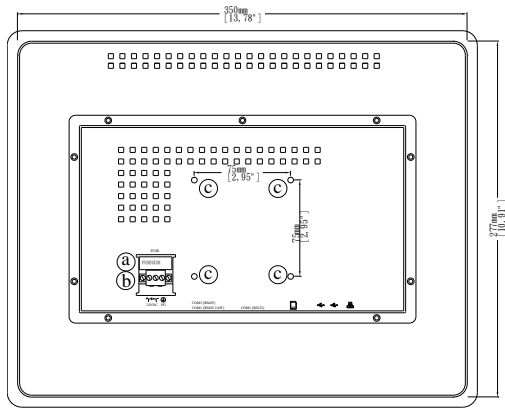
Display	Display	15" TFT	
	Resolution	1024 x 768	
	Brightness (cd/m ²)	400	
	Contrast Ratio	700:1	
	Backlight Type	LED	
	Backlight Life Time	>50,000 hrs.	
	Colors	16.2M	
Touch Panel	Type	4-wire Resistive Type	
	Accuracy	Active Area Length(X)±2%, Width(Y)±2%	
Memory	Flash	256 MB	
	RAM	256 MB	
Processor		32 bit RISC Cortex-A8 1GHz	
I/O Port	SD Card Slot	SD/SDHC	
	USB Host	USB 2.0 x 1	
	USB Client	USB 2.0 x 1	
	Ethernet	10/100 Base-T x 1	
	COM Port	COM1: RS-232/RS-485 2W/4W COM3: RS-485 2W	
	RS-485 Dual Isolation	Yes	
	CAN Bus	N/A	
	HDMI	N/A	
	Audio Output	N/A	
Video Input	N/A		
RTC		Built-in	
Power	Input Power	24±20%VDC	
	Power Isolation	Built-in	
	Power Consumption	1000mA@24VDC	
	Voltage Resistance	500VAC (1 min.)	
	Isolation Resistance	Exceed 50MΩ at 500VDC	
Vibration Endurance	10 to 25Hz (X, Y, Z direction 2G 30 minutes)		
Specification	PCB Coating	Yes	
	Enclosure	Aluminum	
	Dimensions WxHxD	366 x 293 x 57 mm	
	Panel Cutout	352 x 279 mm	
	Weight	Approx. 2.75 kg	
	Mount	Panel mount, VESA mount 75 x 75 mm	
Environment	Protection Structure	UL Type 4X (indoor use only) / NEMA4 / IP65 Compliant Front Panel	
	Storage Temperature	-20° ~ 60°C (-4° ~ 140°F)	
	Operating Temperature	0° ~ 50°C (32° ~ 122°F)	
	Relative Humidity	10% ~ 90% (non-condensing)	
Certificate	CE	CE marked	
	UL	cULus Listed	
Software		EasyBuilder Pro V4.00.01 or later versions	



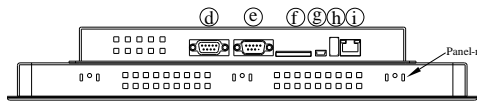

Front View



Side View



Rear View



Bottom View

a	Fuse
b	Power Connector
c	VESA 75 mm Screw Holes
d	COM1 RS-485 2W/4W, COM3 RS485 2W
e	COM1 RS-232
f	SD Card Slot
g	USB Client Port
h	USB Host Port
i	Ethernet Port

Ordering Information

□ MT8150XE:

15" 1024 x 768 TFT LCD HMI, Built-in 256 MB flash memory / 256 MB DDR2 RAM

PIN Assignment

COM1 [RS232] 9 Pin, Male, D-sub

PIN#	Symbol	COM1 [RS232]
1	Not used	
2	RxD	Received Data
3	TxD	Transmitted Data
4	Not used	
5	GND	Ground
6	Not used	
7	RTS	Ready to send output
8	CTS	Clear to send input
9	Not used	

COM1 / COM3 [RS485] 9 Pin, Female, D-sub

PIN#	Symbol	COM1 [RS485]		COM3 [RS485]
		2W	4W	
1	Rx-	Data-	Rx-	
2	Rx+	Data+	Rx+	
3	Tx-		Tx-	
4	Tx+		Tx+	
5	GND	GND(COM1)		
6	Not used			
7	Data-			Data-
8	Data+			Data+
9	GND			GND(COM3)